

Week 1

SWEET TREATS!

This week's artist we will look at and be inspired by is Wayne Theibaud (said tee-bō)

Here is a great document from the national gallery to read with your kids, as well as a follow up project

<https://www.nga.gov/content/dam/ngaweb/Education/learning-resources/an-eye-for-art/AnEyeForArt-WayneTheibaud.pdf>

And here is a phenomenal PBS video for older kids

<https://www.pbs.org/video/thiebaud-heart-cakes-to-bowties-49rhla/>

My ALLTIME favorite for the colors!!! Ok!GO are epic...<https://youtu.be/yu44JRTIxSQ>

Monday: Theibaud inspired cupcakes

Materials: white paper, pencil, oil pastels (crayons will work too!), black marker

Tuesday: Line-sicles

Materials: white paper, pencil, black marker, ruler, color utensil of choice, line handout (attached below)

Wednesday: ½ Bday cake

Materials: white paper (that is thicker than copy paper as we will be painting), pencil, crayons, WASHABLE markers, water, paint brush

Thursday: Three scoops...ice cream triptych

Materials: 1 piece of white paper 11"x14", 1 piece of white copy paper, 1 piece of black construction paper 8.5"x11", pencil, crayons, scissors, glue stick

Friday: "Mile High" deliciousness

Materials: white paper, pencil, crayons, black marker, line and pattern handout (attached below),

Lines:


Straight



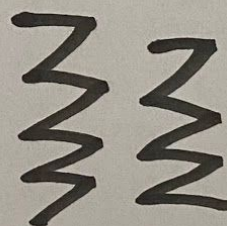
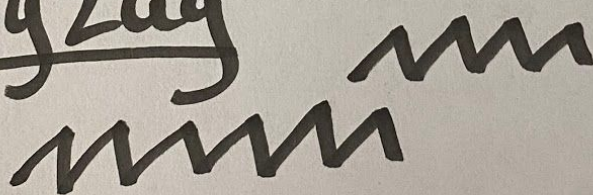
diagonal





wavy




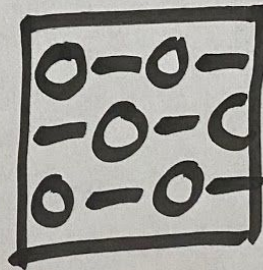












zigzag



dotted/dashed



Lines AND Patterns



COLORS

Primary 1^o



RED



BLUE



YELLOW

Secondary 2^o


ORANGE



GREEN



PURPLE



The colors
make an
AB pattern!
1^o, 2^o, 1^o, 2^o
How COOL
😊