

The High Seas Week

This week we will be learning all about The High Seas...from lighthouses and pirates to submarines and blue whales...we may even stumble upon some buried treasure. We will explore some different materials and art terms as we create fun and unique projects!

Here are great sites about lighthouses!

<http://kinooze.com/the-lighthouse/>

<https://www.scienceforkidsclub.com/lighthouse-of-alexandria.html>

<https://cheslights.org/education/cheslights-kids/>

Pirate Sites!

<https://www.dkfindout.com/us/history/pirates/>

<https://pbskids.org/peg/games/hungry-pirates>

<http://talklikeapirate.com/wordpress/>

Blue Whale sites!

<https://onekindplanet.org/animal/whale-blue/>

<https://www.natgeokids.com/nz/discover/animals/sea-life/10-blue-whale-facts/>

Monday:Lighthouse Prints

Materials: white paper, pencil, black marker, crayons (or any colors you like), recycled box, scissors, glue

Tuesday: Pirate Portraits

Materials: white paper, pencil, black marker, color utensil of choice,

Wednesday: Submarine Expedition

Materials: white paper, black paper, pencil, crayons/markers, scissors, glue


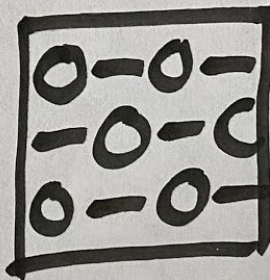










Thursday: 3D Blue Whale

Materials: 2 pieces white paper, scissors, glue, pencil, crayons, markers

Friday: Treasure Chest Surprise

Materials: white paper, pencil, crayons or markers

Lines AND Patterns



#ArtDateWithMissKate

@peaceloveart

The COLOR WHEEL

Primary - Red Yellow Blue

Secondary - Orange Green Purple

Complimentary are opposites

Warm - Red Orange
Yellow

Cool - Green Blue
Purple

Primary
Warm

