



DATA and ANALYSIS REPORT

2025 Federal Election: Selected Minor Parties Senate Distribution of Preferences

- Introduction with Executive Summary Page 2-3
- QLD Senate Page 4
- NSW Senate Page 5
- VIC Senate Page 6
- TAS Senate Page 7
- SA Senate Page 8
- WA Senate Page 9
- NT Senate Page 10
- ACT Senate Page 11
- APPENDIX Pages 12-15

2025 Federal Election formal first preference votes House of Representatives (HoR) including 8 chosen Electorates full distribution of preferences to show where accumulated transferred HoR votes placed amongst *key* selected minor parties in **QLD, NSW, VIC, TAS, SA & WA.**

By: Sharon Cousins
(Researcher & Elections Analyst, VOTE WISELY)
29th November 2025

Introduction with Executive Summary

1. Within the pages of this report, are the **Senate results** of selected minor parties, following the 2025 Federal Election, for each State and Territory (**QLD, NSW, VIC, TAS, SA, WA, NT & ACT**). There are 8 separate **AEC** (Australian Electoral Commission) website links at the top of each of the individual State/Territory report pages 4 to 11. These 8 separate links are the pdf documents publicly released by the AEC for the **“Result of the Transfer and Distribution of Preferences” (2025 Federal Election Half Senate)**.

The quota amount is shown at the top right-hand corner on each of the AEC Senate results pdf pages. The AEC pdf pages range from 6 pages (ACT) and up to 65 pages (VIC). The initial **“First Preference”** Senate votes for **all** the various groups/parties (with Candidate names), are shown in the first few pages of these AEC pdf documents; and then the Senate votes accumulate and are transferred at various Counts (once various candidates/groups are *excluded*). Those Senate Candidates that reached their quota were elected, but some other Senate Candidates were elected through the process of transferred votes from *excluded* groups/candidates.

2. **ABC News Elections website links** are provided within this report (for each State and Territory), showing the major and *some* of the minor parties/groups **‘How-to-Vote’** (HTV) recommendations for the Senate. Some minor parties **did not** preference any other Senate parties i.e. **Jacqui Lambie Network** (QLD, NSW, TAS & SA), **Australian Citizens Party** (only for SA, WA & NT) and **Shooters, Fishers and Farmers** (VIC & TAS); leaving their Senate voters to choose the positions from #2 to #6 (*above the line*) or #3 to #12 (*below the line*), on the white ballot paper. Additional political party website HTV links are also shown in this report, if their HTVs were missing from the ABC News Elections website links e.g. **Libertarian** (TAS, WA, NT & ACT) and **HEART** (QLD & ACT).
3. For each State and Territory (shown on separate pages in this report), the initial **first preference Senate votes** for selected minor parties, are displayed as **bar graph images**. Amongst the selected minor parties, **One Nation** received the highest first preference Senate votes in QLD, NSW, VIC, SA, WA and NT. **Gerard Rennick People First** secured the 2nd highest first preference Senate votes amongst the minor parties in QLD. **Trumpet of Patriots** (TOP) had the 2nd highest first preference Senate votes amongst the minor parties in NSW, VIC and SA. **Australian Christians** had the 2nd highest first preference Senate votes amongst the minor parties in WA, followed by **Trumpet of Patriots** and then **Gerard Rennick People First**. In the ACT Senate, there were 4 minor parties with **Sustainable Australia** having the highest minor party first preferences votes, followed by **Animal Justice Party**, **HEART** and **Libertarian**. In TAS, **Jacqui Lambie Network** had the highest first preference Senates votes amongst the minor parties, then **One Nation** and **TOP**.
4. **First preference total Senate votes of 11 selected minor parties** are shown below (*alphabetical party order*), for the respective States/Territories. A total of **2,326,711 votes for these parties nationally**, following 2025 Federal Election. AEC link to this information, which is listed under **“First preferences by Senate Group”** (then refer by State and Territory) is <https://results.aec.gov.au/31496/Website/SenateStateFirstPrefsByGroup-31496-NAT.htm>

<u>Minor Party</u>	<u>QLD</u>	<u>NSW</u>	<u>VIC</u>	<u>TAS</u>	<u>SA</u>	<u>WA</u>	<u>NT</u>	<u>ACT</u>	<u>TOTAL</u>
Australian Christians	N/A	59,146	N/A	N/A	N/A	43,373	N/A	N/A	102,519
Citizens Party	6,266	10,655	9,810	1,219	1,570	4,779	1,133	N/A	35,432
Family First	58,005	80,560	74,609	N/A	23,554	N/A	N/A	N/A	236,728
Gerard Rennick People First/KAP	151,310	2,205	43,837	N/A	13,462	24,043	N/A	N/A	234,857
Great Australian Party	5,700	N/A	N/A	N/A	N/A	15,249	N/A	N/A	20,949
HEART	227	862	243	N/A	N/A	N/A	N/A	3,022	4,354
Jacqui Lambie Network	54,617	52,897	N/A	27,055	31,516	N/A	N/A	N/A	166,085
Libertarian	14,718	89,825	23,617	1,639	11,817	10,288	1,493	422	153,819
Pauline Hanson’s One Nation	229,746	302,438	182,228	19,218	62,131	95,230	8,305	N/A	899,296
Shooters, Fishers & Farmers	N/A	N/A	50,982	8,452	N/A	N/A	N/A	N/A	59,434
Trumpet of Patriots	117,700	119,670	103,552	12,039	33,094	27,183	N/A	N/A	413,238

TOTAL	638,289	718,258	488,878	69,622	177,144	220,145	10,931	3,444	2,326,711
--------------	----------------	----------------	----------------	---------------	----------------	----------------	---------------	--------------	------------------

5. In the **VIC Senate** AEC results, **Family First** was excluded @ Count 260-265 (AEC pdf page 58). Despite Family First’s Senate HTV @ No. 2 was LIB/NAT, their total accumulated votes of 122,557 were transferred firstly onto **Pauline Hanson’s One Nation** with 28,248, then **LIB/NAT** 26,804; then curiously onto **Labor** with 20,879; then **Trumpet of Patriots** with 17,614 and then notably, **Legalise Cannabis Party** 12,344; with 16,711 Exhausted (- 43 Loss By Fraction).

6. **Jacqui Lambie Network** had no preferences on their Senate HTVs in QLD, NSW, TAS and SA, but notably had significant first preference votes to start with, for these 4 States. In the **QLD Senate** results, the **Jacqui Lambie Network (JLN)** had 54,617 first preference votes; ending up @ Count 216 (page 45 AEC pdf) with accumulating transferred votes totalling 72,708; of which 21.4% went to *Labor* (15,554), 16.4% *Liberal National Party* (11,911), 14% *Gerard Rennick People First* (10,190), 13.2% *Pauline Hanson's One Nation* (9,627), 10.7% *Trumpet of Patriots* (7,809), 7.8% *Greens* (5,647), 6.7% *Legalise Cannabis Party* (4,858), 6.5% *Family First* (4,725) and 3.3% Exhausted votes (2,407 less 20 "Loss By Fraction").
- In **NSW Senate** results, the **JLN** had 52,897 first preference votes; ending up @ Count 213 (page 47 AEC pdf) with 64,289 accumulated votes of which 21% (13,525) went to *One Nation*, 20% *Labor* (12,663), 19% *Greens* (12,273), 10% *Legalise Cannabis Party* (6,333), 9% *Trumpet of Patriots* (5,808), 6% *Animal Justice Party* (4,026), 4.5% *Family First* (2,881), 3.4% *Australian Christians* (2,196), 2.7% *Libertarian* (1,776) and 4.4% Exhausted votes (2,821 less 13 "Loss By Fraction").
7. Although *Trumpet of Patriots* (TOP) did not include *Pauline Hanson's One Nation* on their Senate HTVs, it appears from the AEC published distribution of transferred votes, that many TOP Senate voters still chose *One Nation* within their 'top 6' (*above the line*). The majority of the Trumpet of Patriot total votes were transferred onto One Nation in every State, as follows: **QLD** 40% (report page 4), **NSW** 47.4% (page 5), **VIC** 47% (page 6), **TAS** 30% (page 7), **SA** 52% (page 8) and **WA** 38% (page 9). Ultimately, it was the high number of first preference Senate votes for Pauline Hanson's One Nation, followed by the accumulated transferred (distribution of preferences) Senate votes from various minor and major parties, that helped elect 3 One Nation Senators in the 2025 Federal Election (QLD, NSW & WA Senate).
8. **Total Senate votes (after distribution of preferences) of 11 selected minor parties** as shown below (*alphabetical party order*), for the respective States/Territories. A total of **3,993,603 votes for these parties nationally**, following 2025 Federal Election. AEC Link – scroll down to "Distribution of preferences" (then refer by State/Territory to 8 x pdf documents and search by Groups <https://results.aec.gov.au/31496/Website/SenateResultsMenu-31496.htm>

Minor Party	QLD	NSW	VIC	TAS	SA	WA	NT	ACT	TOTAL
Australian Christians	N/A	74,711	N/A	N/A	N/A	62,972	N/A	N/A	137,683
Citizens Party	7,602	11,220	10,230	1,280	1,598	4,973	1,124↓	N/A	38,027
Family First	85,147	195,857	122,557	N/A	33,298	N/A	N/A	N/A	436,859
Gerard Rennick People First/KAP	253,367*	2,642•	54,036+	N/A	15,290	30,700	N/A	N/A	356,035
Great Australian Party	6,270**	N/A	N/A	N/A	N/A	17,541	N/A	N/A	23,811
HEART	296**	832•	256+	N/A	N/A	N/A	N/A	3,353■	4,737
Jacqui Lambie Network	72,708	64,289	N/A	55,535	39,397	N/A	N/A	N/A	231,929
Libertarian	15,810	107,662•	25,778	1,804	12,576	11,766	1,779	436■	177,611
Pauline Hanson's One Nation	464,479	634,982	476,953	30,520	133,544	207,353	9,439	N/A	1,957,270
Shooters, Fishers & Farmers	N/A	N/A	60,278	9,755	N/A	N/A	N/A	N/A	70,033
Trumpet of Patriots	163,492	152,724	143,677	13,897	48,287	37,531	N/A	N/A	559,608
TOTAL	1,069,171	1,244,919	893,765	112,791	283,990	372,836	12,342	3,789	3,993,603

- * *Gerard Rennick People First (GRPF)/Katters Australian Party (KAP) (QLD) Group G: KAP total votes 1,079 (AEC pg. 25 @ Count 112-116). Gerard Rennick People First accumulated total votes (incl. KAP) of 253,367 @ Count 243 (page 53).*
- ** *Great Australia Party/HEART (QLD) Group K: HEART total votes 296 @ Count 48-51. GAP total votes = 6,270 @ Count 167-171.*
- *Libertarian/HEART/GRPF (NSW) Group I: HEART total votes = 832 @ Count 89-93. GRPF total votes = 2,642 @ Count 134-138. Total group votes 107,622 Libertarian @ Count 224-228 (page 50).*
 - + *GRPF/HEART (VIC) Group O: HEART had 256 total votes @ Count 45-49. GRPF total votes 54,036 @ Count 239-243 (page 55).*
 - ↓ *Citizens Party (NT) Group G: 2 candidates first preferences 1,098 + 35 = 1,133. But @ Count 15-16, votes ended up at 1,124.*
 - *HEART/Libertarian (ACT) Group F: Libertarian total votes 436 @ Count 7-8. HEART total votes 3,353 @ Count 13-14 (page 3).*

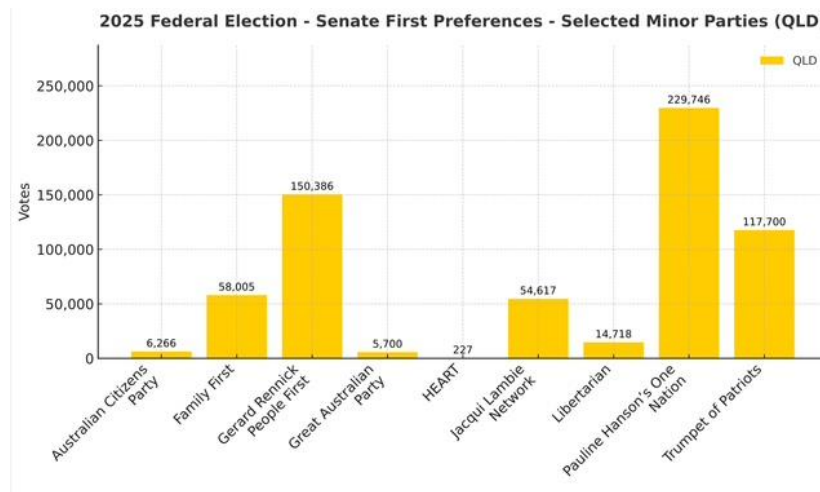
9. **APPENDIX** (pages 12-15) used to show the AEC results of the **first preference votes for the House of Representatives (HoR)** (screenprints); specifically highlighted in colour for selected minor parties (including *Centre Alliance in SA*). In addition, 8 HoR electorates were chosen from the 150 electorates, where there were a number of competing minor party candidates in **QLD** (**Fadden & McPherson**), **NSW** (**Farrer & Page**), **VIC** (**Mallee**), **TA** (**Lyons**), **SA** (**Mayo**) and **WA** (**Durack**). 8 links are also shown for the results of the AEC "Full distribution of preferences" of these 8 HoR electorates, so that readers can view *where* the distribution of these selected minor party candidates' votes were transferred.
10. It is evident from the Senate voting results and House of Representatives (see Appendix) total votes of the selected minor parties, that **collaboration, agreement and negotiation (C.A.N.)** is required, and essentially for How-to-Vote recommendations, in order for there to be any real opportunity of achieving an elected presence in both Houses of Parliament (HoR and Senate) in the 2028 Federal Election. Cooperation and *alignment* amongst the key minor parties is critical for success; especially in the lead up to the State Elections in 2026 (SA and VIC) and 2027 (NSW).

2025 QLD SENATE Distribution of Preferences (Quota 460,634)

The formal first preference total votes for the Senate were: QLD 3,224,436.

AEC link to 56-page pdf <https://results.aec.gov.au/31496/Website/External/SenateStateDop-31496-QLD.pdf>

- The graph below shows 9 selected QLD Senate minor parties (*alphabetical order*) with their **first preference votes** totalling 637,365 (sourced from AEC pdf document pages 1 to 3). Add KAP 924 (Group G, GRPF) first preference votes = **638,289** votes (as shown on page 2 point 4, QLD). Pauline Hanson's One Nation had the highest first preference votes with 229,746 followed by Gerard Rennick People First with 150,386 votes. NB. KAP 924 + GRPF 150,386 = total 151,310 first preference votes @ page 2 point 4 (GRPF/ KAP, QLD).



- 9 selected minor parties (QLD Senate) **total accumulated votes** (*lowest to highest order*) sourced from AEC pdf:

296	Group K	HEART Party (AEC pg. 14 @ Count 48-51. NB. 65 votes to GAP & 59 onto GRPF)
6,270	Group K	Great Australian Party (AEC pdf page 38 @ Count 162-166 = 6,270)
7,602	Group L	Australian Citizens Party (AEC pdf page 38 @ Count 167-171)
15,810	Group S	Libertarian (AEC pdf page 43 @ Count 182-186)
72,708	Group F	Jacqui Lambie Network (AEC pdf page 45 @ Count 212-216)
85,147	Group N	Family First (AEC pdf page 51 @ Count 217-221)
163,492	Group B	Trumpet of Patriots (AEC pdf page 49 @ Count 232-236)
253,367	Group G	Gerard Rennick People First/ Katter's Australian Party (pg. 53 @ Count 243)
464,479	Group Q	Pauline Hanson's One Nation (AEC pg. 55 @ Count 243, elected 6 th Senator)
1,069,171		

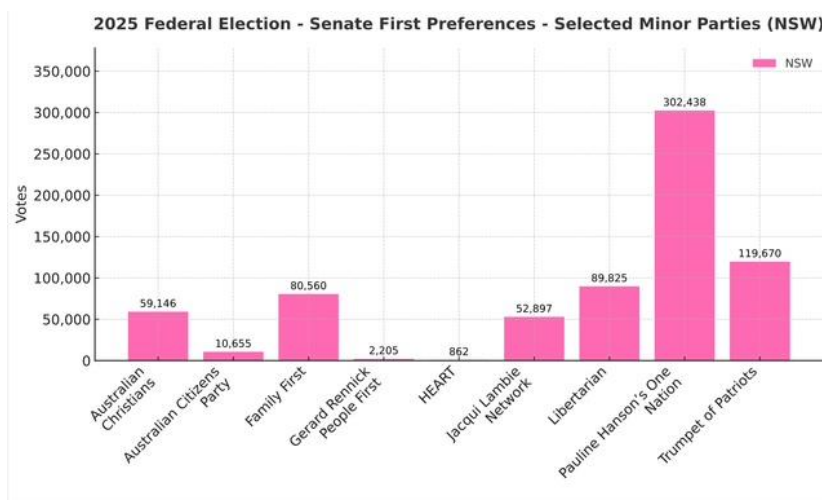
- ABC News Elections 2025 Federal Election Senate How-to-Votes: **QLD (Groups A to S)**.
<https://www.abc.net.au/news/elections/federal/2025/guide/senate-qld-hvt>
- Great Australian Party/HEART Party Group K** - GAP Senate Candidate William Bay resigned before election date. HEART QLD Senate How-to-Vote (HTV) *below the line*, showed @ No's. 2-3 GRPF/KAP; @ No's. 4-5 Libertarian; @ No's. 6-7 One Nation; @ No's. 8-9 Family First and @ No's. 10-11-12 Trumpet of Patriots.
<https://heartparty.com.au/PR-HTV-for-QLD-Senate>
- Trumpet of Patriots (TOP)** Group B, did not include Pauline Hanson's One Nation on their QLD Senate How-to-Vote (HTV). TOP HTV placed @ No. 2 Family First; @ No. 3 Australian Democrats; @ No. 4 GRPF/KAP; @ No. 5 Jacqui Lambie Network and @ No. 6 Citizens Party. As seen on the AEC pdf @ Count 226 (page 51), Family First was already excluded and then TOP was excluded at Count 236 (page 49) with a total of 163,492 votes. It appears many Trumpet of Patriots QLD Senate voters still preferred One Nation, as shown below with the 163,492 TOP transferred votes:
 - 65,440 to **Pauline Hanson's One Nation** (Group Q) page 55 (represents 40% of TOP transferred votes).
 - 29,274 to **Gerard Rennick Peoples First/KAP** (Group G) page 53 (represents 17.9% of TOP votes).
 - 24,181 to *Legalise Cannabis Party* (Group O) page 55 (represents 14.8% of TOP's accumulated votes).
 - 12,475 to *Greens* (Group P) page 55 (represents 7.6% of TOP's accumulated votes).
 - 32,145 Exhausted Votes with (-23) Loss by Fraction page 56 (represents 19.7% wasted votes).
- Malcolm Roberts (One Nation) gained 464,479 votes and exceeded quota @ Count 243 and was *re-elected* as QLD 6th Senator.

2025 NSW SENATE Distribution of Preferences (Quota 712,405)

The *formal* first preference total votes for the **Senate** were: **NSW** 4,986,832.

AEC link to 56-page pdf <https://results.aec.gov.au/31496/Website/External/SenateStateDop-31496-NSW.pdf>

- The graph below shows 9 selected QLD Senate minor parties (*alphabetical order*) with their **first preference votes** totalling **718,258** votes (sourced from AEC pdf document pages 1 to 3). **Pauline Hanson's One Nation** had the highest number of first preference votes with 302,438 followed by **Trumpet of Patriots** with 119,670 votes.



- 9 selected minor parties (NSW Senate) **total accumulated votes** (*lowest to highest order*) sourced from AEC pdf:

832	Group I *	HEART Party (AEC pdf page 22 @ Count 89-93)
2,642	Group I *	Gerard Rennick People First (AEC pdf page 30 @ Count 134-138)
11,220	Group P	Australian Citizens Party (AEC pdf page 39 @ Count 169-173)
64,289	Group O	Jacqui Lambie Network (AEC pdf page 47 @ Count 209-213)
74,711	Group H	Australian Christians (AEC pdf page 46 @ Count 214-218)
107,662	Group I *	Libertarian (AEC page 50 @ Count 224-228 (<i>includes</i> transferred votes GRPF & HEART))
152,724	Group M	Trumpet of Patriots (AEC pdf page 51 @ Count 229-233)
195,857	Group E	Family First (AEC pdf page 49 @ Count 234-238)
634,982	Group F	Pauline Hanson's One Nation (AEC pdf page 53 @ Count 249 elected 6 th NSW Senator)
1,244,919		

* Group I had 3 minor parties aligned (Libertarian + Gerard Rennick People First + HEART).

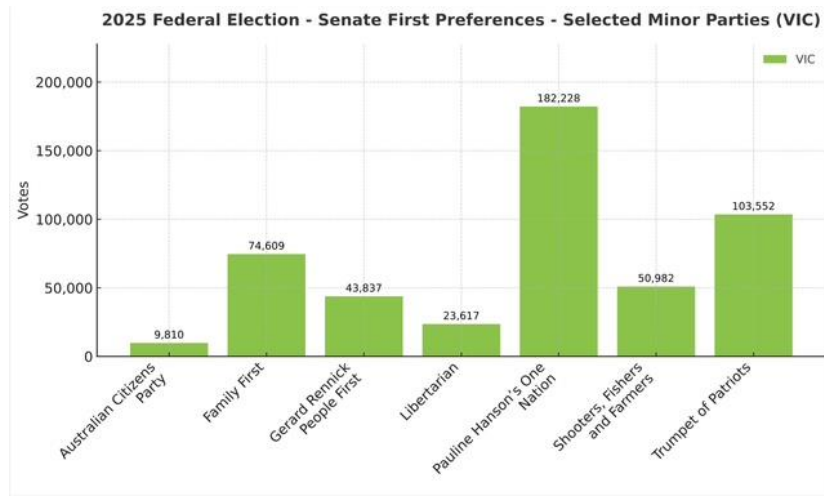
- ABC News Elections 2025 Federal Election Senate How-to-Votes: **NSW** (Groups A to R).
<https://www.abc.net.au/news/elections/federal/2025/guide/senate-nsw-htv#pagenav>
- Trumpet of Patriots** (TOP) accumulated 152,724 votes @ Count 229-233 (page 50 AEC pdf) and was excluded, with their votes being transferred at Count 234. Despite the fact that TOP's NSW Senate HTV placed **Family First** @ No. 2 (above the line) and **One Nation** was excluded from TOP's HTV, the transferred TOP NSW Senate votes fell largely onto One Nation i.e. 47.4%, compared to Family First receiving 12.6% i.e. 152,724 Trumpet of Patriots votes split:
 - 72,470 - Pauline Hanson's One Nation (47.4%)
 - 23,850 - *Legalise Cannabis Party* (15.6%)
 - 19,240 - Family First (12.6%)
 - 12,941 - *Labor* (8.5%)
 - 12,655 - *Greens* (8.3%)
 - 11,594 - Exhausted votes (7.6% with -26 votes "loss by fraction")
- There were critical points during certain Counts where the excluded NSW Senate minor parties transferred votes, starting with *Nationals*, then *Jacqui Lambie Network*, *Australian Christians* and *Animal Justice Party*, initially helped *Family First* to go *above* *Libertarian/HEART/GRPF* and then *above* *Trumpet of Patriots*. This resulted in *Family First* having a total of 195,857 votes, of which 45% i.e. 87,572 were transferred onto *One Nation* (refer AEC pdf pg. 53).
- The high number of first preference NSW Senate votes for One Nation combined with the transferred votes from *Liberal/Nationals*, *Australia's Voice*, *Jacqui Lambie Network*, *Australian Christians*, *Animal Justice Party*, *Libertarian/HEART/Gerard Rennick People First*, *Trumpet of Patriots*, *Family First* and *Legalise Cannabis Party* onto One Nation, led to the election of Warwick Stacey* as 6th NSW Senator (One Nation) with 634,982 votes compared to *Labor* (3rd Senate candidate) who received 617,656 votes (a difference of 17,326 votes). *Now Senator Sean Bell.

2025 VIC SENATE Distribution of Preferences (Quota 589,967)

The *formal* first preference total votes for the **Senate** were: VIC 4,101,762.

AEC link to 65-page pdf <https://results.aec.gov.au/31496/Website/External/SenateStateDop-31496-VIC.pdf>

- The graph below shows 7 selected TAS Senate minor parties (*alphabetical order*) with their **first preference votes** totalling 488,635 votes (sourced from AEC pdf document pages 1 to 4). Add **HEART** (Group O aligned with GRPF) first preference votes of 243 = **488,878 @ Point 4** (as shown on report page 2) for 8 VIC minor parties. **Pauline Hanson's One Nation** had the highest number of first preference votes with 182,228 followed by **Trumpet of Patriots** with 103,552 votes.



- 8 selected minor parties (VIC Senate) **total accumulated votes** (*lowest to highest order*) sourced from AEC pdf:

256	Group O *	HEART Party (AEC pdf page 15 @ Count 45-49)
10,230	Group R	Australian Citizens Party (AEC pdf page 47 @ Count 204-208)
25,778	Group P	Libertarian (AEC pdf page 51 @ Count 224-228)
54,036	Group O *	Gerard Rennick People First (pg. 55 @ Count 239-243 <i>incl.</i> transferred votes HEART)
60,278	Group S	Shooters, Fishers & Farmers (AEC pdf page 56 @ Count 244-248)
122,557	Group J	Family First (AEC pdf page 58 @ Count 260-265)
143,677	Group H	Trumpet of Patriots (AEC pdf page 62 @ Count 266-271)
476,953	Group K	Pauline Hanson's One Nation (AEC pdf page 62 @ Count 284-289)
893,765		

* Group O had 2 minor parties aligned (Gerard Rennick People First + HEART).

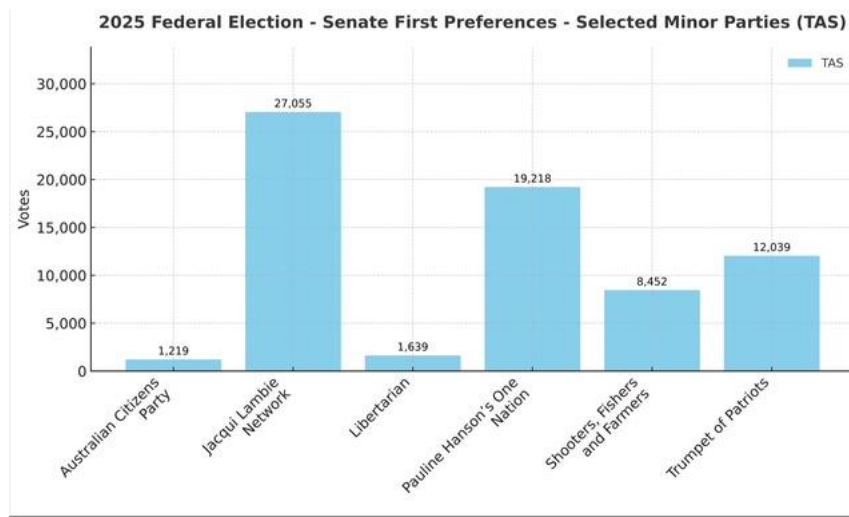
- ABC News Elections 2025 Federal Election Senate How-to-Votes: **VIC** (Groups A to T). JLN did not run in VIC Senate. <https://www.abc.net.au/news/elections/federal/2025/guide/senate-vic-htv>
- Family First** was excluded @ Count 260-265 (page 58) and their accumulated votes of 122,557 were distributed to One Nation 28,248 (23%); LIB/NAT 26,804 (22%); *Labor* 20,879 (17%); Trumpet of Patriots 17,614 (14%); *Legalise Cannabis Party* 12,344 (10%) and Exhausted 16,711 (14%) less 43 Loss by Fraction. **Trumpet of Patriots** was excluded @ Count 266-271 (page 62). TOP's Senate HTV didn't include **Pauline Hanson's One Nation**; yet One Nation on their VIC Senate HTV, placed TOP @ No. 4. When TOP was excluded, all other 5 parties on their VIC Senate HTV had already been excluded. TOP's accumulated votes of 143,677 were transferred onto One Nation 67,284 (47%); LIB 25,047 (17.4%); *Labor* 19,037 (13.2%); *Legalise Cannabis* 16,062 (11.1%) and 16,280 (11.3%) Exhausted (-33). There was a noticeably high number of transferred votes from **Family First** and **Trumpet of Patriots** onto *Labor* and *Legalise Cannabis Party*, which helped contribute towards *Labor* gaining 6th VIC Senator.
- Even though there was a large number of first preference VIC Senate votes for **One Nation** and then transferred votes received from Australian Democrats, Libertarian, Gerard Rennick People First/HEART, Shooters, Fishers and Farmers, Victorian Socialists, Animal Justice Party, Family First, Trumpet of Patriots and Liberal/Nationals, it wasn't until *Legalise Cannabis Party* (Group B) accumulated votes of 273,734 (AEC page 61) were transferred onto *Labor* 115,727 (42%); **One Nation** with 51,181 (19%) and 106,877 (39%) were Exhausted votes -51, that the *Labor* Candidate No. 3 was elected as the 6th VIC Senator. At the last Count 289, **One Nation** had 476,953 votes. Despite the *Labor* Candidate No. 3 gaining 508,994 votes and *not reaching quota* of 589,967, they were elected. The difference between the One Nation Senate Lead Candidate and the *Labor* elected 3rd Senate Candidate, was **32,041** votes. Notably, the transferred votes from **Family First** 20,879 and **TOP** 19,037 onto *Labor*, totalled **39,916** votes.

2025 TAS SENATE Distribution of Preferences (Quota 53,113)

The *formal* first preference total votes for the **Senate** were: TAS 371,790.

AEC link to 24-page pdf <https://results.aec.gov.au/31496/Website/External/SenateStateDop-31496-TAS.pdf>

- The graph below shows 6 selected TAS Senate minor parties (*alphabetical order*) with their **first preference votes** totalling **69,622** votes (sourced from AEC pdf document pages 1 to 2). **Jacqui Lambie Network** had the highest number of first preference votes with 27,055 followed by **Pauline Hanson's One Nation** with 19,218 votes.



- 6 selected minor parties (TAS Senate) **total accumulated votes** (*lowest to highest order*) sourced from AEC pdf:

1,280	Group J	Australian Citizens Party (AEC pdf page 14 @ Count 67-71)
1,804	Group H	Libertarian (AEC pdf page 17 @ Count 82-86)
9,755	Group L	Shooters, Fishers & Farmers (AEC pdf page 20 @ Count 102-106)
13,897	Group C	Trumpet of Patriots (AEC pdf page 19 @ Count 112-116)
30,520	Group I	Pauline Hanson's One Nation (AEC pdf page 23 @ Count 122-126)
55,535	Group G	Jacqui Lambie Network (AEC pdf page 23 @ Count 127, <i>re-elected</i> as TAS 5 th Senator)
112,791		

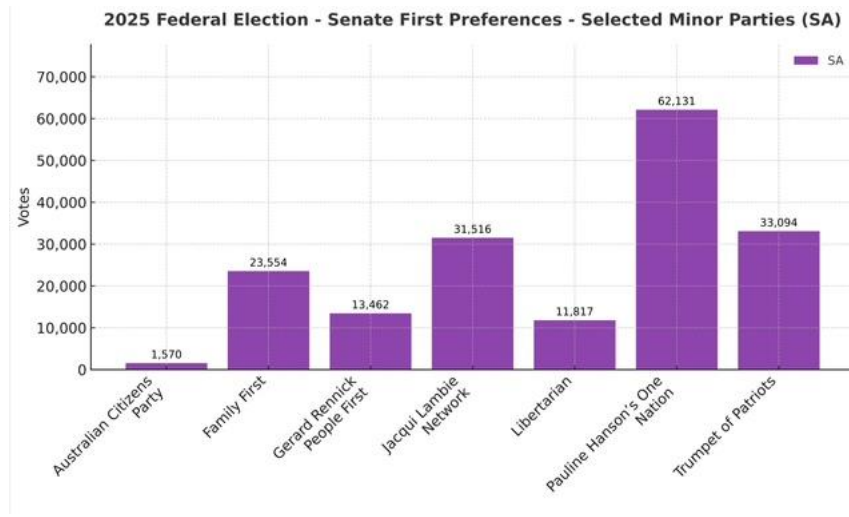
- ABC News Elections 2025 Federal Election Senate How-to-Votes: **TAS** (Groups A to L). <https://www.abc.net.au/news/elections/federal/2025/guide/senate-tas-htv> The TAS **Libertarian** HTV (How-to-Vote) link is not shown on the ABC News Elections link, however the Libertarian party website shows their TAS Senate HTV as One Nation @ No. 2; Shooters, Fishers & Farmers @ No. 3; *Legalise Cannabis Party* @ No. 4; Trumpet of Patriots @ No. 5 and Liberal @ No. 6 (above the line). https://www.libertarians.org.au/htv_index
- Trumpet of Patriots** TAS Senate HTV (How-to-Vote) didn't include One Nation. TOP's TAS Senate HTV was @ No. 2 Jacqui Lambie Network; @ No. 3 Libertarian (excluded @ Count 86); @ No. 4 Liberal; @ No. 5 *Labor* and @ No. 6 Citizens Party (excluded @ Count 71). Trumpet of Patriots total votes 13,897 were transferred as follows: One Nation 4,162 (30%); Jacqui Lambie Network 3,391 (24.4%); Liberal 2,455 (17.6%); *Legalise Cannabis Party* 2,320 (16.7%); *Labor* 1,271 (9.1%) and 299 (2.2%) Exhausted votes (-1 loss by fraction).
- Liberal TAS Senate How-to-Vote (above the line) was @ No. 2 One Nation; @ No. 3 Libertarian; @ No. 4 Shooters, Fishers & Farmers; @ No. 5 Jacqui Lambie Network and @ No. 6 *Labor*.
- One Nation** TAS Senate HTV showed @ No. 2 Libertarian; @ No. 3 Shooters, Fishers and Farmers; @ No. 4 Trumpet of Patriots; @ No. 5 Citizens Party and @ No. 6 Liberal. However, 4 out of the 5 parties preferred by One Nation had already been excluded by Count 126, apart from Liberal (Group B). One Nation total votes of 30,265 (30,520 less 255 excluded) were transferred at Count 127 (pages 22 and 23) as follows:
 11,717 Group G - **Jacqui Lambie Network** (Jacqui Lambie reached quota and *re-elected* 5th Senator 55,535 votes).
 11,292 Group B - **Liberal** (Richard Colbeck reached quota and *re-elected* as 6th Senator with 53,855 votes).
 3,547 Group K - *Labor* (No. 3, Bailey Falls total votes 42,477 - a difference of 11,378 votes compared to Liberal).
 3,709 Exhausted Votes. Hence, One Nation's transferred votes helped the Jacqui Lambie Network and Liberal TAS Senators (Candidates) get *re-elected*.

2025 SA SENATE Distribution of Preferences (Quota 166,297)

The *formal* first preference total votes for the Senate were: SA 1,164,072.

AEC link to 30-page pdf <https://results.aec.gov.au/31496/Website/External/SenateStateDop-31496-SA.pdf>

- The graph below shows 7 selected SA Senate minor parties (*alphabetical order*) with their **first preference votes** totalling **177,144** votes (sourced from AEC pdf document pages 1 to 3). **Pauline Hanson's One Nation** the highest number of first preference votes with 62,131 followed by **Trumpet of Patriots** with 33,094 votes.



- 7 selected minor parties (SA Senate) **total accumulated votes** (*lowest to highest order*) sourced from AEC pdf:

1,598	Group L	Australian Citizens Party (AEC pdf page 17 @ Count 74-77)
12,576	Group A	Libertarian (AEC pdf page 22 @ Count 102-105)
15,290	Group J	Gerard Rennick People First (AEC pdf page 23 @ Count 106-109)
33,298	Group M	Family First (AEC pdf page 26 @ Count 114-117)
39,397	Group F	Jacqui Lambie Network (AEC pdf page 25 @ Count 123)
48,287	Group G	Trumpet of Patriots (AEC pdf page 29 @ Count 124-129)
133,544	Group P	Pauline Hanson's One Nation (AEC pdf page 30 @ Count 136)
283,990		

- ABC News Elections 2025 Federal Election Senate How-to-Votes: SA (Groups A to P). **Citizens Party** didn't show preferences. <https://www.abc.net.au/news/elections/federal/2025/guide/senate-sa-htv>
- Family First** SA Senate HTV was @ No. 2 GRPF (excluded Count 109); @ No. 3 Libertarian (excluded Count 105); @ No. 4 Liberal; @ No. 5 Pauline Hanson's One Nation and @ No. 6 Nationals (excluded Count 97). Family First total votes 33,298 were transferred as follows: 7,857 One Nation (23.6%); 6,917 Liberal (20.8%); 5,827 Greens (17.5%); 4,536 Trumpet of Patriots (13.6%); 3,292 Labor (9.9%); 2,256 Legalise Cannabis Party (6.8%); 1,455 Jacqui Lambie Network (4.3%) and 1,172 (3.5%) Exhausted votes (- 14 Loss by Fraction). **One Nation** did not preference Family First on their SA Senate HTV, but did preference Family First for their Senate HTVs in QLD, NSW and VIC and included **Australian Christians** on their One Nation Senate HTVs for NSW and WA.
- Jacqui Lambie Network** did not show any preferences on their SA Senate HTV and their total votes of 39,397 were transferred as follows: 16,311 (41%) Labor; 9,923 (25%) One Nation; 5,284 (13%) Trumpet of Patriots; 4,931 (13%) Legalise Cannabis Party and 2,961 (8%) Exhausted (-13).
- Trumpet of Patriots** SA Senate HTV did not include One Nation and by the time TOP was excluded, all their 5 preferred (HTV) parties had already been excluded. TOP's SA Senate HTV was @ No. 2 Family First (excluded); @ No. 3 Libertarian (excluded); @ No. 4. Gerard Rennick People First (excluded); @ No. 5 Jacqui Lambie Network (excluded) and @ No. 6 Citizens Party (excluded). TOP's total accumulated votes of 48,287 were transferred as follows: One Nation 24,977 (52%); Labor 8,557 (18%); Legalise Cannabis Party 8,356 (17%) and 6,408 (13%) Exhausted (-11). So, despite One Nation not being included on Trumpet of Patriots SA Senate HTV, 52% of Trumpet of Patriots accumulated SA Senate total votes, were transferred onto One Nation.
- After *Legalise Cannabis Party* was excluded and their votes distributed to *Labor* and *One Nation*, there was a difference of 33,177 votes between **One Nation** and *Labor* (Charlotte Walker - *Labor* elected as 6th SA Senator).

2025 WA SENATE Distribution of Preferences (Quota 231,717)

The *formal* first preference total votes for the Senate were: WA 1,622,016.

AEC link to 43-page pdf <https://results.aec.gov.au/31496/Website/External/SenateStateDop-31496-WA.pdf>

- The graph below shows 7 selected WA Senate minor parties (*alphabetical order*) with their **first preference votes** totalling **220,145** votes (sourced from AEC pdf pages 1 to 3). **Pauline Hanson's One Nation** had the highest number of first preference votes with 95,230 followed by **Australian Christians** with 43,273 votes.



- 7 selected minor parties (SA Senate) **total accumulated votes** (*lowest to highest order*) sourced from AEC pdf:

4,973	Group C	Australian Citizens Party (AEC pdf page 29 @ Count 110-113)
11,766	Group G	Libertarian (AEC pdf page 33 @ Count 122-125)
17,541	Group A	Great Australian Party (AEC pdf page 33 @ Count 130-133)
30,700	Group H	Gerard Rennick People First (AEC pdf page 37 @ Count 142)
37,531	Group D	Trumpet of Patriots (AEC pdf page 36 @ Count 143-147)
62,972	Group B	Australian Christians (AEC pdf page 36 @ Count 148-152)
207,353	Group M	Pauline Hanson's One Nation (AEC page 42 @ Count 169, elected 6 th WA Senator)
372,836		

- ABC News Elections 2025 Federal Election Senate How-to-Votes: **WA** (Groups A to R). <https://www.abc.net.au/news/elections/federal/2025/guide/senate-wa-htv> The **Libertarian** WA Senate HTV link is not shown on the ABC News Elections link, however the Libertarian party website shows their WA Senate HTV as follows: @ No. 2 One Nation; @ No. 3 GRPF; @ No. 4 GAP; @ No. 5 TOP and @ No. 6 Nationals. https://www.libertarians.org.au/htv_index

- Trumpet of Patriots** WA Senate HTV didn't include One Nation and by the time TOP was excluded, there was just one party left that TOP had preferred i.e. Australian Christians. TOP's WA Senate HTV was @ No. 2 Australian Christians (included); @ No. 3 Australian Democrats (excluded); @ No. 4. GRPF (excluded); @ No. 5 Libertarian (excluded) and @ No. 6 Citizens Party (excluded). TOP's accumulated votes 37,531 were distributed as follows: 14,259 (38%) One Nation; 6,659 (18%) Australian Christians; 4,552 (12%) *Legalise Cannabis Party*; 4,055 (11%) Liberal; 3,756 (10%) *Labor* and 1,570 (4%) Nationals with 2,682 (7%) Exhausted less 2 (Loss by Fraction). TOPs WA Senate Voters still preferred One Nation, despite being omitted on TOPs WA Senate HTV.

- Legalise Cannabis Party* was excluded at Count 163 and their total votes of 96,959 were distributed to *Labor* 39,098 (40%) and **One Nation** 26,670 (28%) with 31,214 Exhausted (32%) less 23 (Loss by Fraction). One Nation accumulated 207,353 votes to exceed *Labor*, who had accumulated 198,956 votes; a difference of 8,397 votes.

- Ultimately, the large number of first preference votes for One Nation in the WA Senate, then the accumulated transferred votes from Libertarian, Great Australian Party, Animal Justice Party, Gerard Rennick People First, Trumpet of Patriots, *significantly* Australian Christians, then Nationals, Liberal and *Legalise Cannabis Party*, all contributed to **Pauline Hanson's One Nation** Tyron Whitten, being elected as the 6th WA Senator.

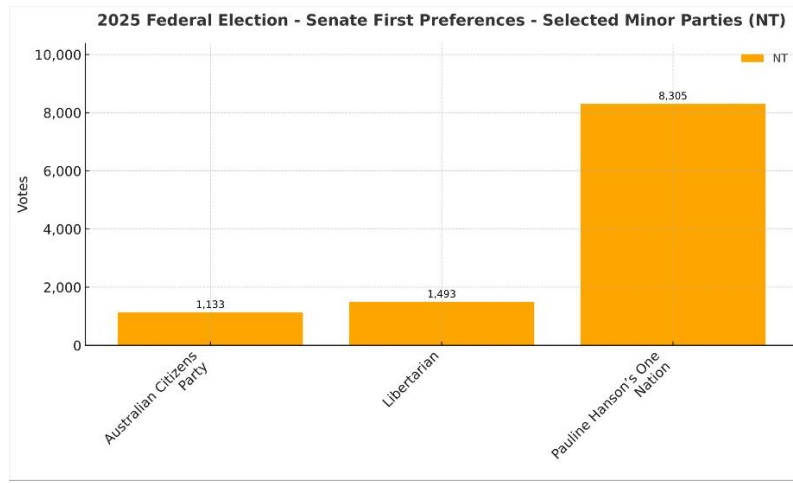
2025 NT SENATE Distribution of Preferences (Quota 35,603)

2 Senators Elected

The *formal* first preference total votes for the **Senate** were: NT 106,807.

AEC link to 8-page pdf <https://results.aec.gov.au/31496/Website/External/SenateStateDop-31496-NT.pdf>

1. The graph below shows 3 selected NT Senate minor parties (*alphabetical order*) with their **first preference votes** totalling **10,931** votes (sourced from AEC pdf pages 1 to 2). **Pauline Hanson's One Nation** had the highest number of first preference votes with 8,305 followed by **Libertarian** with 1,493 votes.



2. 3 selected minor parties (NT Senate) **total accumulated votes** (*lowest to highest order*) sourced from AEC pdf:

1,124 **Group G** **Australian Citizens Party** (AEC pdf page 5 @ Count 15-16)
NB. Citizens Party started with 1,133 votes for 2 Candidates (1,098 + 35 votes). After their 2nd Senate Candidate was excluded, 11 of their 39 accumulated votes were transferred onto the 1st Candidate. At Count 15-16, CEC was excluded with accumulated 1,124 votes; which was lower than their 1st preferences total of 1,133.

1,779 **Group H** **Libertarian** (AEC pdf page 5 @ Count 21-22)

9,439 **Group F** **Pauline Hanson's One Nation** (AEC pdf page 7 @ Count 23-24)

12,342

3. ABC News Elections 2025 Federal Election Senate How-to-Votes: **NT** (Groups A to H). **Citizens Party** didn't show preferences. <https://www.abc.net.au/news/elections/federal/2025/guide/senate-nt-htv>
The **Libertarian** NT Senate HTV link is not shown on the ABC News Elections link, however the Libertarian party website shows their HTV as @ No. 2 One Nation; @ No. 3 *Legalise Cannabis Party*; @ No. 4 NT Country Liberals; @ No. 5 Citizens Party and @ No. 6 *Labor*. https://www.libertarians.org.au/htv_index
4. *Labor* obtained quota 37,166 votes @ first preference votes (AEC pdf page 1) and Malarndirri McCarthy was *re-elected* as the 1st NT Senator for *Labor*.
5. Country Liberals total accumulated votes of 35,866 @ Count 23-24 (AEC pdf page 7), meant Jacinta Nampijinpa Price was *re-elected* as the 2nd NT Senator for Country Liberals.

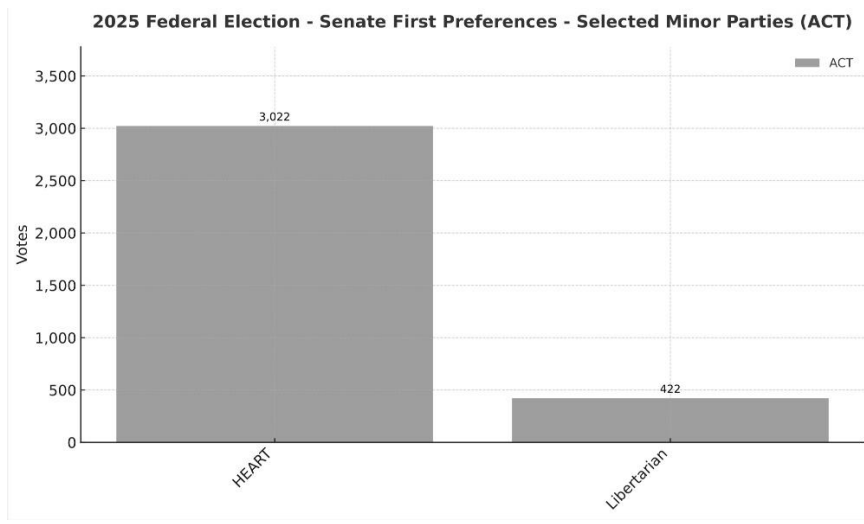
2025 ACT SENATE Distribution of Preferences (Quota 97,825)

2 Senators Elected

The *formal* first preference total votes for the **Senate** were: ACT 293,474.

AEC link to 6-page pdf <https://results.aec.gov.au/31496/Website/External/SenateStateDop-31496-ACT.pdf>

1. The graph below shows 2 selected ACT Senate minor parties (*alphabetical order*) with their **first preference votes** totalling **3,444** votes (sourced from AEC pdf page 1). **HEART** and **LIBERTARIAN** aligned as Group F. The HEART ACT 1st Senate Candidate had the highest number of first preference votes with 3,022 followed by the **Libertarian** ACT 2nd Senate Candidate with 422 votes.



2. The 2 selected 'aligned' minor parties, **HEART** and **Libertarian** (ACT Senate, Group F) **total accumulated votes** (*lowest to highest order*) sourced from AEC pdf:

3,353 **Group F** **HEART Party** (AEC pdf page 3 @ Count 13-14)

436 **Group F** **Libertarian** (AEC pdf page 3 @ Count 7-8)

3,789

3. ABC News Elections 2025 Federal Election Senate How-to-Votes: **ACT** (Groups A to G). <https://www.abc.net.au/news/elections/federal/2025/guide/senate-act-htv>

The **HEART/Libertarian** ACT Senate HTV link is not shown on the ABC News Elections link, however the HEART party ACT Senate HTV placed @ No. 2 David Popcock; @ No. 3 LIB; @ No. 4 SAP; @ No. 5 AJP and @ No. 6 *Greens*. <https://heartparty.com.au/HEART-Party-How-to-Vote-2025-Election>

4. Many minor parties (apart from HEART *with* Libertarian) did *not* contest the ACT Senate i.e. Pauline Hanson's One Nation, Trumpet of Patriots, Family First, Gerard Rennick People First, Jacqui Lambie Network, Shooters, Fishers and Farmers, Australian Citizens Party etc. Hence, HEART/Libertarian was the only minor party (*excluding* Sustainable Australia Party and Animal Justice Party) that contested the ACT Senate.

5. Accumulated votes for ACT Senate Groups are as follows (*highest to lowest*):

114,462	Group B	<u>David Popcock</u> (<i>re-elected</i> @ Count 1 - first preference, AEC pdf page 1)
105,304	Group D	<i>Labor</i> (Katy Gallagher <i>re-elected</i> @ last Count 21-22, AEC pdf page 5)
58,926	Group E	<u>Liberal</u> (@ Count 21-22, AEC pdf page 5)
31,026	Group G	<i>Greens</i> (@ Count 21-22, AEC pdf page 5)
4,852	Group A	Sustainable Australia Party (@ Count 17-18 excluded, AEC pdf page 5)
3,760	Group C	Animal Justice Party (@ Count 15-16 excluded, AEC pdf page 5)
3,353	Group F	HEART (@ Count 13-14 excluded, AEC pdf page 3)
436	Group F	Libertarian (@ Count 7-8 excluded, AEC pdf page 3)

APPENDIX

2025 Federal Election (House of Representatives) First Preference National Votes

<https://results.aec.gov.au/31496/Website/HouseStateFirstPrefsByParty-31496-NAT.htm>

results.aec.gov.au

AEC Australian Electoral Commission | **TALLY ROOM** | 2025 Federal Election

HOUSE OF REPRESENTATIVES

Updated: Tue, 10 Jun 2025 10:49:32 AM AEST

First preferences by party

National NSW VIC QLD WA SA TAS ACT NT

National first preferences
Turnout: 90.70%

Party	Votes	Vote %	Swing %
Australian Labor Party	5,354,138	34.56	+1.98
Liberal	3,205,216	20.69	-3.20
The Greens	1,889,977	12.20	-0.05
Independent	1,126,051	7.27	+1.98
Liberal National Party of Queensland	1,099,623	7.10	-0.90
Pauline Hanson's One Nation	991,814	6.40	+1.44
The Nationals	588,778	3.80	+0.20
Trumpet of Patriots	296,076	1.91	+1.52

results.aec.gov.au

Australian Electoral Commission | **TALLY ROOM** | 2025 Federal Election

HOUSE OF REPRESENTATIVES

Family First Party Australia	273,681	1.77	+1.77
Legalise Cannabis Australia	186,335	1.20	+1.16
Libertarian Party	83,474	0.54	+0.54
Gerard Rennick People First	71,892	0.46	+0.46
Katter's Australian Party (KAP)	51,775	0.33	-0.05
Centre Alliance	37,453	0.24	-0.01
Country Liberal Party (NT)	35,785	0.23	+0.03
Animal Justice Party	35,312	0.23	-0.37
Australian Christians	31,365	0.20	+0.06
Shooters, Fishers and Farmers Party	26,968	0.17	+0.04
Victorian Socialists	23,652	0.15	-0.04
Australian Citizens Party	20,770	0.13	+0.10
Socialist Alliance	18,653	0.12	+0.04
FUSION Planet Rescue Whistleblower Protection Innovation	14,374	0.09	+0.00
Non Affiliated	13,433	0.09	+0.08
Indigenous - Aboriginal Party of Australia	6,306	0.04	-0.01
Health Environment Accountability Rights Transparency (HEART)	5,138	0.03	-0.15
The Great Australian Party	1,509	0.01	-0.20
Australian Democrats	688	0.00	+0.00

SENATE

Downloads

SENATE

Results by state

Candidate search

Information and results

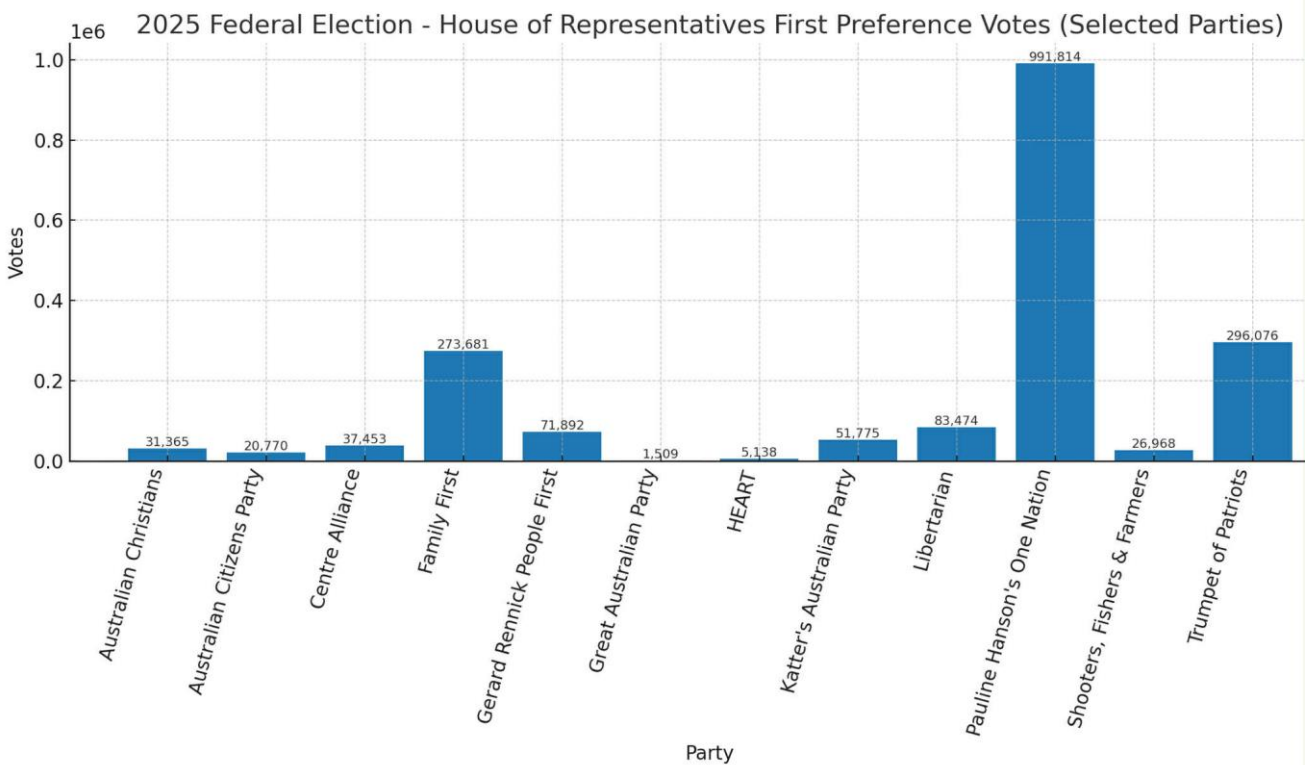
Downloads

....	0	0.00	-6.45
Formal	15,490,236	94.40	-0.41
Informal	919,512	5.60	+0.41
Total	16,409,748	90.70	+2.45

National two-party preferred
Turnout: 90.70%

Party / Coalition	Votes	Vote %	Swing %
Australian Labor Party	8,553,231	55.22	+3.09
Liberal/National Coalition	6,937,005	44.78	-3.09

12 SELECTED HoR MINOR PARTIES (alphabetical order) First Preference Votes (nationally) - 2025 Federal Election



AEC results show that the *formal* first preference total votes nationally for **House of Representatives = 15,490,236**. When the formal first preference HoR votes for the above 12 selected minor parties are calculated together (including Centre Alliance, SA) = **1,891,915** votes. One Nation's national HoR formal first preferences votes totalled 991,814. If *One Nation* is excluded from the 12 select minor parties total first preference formal votes = 900,101. Thus, the selected minor parties combined total of first preference HoR votes were still less than One Nation's by a difference of 91,713 votes. By comparison, the **Greens** formal first preference national HoR total votes = 1,889,977 (page 12 screenprint). The combined first preference HoR votes for the 12 selected minor parties (including One Nation), EXCEED the *Greens* by 1,938 votes.

NB. AEC Senate first preferences <https://results.aec.gov.au/31496/Website/SenateStateResultsMenu-31496.htm>
The total *formal* first preference **Senate** votes across all 6 States and 2 Territories = **15,871,189** split as follows: **NSW** 4,986,832 **VIC** 4,101,762 **QLD** 3,224,436 **WA** 1,622,016 **SA** 1,164,072 **TAS** 371,790 **ACT** 293,474 and **NT** 106,807. When you subtract the Senate formal first preference national total votes total of **15,871,189**, from the House of Representatives formal first preference national total votes of **15,490,236**, there is an extra 380,953 votes nationally in the Senate. Difference is presumed to be the easier Senate white ballot paper vs. the HoR green ballot paper.

8 ELECTORATES FOR HOUSE OF REPRESENTATIVES were chosen from 150 electorates where there were a number of competing minor party candidates. AEC Tally Room results of “**Full distribution of preferences**” shown as links i.e.

1. **QLD (Fadden)** <https://results.aec.gov.au/31496/Website/HouseDivisionPage-31496-159.htm#dop>

Fadden had 9 House of Representatives Candidates including 5 from minor parties (Citizens Party, Pauline Hanson’s One Nation, Trumpet of Patriots, Family First and Gerard Rennick People First). One Nation had the highest minor party first preference HoR votes for Fadden with 8,896 votes; followed by People First with 4,938; Trumpet of Patriots with 4,561; Family First 2,198 votes and Citizens Party with 1,169 votes. After the Citizens Party were excluded and their votes redistributed, Family First accumulated votes were then mostly transferred to People First 23.60%, then to One Nation 17.37% and Trumpet of Patriots 7.03%. When Trumpet of Patriots was excluded, 45.21% of their accumulated votes went onto One Nation; Liberal National Party received 18.97%, People First received 12.73%, *Labor* received 12.47%, and *Greens* received 10.62%. When People First were excluded, 64.27% of their votes went onto One Nation. When One Nation were excluded at eighth count, 70.16% of their votes went onto Liberal National Party (LNP) with 29.84% onto *Labor* (*Greens* already excluded at seventh count). Cameron CALDWELL (LNP) MP re-elected.

2. **QLD (McPherson)** <https://results.aec.gov.au/31496/Website/HouseDivisionPage-31496-171.htm#dop>

McPherson had 12 House of Representatives Candidates including 5 from minor parties (Trumpet of Patriots, One Nation, Libertarian, People First and Family First). One Nation had the highest minor party first preference HoR votes for McPherson with 4,229 votes; followed by People First with 3,158; Trumpet of Patriots with 2,681; Libertarian with 1,432 and Family First with 1,366 votes. After Family First were excluded and their votes redistributed, they were mostly transferred to People First 33.45%, then to One Nation 14.19%, with LNP receiving 13.11%, Independent E. Murray-Barlett with 8.99%, *Labor* 7.3%, *Greens* 6.62%, Trumpet of Patriots 6.35%, *Legalise Cannabis Party* 6.35% and Libertarian 3.65%. When Libertarian were excluded, their votes mainly went to People First with 40.05% followed by One Nation with 12.90% and Liberal National Party with 12.18%. After Trumpet of Patriots were excluded, 32.47% of their accumulated votes went onto One Nation; Liberal National Party received 19.20% and People First received 10.87% etc. When People First were excluded, 64.27% of their votes went onto One Nation. Coincidentally this figure of 64.27% is the same % as in Fadden (64.27% to One Nation - see above). When One Nation were excluded at the ninth count, 54.47% of their votes went onto Liberal National Party, with 30.35% to the Independent, E. Murray-Bartlett. Leon REBELLO (Liberal National Party) elected (previous LNP MP Karen Andrews, retired).

3. **NSW (Farrer)** <https://results.aec.gov.au/31496/Website/HouseDivisionPage-31496-118.htm#dop>

Farrer had 9 House of Representatives Candidates including 5 from minor parties (One Nation, Shooters, Fishers & Farmers, People First, Family First and Trumpet of Patriots). One Nation had the highest minor party first preference HoR votes for Farrer with 6,803 votes followed by Shooters, Fishers & Farmers with 3,577, then Trumpet of Patriots with 2,441, Family First with 2,218 and People First with 2,078 votes. People First were excluded and their votes were mainly transferred onto Family First with 43.12% followed by One Nation with 26.28% etc. Trumpet of Patriots votes were transferred with One Nation receiving 30.03%, followed by Family First with 23%. Family First votes were transferred mainly onto One Nation 45.31%, then Shooters, Fishers & Farmers with 24.55%. When Shooters, Fishers and Farmers were excluded, their votes were distributed mainly to One Nation with 43.96%, then Ind. M. Milthorpe with 20.68% and Liberal with 19.09% etc. When One Nation was excluded at the seventh count, 46.84% fell onto Ind. M. Milthorpe, Liberal 45.11% and *Labor* 8.05%. Sussan LEY (Liberal) MP re-elected (current Opposition Leader).

4. **NSW (Page)** <https://results.aec.gov.au/31496/Website/HouseDivisionPage-31496-138.htm#dop>

Page had 11 House of Representatives Candidates including 6 from minor parties (Trumpet of Patriots, Citizens Party, Libertarian, Family First, Pauline Hanson’s One Nation and Shooters, Fishers and Farmers). One Nation had the highest minor party first preference HoR votes for Page with 6,132 votes; followed by Trumpet of Patriots with 2,932 votes; Shooters, Fishers & Farmers 2,345 votes, Family First 2,235 votes, Libertarian 1,495 votes and Citizens Party 739 votes. After the Citizens Party candidate was excluded and their votes redistributed, the Libertarian accumulated votes were mostly transferred to One Nation 22.52%, then Family First 16.35%. When Family First was excluded, 50.45% of their accumulated votes went onto One Nation. When Shooters, Fishers and Farmers were excluded, 40.64% of their votes went onto One Nation. When Trumpet of Patriots were excluded, 50.10% of their votes went onto One Nation, with 21.9% to the Nationals (MP), 20.64% to *Labor* and 7.36% *Greens*. Kevin HOGAN (Nationals) MP re-elected.

5. **VIC (Mallee)** <https://results.aec.gov.au/31496/Website/HouseDivisionPage-31496-224.htm#dop>

Mallee had 8 House of Representatives Candidates including 5 from minor parties (Citizens Party, Trumpet of Patriots, One Nation, Libertarian and Family First). One Nation had the highest minor party first preference HoR votes for Mallee with 11,414 votes followed by Family First with 3,960 votes, then Trumpet of Patriots with 3,810 votes, Libertarian with 2,671 votes and Citizens Party with 983 votes. After Citizens party was excluded and their votes redistributed, Libertarian votes were then transferred onto One Nation 26.52%, Family First receiving 24.60%, Nationals with 23.74%, *Labor* 9.99% and Trumpet of Patriots with 7.83% etc. When Trumpet of Patriots were excluded, 44.44% of their votes were transferred to One Nation, then 22.52% to Nationals and 17.09% to Family First etc. When Family First were excluded, 44.42% of their votes were transferred onto One Nation, 25.92% to Nationals, 15.28% to *Greens* and 14.38% to *Labor*. When One Nation was excluded, 76.01% of their votes were transferred onto the Nationals and 23.99% onto *Labor*. Anne WEBSTER (Nationals) MP re-elected.

6. **TA (Lyons)** <https://results.aec.gov.au/31496/Website/HouseDivisionPage-31496-196.htm#dop>

Lyons had 8 House of Representatives Candidates including 4 from minor parties (Trumpet of Patriots, Citizens Party, One Nation and Shooters, Fishers & Farmers). One Nation had the highest minor party first preference HoR votes for Lyons with 5,165 votes followed by Trumpet of Patriots with 3,628 votes, then Shooters, Fishers & Farmers with 3,457 votes and Citizens Party with 523 votes. After Citizens Party was excluded and their votes redistributed, Trumpet of Patriots votes went onto One Nation 34.88%, followed by Liberal receiving 18.99%, then *Greens* with 17.26%, Shooters, Fishers & Farmers with 15.99% and *Labor* 12.87%. When Shooters, Fishers & Farmers were excluded, their votes were transferred onto One Nation with 39.85%, followed by *Labor* 30.47%, Liberal 19.24% and *Greens* 10.44%. One Nation's votes were transferred onto Liberal with 52.51%, then *Labor* 28.33% and *Greens* 19.17%. Rebecca WHITE (Labor) elected (former TAS State *Labor* leader).

7. **SA (Mayo)** <https://results.aec.gov.au/31496/Website/HouseDivisionPage-31496-188.htm#dop>

Mayo had 7 House of Representatives Candidates including 4 minor parties (Centre Alliance, Family First, One Nation and Trumpet of Patriots). Centre Alliance had the highest 'minor' party first preference HoR votes for Mayo with 37,453 votes followed by other minor parties i.e. One Nation with 7,493 votes, Trumpet of Patriots with 3,522 votes and Family First with 3,397 votes. After Family First was excluded, their votes went onto One Nation with 36.24%, followed by Trumpet of Patriots with 15.6%, then Liberal with 15.4%, Centre Alliance with 13.22%, *Greens* with 11.63% and *Labor* with 7.92%. After Trumpet of Patriots excluded, 59.21% of their votes were transferred onto One Nation, then 16.19% to Liberal and 12.81% to Centre Alliance etc. When One Nation was excluded, 43.88% of their votes went onto Liberal, 35.34% to Centre Alliance, 10.82% to *Labor* and 9.96% to *Greens*. Rebekha SHARKIE (Centre Alliance) MP re-elected.

8. **WA (Durack)** <https://results.aec.gov.au/31496/Website/HouseDivisionPage-31496-312.htm#dop>

Durack had 9 House of Representatives Candidates including 4 minor parties (One Nation, Indigenous - Aboriginal Party of Australia, Trumpet of Patriots and Australian Christians). One Nation had the highest minor party first preference HoR votes for Durack with 8,868 votes, then Australian Christians with 1,880 votes, then Indigenous - Aboriginal Party of Australia with 1,872 votes and Trumpet of Patriots with 1,432 votes. After Trumpet of Patriots were excluded, 41.76% of their votes went onto One Nation, followed by *Legalise Cannabis Party* with 14.66%, then Liberal with 11.8% and Australian Christians with 9.5% etc. After Indigenous - Aboriginal Party of Australia were excluded, 26.28% fell onto *Labor*, 21.64% to *Greens*, 19.92% to *Legalise Cannabis Party*, 10.58% to Liberal, 8.5% to Nationals, 7.09% to One Nation and 6% to Australian Christians. After Australian Christians were excluded, 39.75% of their votes went onto One Nation, 19.8% to Liberal, 12.72% to Nationals, 10.56% to *Greens*, 9.67% to *Labor* and 7.51% to *Legalise Cannabis Party*. After One Nation was excluded at the seventh count, their accumulated votes were transferred onto the Nationals with 56.51%, then Liberal 31.01% and *Labor* 12.48% (*Greens* excluded at sixth count). Melissa PRICE (Liberal) MP re-elected.

ANALYSIS of 8 Electorates in House of Representatives (selected minor parties):

- Out of above 8 electorates, One Nation and Trumpet of Patriots had candidates in all 8 electorates. Family First had 6 candidates; Citizens Party had 4 candidates; People First, Libertarian and SF&F each had 3 candidates.
- 7 of 8 electorates, One Nation had highest minority party first preference votes (Mayo, Centre Alliance elected).
- 7 of 8 electorates, after full distribution of preferences, One Nation had highest total votes of minor parties.
- In all 8 electorates (as above), the majority of Trumpet of Patriots votes fell onto One Nation (30.03% - 59.21%).
- QLD (Fadden/ McPherson), Family First votes fell mostly to People First. People First votes mostly to One Nation.
- NSW (Farrer), People First votes fell mostly onto Family First. Then Family First votes mostly onto One Nation.
- NSW (Farrer & Page) & TAS (Lyons), Shooters, Fishers & Farmers votes fell mostly onto One Nation.
- VIC (Mallee) & NSW (Page), Libertarian and Family First votes mostly fell onto One Nation. SA (Mayo) Family First votes mostly onto One Nation. In WA (Durack), Australian Christians majority votes fell onto One Nation.