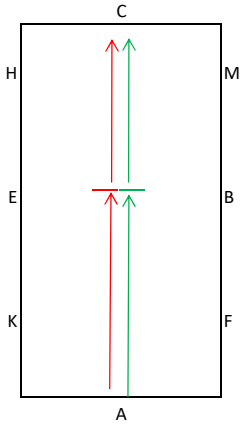


**EDRC walk trot pairs (A)**

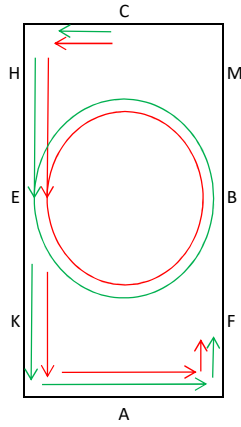
1

- A** Working trot down center line
- X** Halt  
Imobility  
Salute
- Proceed in working trot



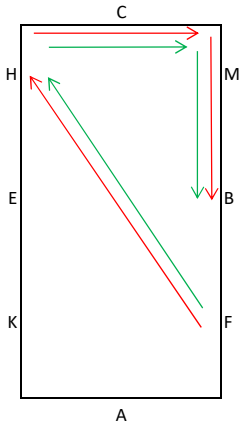
2

- C** Track left
- HE** Working trot
- E** Circle left 20 metre
- EKAF** Working trot



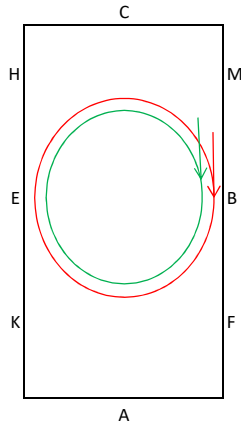
3

- FXH** Change rein  
Working trot
- HCMB** Working trot



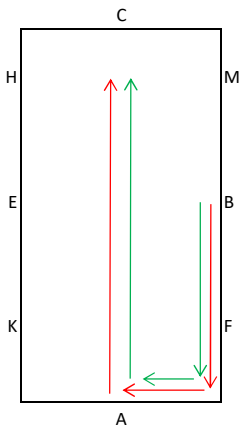
4

- B** Circle right 20 metre



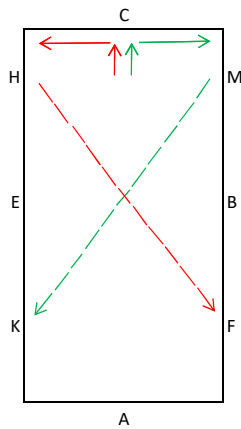
5

- BF** Working trot
- A** Down centre line



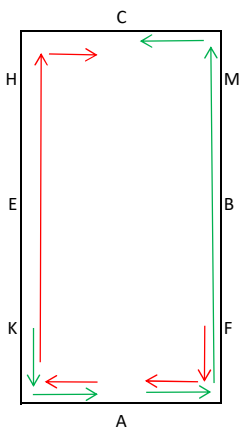
6

- G** Medium walk
- C** Split track right / left
- MXK** Change rein  
free walk on a long rein  
passing nose to tail over X
- HXF**



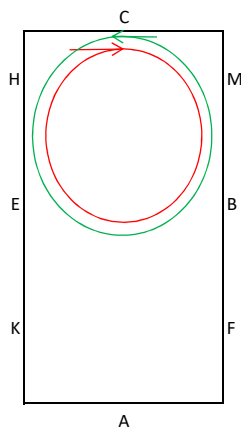
7

- K F** Medium walk
- A** Working trot
- FBMC** Working trot
- KEHC**



8

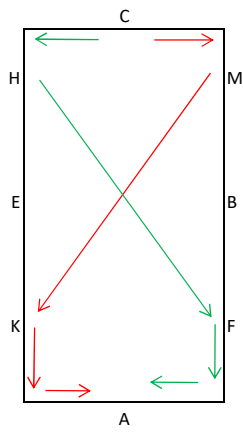
- C** Circle 20 meter working trot



**EDRC walk trot pairs (A)**

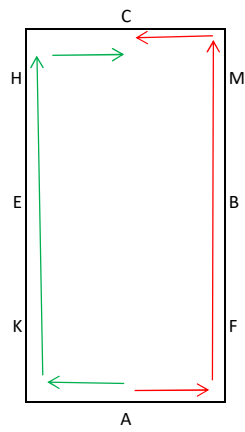
**9**

**HXF** Change rein in  
**MXK** working trot



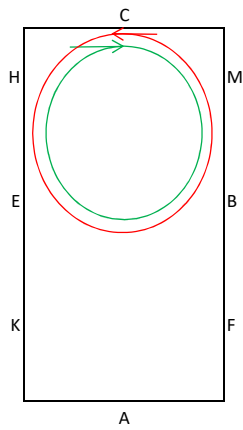
**10**

**AKEHC** Working trot  
**AFBMC**



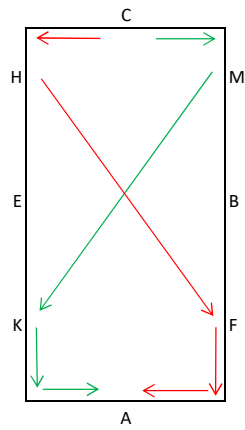
**11**

**C** Circle 20 meter  
working trot



**12**

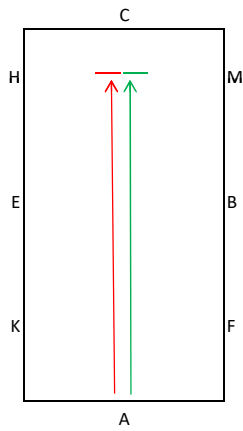
**HXF** Change rein in  
**MXK** working trot



**13**

**A** Turn down  
center line

**G** Halt  
Imobility  
Salute



note: horses should pass left to left

N.b Diagrams are simplified - please consult test for transitions and exact positions