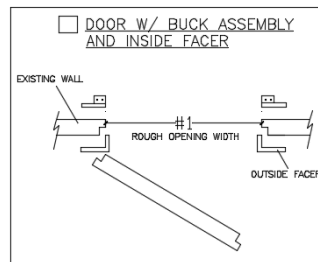
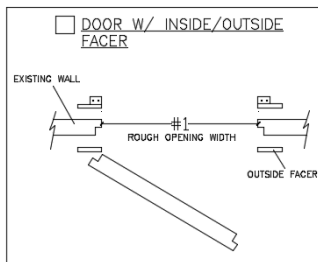
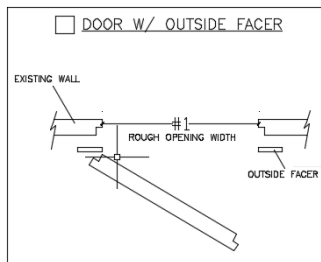




REQUEST FOR QUOTE - REPLACEMENT DOOR

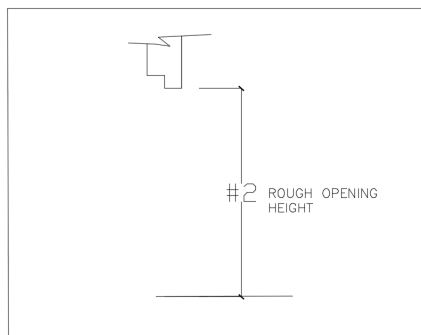
REQUESTED BY: _____ COMPANY NAME: _____ DATE REQUESTED: _____

Part #1: Please select (1) one option from the diagrams below.



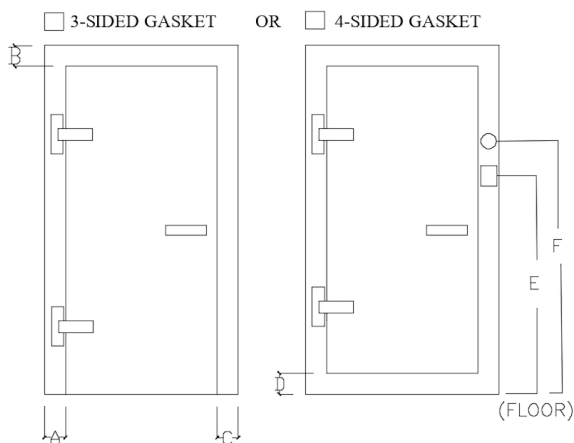
Rough Opening Width: #1 _____

Part #2: Please specify the rough opening height.



Rough Opening Height #2: _____

Part #3: Please select (1) option from the face frame diagram below and specify the dimensions for each label.



Size A: _____ Size D: _____
 Size B: _____ Size E: _____
 Size C: _____ Size F: _____

Note: Coldrite standard face frame size is 6" on all sides. However, we can produce 4" minimum.

Part #4: Please select (1) one option for each detail listed.

Type: O Cooler O Freezer, **Door Hinge:** O Left O Right, **Number of Hinges:** _____

Existing Wall Thickness: _____ **New Threshold:** O Yes O No, **Existing Insulated Floor:** O Yes O No, If yes....Thickness of Floor: _____

Existing Ramp: O Yes O No, If yes.... O Interior O Exterior, **View Port Window:** O Yes O No, If yes...View Port Window Size: O 14"x14" O 14"x 24"

Interior Finish: O Galvanized O White O Stainless Steel O Other: _____

Exterior Finish: O Galvanized O White O Stainless Steel O Other: _____

Kickplates: O Interior O Exterior, **Kickplates Finish:** O ADP O Stainless Steel O Smooth Aluminum O Other: _____