



New Browser-Based User Interface!

Caron Engineering's TMAC (Tool Monitoring Adaptive Control) system interfaces directly with almost any CNC control, optimizing the machining process to improve *performance*, *productivity*, and *profitability*. TMAC uses high resolution sensor data to measure tool wear in real-time. With the direct interface to the CNC control, TMAC makes automatic, instantaneous, corrective adjustments without the need for human intervention.

- Maximizes tool life
- Prevents tool breakage and lowers scrap rate
- Reduces the cost of consumable tooling
- Provides valuable information about the cutting process
- Immediately stops the machine in the event of tool breakage
- Graphically displays all cutting data for analysis
- Sends remote notifications of machine alarms

TOOL MONITORING



Alarms for extreme wear, and undercut limit per tool

ADAPTIVE CONTROL

TMAC learns the optimum power for each tool and continuously maintains a constant tool load by automatically adjusting the feed rate in real-time. **The result?** Decreased cycle time, longer cutter life, and more machine uptime, especially with difficult to machine materials.



- Typical cycle time savings of 20 - 60%
- Allows tools to run at optimum feed rates
- Adjusts to variations in material and tooling
- Excellent for unattended/lights-out operation
- Adjusts feed rates smoothly versus CAD/CAM programs that can only adjust per line in the program
- Calculates tooth pass frequency to adapt to slow RPM cutters

HIGH SPEED PROCESSOR

TMAC utilizes a powerful high speed processor that handles all communication between TMAC, the sensors, and the CNC control. With this robust processor, TMAC can monitor multiple sensors simultaneously to handle different types of machining challenges and react instantaneously to changing conditions.

The TMAC processor has a built-in web server to allow remote configuration and monitoring from any network connected device (including smart phones).

SENSORS


Power, Vibration, and Strain sensors can all be used by TMAC to measure tool wear.

POWER TRANSDUCER




Multi-range power sensor

HIGH PRECISION POWER



24-bit high precision power sensor for monitoring low power cuts.


STRAIN SENSOR



A strain gauge sensor is embedded in a tool holder to measure force.
Includes built in **temperature sensor**.

Multiple sensor options for **TOTAL MACHINE CONDITION MONITORING**

VIBRATION SENSOR



Capable of measuring vibration to 22 KHZ, with adjustable sensitivity.
Includes built in **temperature sensor**.

COOLANT FLOW



COOLANT PRESSURE




SPINDLE SPEED

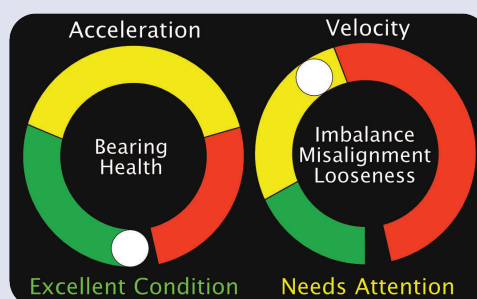
■ GE P11TF12 Compliant

BEARING ANALYSIS

A vibration sensor can be attached to the spindle, hardwired to TMAC, with the bearing analysis initiated in the CNC part program.



- Results displayed within 5 seconds
- Reports are saved for analysis
- Trend data can be used to establish maintenance requirements



The vibration signal is analyzed for acceleration to detect the health of the bearings, and velocity to detect misalignment, imbalance, and looseness.

DATA AT YOUR FINGERTIPS

The browser-based user interface allows users to access TMAC anytime, anywhere, and from any network connected device!

- Data all in one place
- Intuitive streamlined interface with multiple viewing options
- Remotely view live data from any TMAC system on your network
- Seamless communication with third party OEE software via the industry standard **MTConnect** protocol

EVENT & DATA VIEWERS

- All monitored data and events are stored and can be exported in various formats for analysis
- CNC position data allows the user to inspect the CNC axis positions and program line number; to interrogate alarms and anomalies during cutting
- Cutting data can be overlaid to compare cuts



View the details of any cut, with pan and zoom options for a closer look!

Apply custom filters to view, sort, and export events for analysis.

ADVANCED FEATURES AND BENEFITS

TMAC MONITORS
MULTIPLE PROCESSES
AND SENSOR
CHANNELS
SIMULTANEOUSLY

- Automatic real-time data graphing
- Auto-scaling display sensitivity for optimum resolution
- Universal interface easily adapts to CNC controls
- Real-time automatic corrective adjustments
- Process automation and lights-out machining
- Increased machine tool utilization with less downtime
- Programmable to call a redundant tool when a wear limit is reached (control dependent)
- Easily monitors tapping cycles
- Eliminates air cutting using the **APPROACH FEED RATE** feature



Customizable Views

WHAT CAN IT DO FOR ME?

VISUALIZE



TMAC allows the user to visualize the part program to make the necessary adjustments to run at optimum efficiency.

PROTECT


TMAC monitors tool wear and automatically stops the machine and retracts the tool when breakage is detected; extending tool life and preventing damage to the machine and part.



BOOST



TMAC optimizes the cutting program, reduces cycle time, and allows unattended operation.




Monitor multiple different TMAC systems on multiple different machines...
...all from ONE browser!


OTHER PRODUCTS FROM CARON ENGINEERING



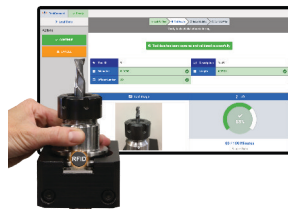
Monitor *any* area of concern on your CNC machine tool or fixture



Eliminate operator data-entry errors with automatic tool wear compensation software



Automatically transfer tool presetter data from RFID tags in tool holders to and from the machine control



Replace your existing status light; 1000 available modes and programmable audible alarm



All CEI products are **MTConnect** compliant

www.caroneng.com

Please visit our website for the most up-to-date information

Caron Engineering, Inc.

116 Willie Hill Rd.

Wells, Maine 04090

P 207.646.6071

E marketing@caroneng.com



MADE IN THE U.S.A.