

FALL 2021 – VOLUME XXXVII – ISSUE III



# Manitoba Modes

[www.manitobaorff.org](http://www.manitobaorff.org)

## PRESIDENT'S MESSAGE

Welcome to a new year of teaching and the Fall 2021 edition of MODES.

As we begin this year, I remain hopeful that we will continue to find the energy to persevere through this pandemic marathon we find ourselves in. The things we took for granted, such as singing and playing circle games, playing shared instruments, and dancing together are slowly coming back into our music rooms, fulfilling us as educators and human beings and once again reminding us why we signed up to teach music in the first place. At the end of each day, we are exhausted, but now we are filled, and it feels so good!

While you scroll through this edition of Modes, I trust that you will be inspired to check out Canva, as described in our Tech Tip, find some historical information masterfully retold by Morna-June Morrow and reminisce with us as we look back at the hugely successful advocacy campaign that Play! created for the importance of music education in Manitoba and Canada. I also encourage you to read through the Advocacy Corner. You will find timely and valuable resources from Carl Orff Canada to assist you as you help prepare your students for National Day for Truth and Reconciliation on September 30th.

## INSIDE THIS ISSUE

Page 1 – 2	President's Message
Page 3	Advocacy Corner
Page 4 – 5	Make 'n Take Workshop Review
Page 6 – 7	Tech Tip
Page 8 – 9	The Revival of the Recorder
Page 10	Play! Review
Page 11– 13	Upcoming Events
Page 14	MOC Board of Directors

**PRESIDENT'S MESSAGE** continued...

For the Manitoba ORFF Chapter, this year started out on a high note as we prepared for our first in-person workshop since February of 2020! This evening was a great success, and it was so encouraging to be with our music community once again. We are so thankful for these small steps as our province continues to cautiously re-open. Looking ahead, we are excited to host Fall Fiesta on October 23rd featuring Chris Judah-Lauder from Texas, in virtual format. Our AGM will take place following the workshop. Please plan to attend as we will be voting in our new 2021-23 Board of Directors. Still further ahead in April, we are highly anticipating Intersections 2022, our National Orff Conference that is being masterfully planned and reimagined as a virtual conference by our very own Manitoba Steering Committee!

Finally, this edition of Modes marks the ending of my term as President of the Manitoba Orff Chapter. While I had absolutely no idea that I would be leading this amazing organization and board through a pandemic, I am so very proud of, and thankful, for the current board who made my position a pleasure to hold. I am grateful to the music committee for giving me this opportunity to serve in this capacity, and the connections I made during my time as President will remain valuable to me both personally and throughout the continuation of my music teaching career. I am extremely grateful to have Dawn Muir waiting to take over this position when the board officially changes over in October and I will enjoy working alongside her, serving as Past President.

Thank you once again for your tireless efforts in making a difference in our students' lives. Continue to bring the joy of music and healing in everything you do. Wishing you all the best in this upcoming year!

Sincerely,

Charisse Wurch





## ADVOCACY CORNER

As we advocate music for children, let us also be advocates of diversity and underline the work done by the freedom fighters in the spirit of the reconciliation day on September 30th. Just as the Black Lives Matter movement helped push the reflection further in decolonizing the classroom, this day of reconciliation moves us to listen and learn in regard to the ways we can introduce this narrative into our classroom.

COC has created an amazing document to help music teachers find resources and plan lessons in preparation for this day. On the COC website, in the Resources tab, you can find the [Diversity, Equity, and Inclusion](#) page. Two documents are figured at the bottom:


First, a Slideshow presentation: [September 30th, National Day for Truth and Reconciliation, Resources for the Music Room.](#)

Secondly, an informative resource entitled: [Indigenous Peoples, Music, and Issues: Considerations for Orff Teachers](#) by Sherryl Sewepagaham.

They include amazing music videos from BC, links to documents prepared by the Alberta Orff Chapter, free resources prepared by the National Arts Center of Canada, great book suggestions, as well as featured lessons by Sherryl Sewepagaham.

Check out this inspirational music video, written, recorded, and filmed with students from Sk'elep School of Excellence in Tk'emlúps te Secwépemc, Kamloops, British Columbia.

[N'we Jinan Artists - "WE WON'T FORGET YOU" // Sk'elep School of Excellence, B.C.](#)



Dans l'esprit de la journée nationale de la vérité et de la réconciliation, soulignons le travail fait par ces combattants de la liberté. Le mouvement Black Lives Matter nous nous fait questionner des traditions ou façons de faire d'un bagage culturel légué d'une époque désuète. La journée de la réconciliation nous offre une occasion de réfléchir sur la façon d'intégrer cette narrative dans nos classes.

Sur leur page Diversité-Équité-Inclusion, Carl Orff Canada (COC) offre deux ressources incroyablement riches avec des liens vers des documents créés par le Chapitre Orff de l'Alberta, le Centre national des Arts, ainsi que des recommandations de livres accompagnés de chants. À visiter!

[Une chanson à l'école pour la journée du chandail orange](#)


*Submitted by Erica Rothschild*



## MAKE 'N TAKE WORKSHOP REVIEW

MOC's biennial event, Make 'N Take, occurred on Tuesday evening, September 21, at the Seven Oaks Performing Arts Center. We met together as music educators, **in person**, for the first time in 19 months. What a joy to see my fellow colleagues and hear their stories, challenges, and successes from this Covid marathon we are all running. The connection and support we give to each other as music educators is crucial for our survival, especially in a field where we can feel isolated. The purpose of the evening was to share ideas and create some ready to use resources for the music classroom. Participants rotated through three different 30-minute sessions.

In the first session, Jennifer Engrecht shared, *Tabata-Rhythms – An Outdoor Music Experience*. Participants received movement ideas for outdoor teaching. We made some large rhythm visuals to go with the rhythm lessons and were given online access to curricular connections, movement demonstrations and the music playlist relating to Tabata Rhythms. Kudos to Jennifer, who spent the entirety of last year teaching music outside, even in Winnipeg!



## MAKE 'N TAKE Continued...


In the second session, Lori Wiebe and Charisse Wurch shared some ideas for freshening up primary music bags. Lori sent individual music bags home with students during remote learning, and also used the music bags at school. The resources we created included:

- Texting Sticks (Remote Controls), these are intended to help children learn solfege. They were made from colourful popsicle sticks and packing tape.
- Inexpensive jingle bells were made from metal shower curtain hooks, found at the Dollar Tree.
- Guiro Boards were made from corrugated bulletin board paper, duct tape and wash tape. This idea came from Andrea Goertzen.
- Bobo Balls were my personal favourite!, They are featured on Denise Gagne's website, Music Play Online. These cute creations can be used for echo singing and encouraging student interaction and participation. A tennis ball serves as the "head". A V-shaped slit for a mouth is cut using a utility knife. To complete the face, use a glue gun to add: googly eyes, a pompom nose, curly chenille hair, and any other embellishments you wish.

In the third and final session, Erica Rothschild and Jennifer Gillis explained and demonstrated how to create a virtual classroom using Google Slides. Participants were encouraged to bring laptops. The designing tips shared by Erica and Jennifer helped to demystify the process as they walked participants through the process step by step.

I am grateful for all the encouragement, ideas, and fun, ready to use resources I received at Make 'N Take this year. I look forward, with great anticipation, to more in person events!

*Submitted by Joanne Kilfoyle*





## TECH TIP

Have you tried Canva? I have been using Canva for years to quickly put together posters, labels, cards, really anything I wanted to put together quickly and have it look good. It wasn't until it started popping up in my educational feeds a few years ago that I realized that it could have a place in my classroom beyond decorations. I have only been scratching the surface.

Canva provides templates for creating everything from worksheets, to videos and animated social media posts. A quick search for music worksheets has pages on note naming, music math, and body percussion ostinatos all easily modified to use in your classroom. It's easy to add elements (images, text, charts, audio, etc.) and make them your own by changing colours, fonts, and all the other standard variables. Canva images will often have multiple colour layers for each image that you can set individually. Of course, you can always just set each to black or white to make it printer friendly.

If you prefer to create your resources from scratch, Canva makes this easy. The user interface is very simple, and you can search, drag and drop, resize and rotate like most other programs (Google Slides, PowerPoint, etc. When did presentation software become the go to for making print resources?). Canva gives you access to a seemingly endless variety of images and elements to insert. The best part is that Canva is providing them, so I don't have to look up copyrights and double check the attribution. The wealth of resources also means sometimes it can take a while to search through and select what to include, but that is the only downside I have found.

I have been using the free version, which gives you many options in each category and the option to pay for any extras that you want individually. But if you want access to the full catalog of images, frames, texts, and others, Canva provides them for free as part of their educational account. To apply for the educational account, you sign up for the free account, set it as an educational account (follow the prompts or use [this link](https://www.canva.com/education/)) and submit some documentation for the upgrade. You are also able to use Canva directly with students: the educational account links with Google Classroom, Microsoft Teams, and other digital classroom platforms.

Education link: <https://www.canva.com/education/>

Name: \_\_\_\_\_

## Fall Rhythms

Write a one beat rhythms in each of the shapes.

TECH TIP continued...

**RHYTHM CHART**

GRADE 1	
GRADE 2	
GRADE 3	
GRADE 4	
GRADE 5/6	

**LES RYTHMES**

PREMIÈRE	
DEUXIÈME	
TROISIÈME	
QUATRIÈME	
CINQUIÈME/ SIXIÈME	

**Teddy Bear, Teddy Bear**  
 Teddy Bear, Teddy Bear,  
 Turn around.  
 Teddy Bear, Teddy Bear,  
 Touch the ground.  
 Teddy Bear, Teddy Bear  
 Touch your shoe.  
 Teddy Bear, Teddy Bear  
 That will do.  
 Teddy Bear, Teddy Bear,  
 Go upstairs.  
 Teddy Bear, Teddy Bear,  
 Say your prayers.  
 Teddy Bear, Teddy Bear,  
 Turn out the light.  
 Teddy Bear, Teddy Bear  
 Say good night!

**Am, Stram, Gram**  
 Am, stram, gram,  
 Pic et pic et colégram,  
 Bour et bour et ratatam,  
 Am, stram, gram.

**Jump, Jump, Jump a Rope**  
 To the tune of "Row, Row, Row Your Boat"

Jump, jump, jump a rope,  
 Merrily in the spring.  
 Hop, hop on each foot,  
 As fast as you can sing.

**Skipping Feet, Skipping Feet**  
 To the tune of "Jingle Bells"

Skipping feet, skipping feet,  
 Skipping feet all day.  
 Oh what fun it is to skip,  
 The whole day away. Hey!

**Salade, salade, je suis malade**  
 Salade, salade, je suis malade !  
 D'avoir mangé trop de salade  
 Ce soir.  
 Un, deux, trois, quatre, cinq...\*

Jump Rope Chants

*Submitted by Jennifer Gillis*

## THE REVIVAL OF THE RECORDER

Recollections by Morna-June Morrow

### THE DOLMETSCH INSTRUMENT FACTORY IN HASLEMERE, ENGLAND

Arnold Dolmetsch was an English instrument maker of older instruments. I remember seeing a photo of Arnold Dolmetsch with Miss Eva Clare of Winnipeg in the Green Room of the School of Music, University of Manitoba when I was a B. Mus. student there from 1965-1967.

With my interest in recorders, I was thrilled at the opportunity to visit the Dolmetsch Instrument Factory in Haslemere. We saw a man hand painting a spinet, another was shaping the ribs for a lute. The wood is soaked in water then bent into shape on a hot iron. Permabucca wood from South America is used. We saw another man inserting African black wood purfling into the periphery of a viol da gamba.

A lathe is used in making the ivory mouthpieces for the wooden recorders. In later years, it became illegal to use elephant tusk ivory for such purposes, just as we no longer have piano keys made from ivory. In 1971 ivory cost \$410 a ton! And about 80% of the ivory is wasted during the lathe turning. We saw a lovely rosewood recorder. Our guide showed us the various drill bits used to boring finger holes on a recorder. A cross section of the head joint of a recorder was interesting to see. I had a chance to play a contrabass recorder made of boxwood, a blond wood. We saw a woman "voicing" a recorder head joint using an electric tester to check for pitch accuracy. I had a soprano recorder made of the heavier dolomite at home, but I bought newer plastic lightweight soprano and alto recorders. The lady let me try a lightweight tenor as well, but it was still not available on the market.



Arnold Dolmetsch (1858-1940)  
playing a lute he had made



Carl Dolmetsch (1911-1997)  
at a recorder recital during the 1950's



THE REVIVAL OF THE RECORDER continued...

Dr. Carl Dolmetsch happened to be home, and our guide asked if we would like to meet him. Within a few minutes, Dr. Dolmetsch arrived, and we had a lovely conversation. He knew two of my professors, Dr. Peggie Sampson, and Christine Mather as the three of them had performed for Benjamin Britten at the Aldeburgh Music Festival in Great Britain years earlier. The Dolmetsch Recorder Ensemble includes Carl, his twin daughters, and their husbands. His father, Arnold had obtained a wooden recorder from an Italian Museum. Unfortunately, young Carl lost the precious instrument, so his father had to make a recorder “from memory”. Thus began the great revival of this lovely instrument. By 1930, Arnold Dolmetsch had created soprano and alto recorders made of a heavy plastic called dolomite. Later, a much lighter plastic was used. I spoke of the photo of his father at the School of Music. Dr. Dolmetsch asked if we would like to come to his father’s workshop at his house. Naturally we jumped at this invitation. We saw some of the instruments his father had made. On the wall was a painting of Dr. Carl Dolmetsch holding an alto recorder with a viol da gamba on a table. He was wearing the Order of the British Empire medal presented to him by Queen Elizabeth II. Dr. Dolmetsch showed us a recording of his son Richard’s recorder playing. It was a recording consisting of tapes that young Richard had taped. Hearing *The Flight of the Bumble Bee* on sopranino recorder was something else. Sadly, his son Richard died at the early age of 21.

It was nine years later when my mother and I attended a performance at the Haslemere Music Festival with the Dolmetsch Recorder Ensemble. Guest artists were the Renaissance Dancers from London. What a grand concert of Renaissance dancing accompanied by the Dolmetsch Recorder Consort! I went backstage after the concert to speak with Dr. Carl Dolmetsch and was most surprised that he had remembered meeting me years earlier. “Oh yes,” he said, “Your teachers were Peggie Sampson and Christine Mather.” What a memory!!!



**The Dolmetsch family c.1928**  
 Back row: Leslie Ward (bassoon),  
 Carl (recorder), Rudolph  
 (serpent) Millicent Wheaton-  
 Dolmetsch (rebec), George Carley  
 (viol de gamba)  
 Front row: Mabel, Nathalie  
 Dolmetsch-Carley, Arnold (all on  
 lutes) Cécile Dolmetsch-Ward  
 (harp), Christopher Ward  
 (soprano recorder)

## PLAY! REVIEW



The Manitoba Orff Chapter presented *Play! Celebrating Elementary Music Education in Manitoba* virtually from May 31 – June 11, 2022. This year’s event, titled “Making Music Together While We Are Apart”, took place online via the Manitoba Orff Chapter’s website and social media accounts. Throughout the event, daily posts included advocacy statements from children and adults alike, quotes from Carl Orff, looks back at the Play! events of the past, and information about the MOC and the Orff process and philosophy. These daily posts led up to the final day of the event which featured the premiere of the MOC Virtual Orff Ensemble featuring 54 students, representing 17 schools from across Manitoba, making music the Orff way. During a year when music programs faced great challenges due to the pandemic, this event was a true celebration of the importance of elementary music programs in our schools. To see the virtual event, please visit <https://manitobaorff.org/play>. Thank you to everyone who contributed to this year’s virtual event. A special thank you to the Play! committee, Charisse Wurch, Erica Rothschild, Andréanne Héту, Lori Arthur, Jewel Casselman, Julianna Rempel, and Amanda Ciavarelli.

Manitoba Orff Chapter Virtual Orff Ensemble:

<https://www.youtube.com/watch?v=ySq-Ai4Xej4>

*Submitted by Amanda Ciavarelli*



## ANNOUNCEMENTS & UPCOMING EVENTS

### Call for Volunteers

The **Children's Day Committee** and the **Manitoba Orff Chapter** are seeking volunteers for board positions for the upcoming **2021-23 term**. Please contact Shannon Moses [Shannon.moses@sjasd.ca](mailto:Shannon.moses@sjasd.ca) (for Children's Day) and Amanda Ciavarelli [aciavarelli@pembinatrails.ca](mailto:aciavarelli@pembinatrails.ca) (for MOC) for more information.

### Visit the Manitoba Orff Chapter's New Website

The Manitoba Orff Chapter's website has a fresh, new look! Be sure to visit us at [www.manitobaorff.org](http://www.manitobaorff.org) for information about upcoming events, awards, access to the Resource Lending Library database, read the most recent editions of the Manitoba Modes, and more!

### Morna-June Morrow Award for Excellence in Music Education – Call for Nominations

Nominations for this year's Morna-June Morrow Award for Excellence in Music Education are now open. [Click here](#) for award criteria and nomination forms. The deadline for nominations is **September 30, 2021**.

### Fall Fiesta & AGM 2021 – October 23, 2021

Plan to join us virtually as we continue to engage with, and learn from Chris Judah-Lauder from Dallas, Texas! For more information, please visit <https://manitobaorff.org/fall-fiesta>.

### WSO Manitoba Mosaic Update

The **Winnipeg Symphony Orchestra** is pleased to announce that 4-part web odyssey for young audiences, **Manitoba Mosaic**, is now available to stream for free through **December 31st**. Join the Orchestra and RBC Assistant Conductor Naomi Woo on her year-long journey to discover what makes Manitoba the unique and wonderful place that it is – the people, the places, the music, and of course... the seasons! Study guide included. All FREE thanks to Safe at Home Manitoba! Register now to receive an email with the links to all four webisodes! [www.wso.ca/manitobamosaic/](http://www.wso.ca/manitobamosaic/)

### TEMPO 2021: Manitoba Music Education Conference

Mark your calendars and plan to attend the Virtual **TEMPO on October 22, 2021!** Presenters of note for Early Years' teachers include, **Chris Judah-Lauder, David Row, Garth Prince, Ghyslain Egglefield and Sherryl Sewepagaham**. For a full listing of all conference sessions and details please [click here](#).

**Registration Opens September 1<sup>st</sup>:** <https://memberlink.mbteach.org/>



**WINNIPEG 2022  
INTERSECTIONS**  
WHERE MUSIC AND CHILDREN MEET  
LA RENCONTRE DES ENFANTS  
ET DE LA MUSIQUE

**Carl Orff Canada 27th National Conference  
27e Congrès national de Carl Orff Canada**  
**APRIL 28 - APRIL 30, 2022  
DU 28 AVRIL AU 30 AVRIL 2022**  
**VIRTUAL ● VIRTUEL**  
[www.intersections2022.ca](http://www.intersections2022.ca)

MANITOBA CHAPTER  
**ORFF**  
CHAPITRE DU MANITOBA Carl  
**Orff**  
Canada  
Music for Children  
Musique pour enfants

The Manitoba Orff Chapter is honored to host the Carl Orff Canada 27<sup>th</sup> National Conference from **April 28 – April 30, 2022**. For the first time, this conference will be held virtually and will be accessible to music educators from across Canada and beyond.

Over the course of the conference, delegates will have the opportunity to hear **Academic Paper Presentations**, attend the conference **Opening Ceremonies**, enjoy a musical keynote and concert by Manitoba's own **Sierra Noble**, and have access to 21 **Professional Development Sessions** presented by national and international Orff clinicians. Children's performances are an integral part of Carl Orff Canada National Conferences, and music educators from across Canada can get involved by submitting student videos to the **Intersections 2022 Virtual Orff Ensemble** or to the **Children Crossing** video series.

Join us as we explore the intersection *where music and children meet* and how Orff pedagogy intersects song, dance, play, creativity, culture, social justice, mental wellness, and so much more!

Registration opens in October 2021. Please visit [www.intersections2022.ca](http://www.intersections2022.ca) for more information.





MANITOBA ORFF CHAPTER  
PRESENTS

# Fall Fiesta



WITH CHRIS JUDAH-LAUDER



*Explore songs and poetry that allows for student input, improvisation and more.*

*Unpitched and found sounds will be used.*

JOIN US FOR AN ONLINE MUSIC WORKSHOP  
ON **SATURDAY, OCTOBER 23, 2021**  
FROM 11:00 A.M. TO 1:00 P.M. CT

**REGISTER BY OCT. 20 @ [WWW.MANITOBAORFF.ORG/FALL-FIESTA](http://WWW.MANITOBAORFF.ORG/FALL-FIESTA)**



**PRICING:**

MOC/COC Members: \$10.00

Non-Members: \$20.00

Students (MOC Members): Free

## MOC BOARD OF DIRECTORS

President	Charisse Wurch	<a href="mailto:charisse.wurch@sjasd.ca">charisse.wurch@sjasd.ca</a>
Vice-President	Dawn Muir	<a href="mailto:dawn.muir@lrsd.net">dawn.muir@lrsd.net</a>
Past President	Amanda Ciavarelli	<a href="mailto:aciavarelli@pembinatrails.ca">aciavarelli@pembinatrails.ca</a>
Treasurer	Julianna Rempel	<a href="mailto:julianna.rempel@sjasd.ca">julianna.rempel@sjasd.ca</a>
Secretary	Jen Gillis	<a href="mailto:treasurer@manitobaorff.org">treasurer@manitobaorff.org</a>
Membership	Lori Arthur	<a href="mailto:membership@manitobaorff.org">membership@manitobaorff.org</a>
Workshop Coordinator	Andréanne Héту	<a href="mailto:andreeanne.hetu@7oaks.org">andreeanne.hetu@7oaks.org</a>
Program Chair	Jewel Casselman	<a href="mailto:jicassel@mymts.net">jicassel@mymts.net</a>
Children's Day Chair	Shannon Moses	<a href="mailto:shannon.moses@hotmail.com">shannon.moses@hotmail.com</a>
Advocacy	Erica Rothschild	<a href="mailto:erica.rothschild@dsfm.mb.ca">erica.rothschild@dsfm.mb.ca</a>
Archivist	Kristi-Grunsten-Yonda	<a href="mailto:kgrunsten-yonda@pembinatrails.com">kgrunsten-yonda@pembinatrails.com</a>
Technology Officer	Angie Weisberger	<a href="mailto:atester@bdsd.mb.ca">atester@bdsd.mb.ca</a>
Communication Coordinator	Joanne Kilfoyle	<a href="mailto:joanne@joannekilfoyle.com">joanne@joannekilfoyle.com</a>
Member-at-large	Michelle Gillis	<a href="mailto:michellegillis711@gmail.com">michellegillis711@gmail.com</a>

### General Inquiries

[info@manitobaorff.org](mailto:info@manitobaorff.org)

Follow us!

