



aluplast®

Window & Door Systems

GERMAN ENGINEERED, ENERGY EFFICIENT
SUSTAINABLE PVCu

aluplast.co.uk

Innovators in window and door technologies

Established in 1982 in Germany, today

aluplast is one of the world's leading extruders of premium quality PVCu window and door products with 28 production plants and sales offices.

Aluplast supplies more 1,600 fabricating customers in different countries, producing nearly ten million windows per year.

Its global scale puts aluplast at the forefront of innovation in energy efficient and sustainable PVCu window and door systems.



30

Guaranteed for 10 years, designed to last 30 years, and then to be 100% recycled back into window profile for up to 300 Years

10

Million + windows produced per year

28

Production plants and sales offices worldwide



Sustainable manufacturing, maintaining outstanding quality

Contents

- 04 Environmental
- 06 Performance
- 08 Ideal 70
- 18 Ideal 4000
- 24 Smart-Slide Neo Patio Doors
- 26 Energeto Neo
- 28 Colours
- 32 Accreditations
- 34 Ecotech



aluplast.co.uk/products



where
sustainability
meets

exc
n
nce



At aluplast, we're proud to offer products with the European Environmental Product Declaration (EPD). Adhering to ISO 14025 and EN 15804, our EPDs transparently present the eco footprint of our windows, showcasing their robust performance over a 50-year lifecycle.



Innovation at every step

With a keen focus on economic, social, and environmental sustainability, aluplast leads in PVCu technology. Our mission goes beyond creating efficient and durable products. We're constantly refining our processes to minimize their environmental impact, ensuring they are not only recyclable but also produced with the lowest carbon footprint. Our dedication to the planet is backed by our ISO5001 certification for our environmentally conscious manufacturing.



Aluplast & Vinyl Plus: a pioneering collaboration

Being a founding member of Vinyl Plus, aluplast plays a pivotal role in driving the vision of sustainable PVC production. With our director serving on Vinyl Plus's advisory group, our commitment to eco-friendliness and sustainability remains unwavering.



Leading by Example with EnMS Certification

Back in 2009, we were part of a forward-thinking network aiming to cut energy consumption and reduce greenhouse gas emissions. Today, our commitment stands stronger than ever. Our energy management system, certified according to DIN/ISO 50001 since 2013, speaks volumes about our dedication to sustainability. Plus, our state-of-the-art production facilities are among the industry's most energy-efficient.



Eco-driven excellence

Our eco guidelines serve as the bedrock for our production process and workplace design. Being certified according to ISO 50001 is a testament to our eco-management system's robustness. Through measures such as deploying high-efficiency equipment, we've achieved the distinction of having Europe's lowest energy consumption production facilities.



A pioneer in environmental protection & recycling

PVC's recyclability is our strength. As part of Rewindo GmbH, we're leading the charge in eco-conscious practices, with a focus on maximizing recycling rates.



A stamp of Pan-European quality and BSI British standards merge

The BSI CE marking symbolizes our commitment to European standards of quality. aluplast products meet and often exceed the CE requirements, ensuring seamless trade across Europe and exceptional product performance certification for our environmentally conscious manufacturing.



RAL - Certified assurance

Our window and door profiles proudly bear the RAL certification, ensuring consistent quality. Independent institutions, like SKZ and IFT, frequently monitor our products, ensuring you get windows and doors that stand the test of time.

A perfect blend of style, functionality and German precision

Performance

When selecting the ideal glazing for your home, it's important to understand the balance between maintaining comfort and optimising energy efficiency. Low-emissivity (low-e) glass is a good choice for minimising heat loss during the cooler months while maximising natural light and heat gain from the sun. This type of glass uses a microscopically thin coating that reflects internal temperatures back inside, keeping your home warm without the need for excessive heating. During sunny days, it allows a high degree of solar energy to enter, which naturally warms your living spaces and reduces dependency on artificial heating systems.

On the flip side, during warmer months, homes can face the challenge of becoming overly hot due to increased solar gain. To address this, combining your low-e glass with solar control features can be highly effective. Solar control glass helps manage the amount of solar energy that enters your home, significantly reducing heat build-up and reliance mechanical ventilation. This dual approach not only enhances comfort but also contributes to a lower carbon footprint and energy bills. By choosing the right type of glass, you can enjoy a comfortable, well-lit home environment throughout the year, all while making an environmentally conscious choice that aligns with modern energy standards.



A RATED

Energy Rating, Flush Sash

- 70mm depth frame
- 60mm Outer Frame Height
- Glazing Element is Pilkington KS
- 4mm Annealed Outer pane / 20mm Super spacer / 4mm Pilkington KS Inner pane.
- Noise Reduction 31db
- U Value (The measure of thermal performance) = 1.4
- All Glazing units are compressed gap sealed and Argon filled.



A RATED

Energy Rating

- 70mm depth frame
- 60mm Outer Frame Height
- Glazing Element is Pilkington KS
- 4mm Annealed Outer pane / 20mm Super spacer / 4mm Pilkington KS Inner pane.
- Noise Reduction 31db
- U Value (The measure of thermal performance) = 1.4
- All Glazing units are compressed gap sealed and Argon filled.



A+ RATED

Energy Rating

- 70mm depth frame
- 60mm Outer Frame Height
- Glazing Element is Pilkington Opti white and Pilkington KS
- 4mm Opti white Outer pane / 12mm Warm Edge Spacer / 4mm Pilkington KS centre and inner pane.
- Noise Reduction 32db
- U Value (The measure of thermal performance) = 1.0
- All Glazing units are compressed gap sealed and Argon filled.



A++ RATED

Energy Rating

- 70mm depth frame
- 60mm Outer Frame Height
- Glazing Element is Pilkington Opti white and Pilkington KS
- 4mm Opti white Outer pane / 14mm Warm Edge Spacer / 4mm Pilkington KS centre and inner pane.
- Noise Reduction 32db
- U Value (The measure of thermal performance) = 0.96
- All Glazing units are compressed gap sealed and Argon filled.



aluplast.co.uk/products/
windows/casements

TECHNICAL BRIEF

- Five Chamber Thermally Efficient Sculptured Profile
- Environment Sustainable ecotech® extrusion
- 23mm Rebate with an 8mm Cover for Optimum Weather Tightness
- U thermal Coefficient values from 1.4W/m²k to 0.83W/m²k*
- BFRC Rating A, A+ and A++*

* NOTE: Dependent on frame and glass selections.

OPTIONS

IDEAL 70 can be manufactured to the following:

- BSI PAS 24 – 2022
- Secure by Design



CASEMENT WINDOWS

Introducing IDEAL 70

A perfect blend of style, functionality, and German precision. Crafted meticulously to suit every home, aluplast windows offer optimal ventilation and a clear, unobstructed view of the outdoors.

With their tight weather seal, they ensure energy efficiency and keep the elements out, proving that beauty and practicality can indeed go hand in hand. Experience the aluplast promise of quality and elegance with every gaze outside.

IDEAL 70

Opening Entrance Doors

Welcome home to aluplast Open in / Open out Entrance Doors. Crafted to make first impressions last, these doors combine robust security with timeless design. The solid build guarantees safety, while the aesthetic choices ensure your entrance is as inviting as it is secure. Step into a world where every entrance is a grand one, made even more special by aluplast promise of durability.

LOW THRESHOLD ACCESS: SEAMLESS, SAFE, AND STYLISH!

Stepping into your home should be as effortless as walking through a park. That's why aluplast offers a low threshold option for all our entrance doors.

Designed with both aesthetics and functionality in mind, our low thresholds provide a smooth transition between spaces, reducing trip hazards and making access a breeze. It's especially a boon for those with mobility challenges or families with kids and the elderly. And the best part? While it offers practical benefits, it doesn't compromise on the iconic style that aluplast is renowned for. Choose our low threshold access and elevate both safety and sophistication in your entryway.



aluplast.co.uk/products/doors

IDEAL 70
RESIDENTIAL DOOR

TECHNICAL BRIEF

- Five Chamber Thermally Efficient Sculptured Profile
- Environment Sustainable ecotech® extrusion
- Single and Double Doors
- Inward and Outward Opening

OPTIONS

- IDEAL 70 Entrance Doors -
Single and Double French can be manufactured to:
- BSI PAS 24 – 2022
 - Secure by Design
 - Part M access Compliant

aluplast





aluplast.co.uk/products/windows/flush-sash

TECHNICAL BRIEF

- Five Chamber Thermally Efficient Sculptured Profile
- U thermal Coefficient values from 1.4W/m²k to 1.2W/m²k*
- BFRC Rating A*

* NOTE: Dependent on frame and glass selections.

OPTIONS

IDEAL 70 Flush Sash Casement can be manufactured to the following:

- BSI PAS 24 – 2022



IDEAL 70

Flush Sash Windows

Experience the perfect blend of traditional charm and modern performance with our Flush Sash casement windows. Designed to replicate the classic aesthetic of timber flush sash windows, these high-quality PVCu frames offer a timeless look without the maintenance hassle of real wood.

Ideal for both renovations and new constructions, they provide enhanced thermal insulation, superior durability, and exceptional weather resistance, ensuring your home stays comfortable and energy-efficient year-round. Upgrade your living space with the elegance of a bygone era and the advanced technology of today—choose our Flush Sash windows for a seamless fusion of style and function.



TECHNICAL BRIEF

- Five Chamber Thermally Efficient Sculptured Profile
- Environment Sustainable ecotech® extrusion
- Double French Doors Outward Opening

OPTIONS

Flush Sash French Doors can be manufactured to::

- BSI PAS 24 – 2022
- Secure by Design
- Part M access Compliant threshold

aluplast

IDEAL 70

Flush Sash French Doors

Where timeless design meets contemporary performance. Crafted to mirror the refined elegance of traditional timber flush sash doors, these PVCu doors capture the classic aesthetic beloved in heritage homes, yet their sleek, clean lines blend seamlessly into modern architectural styles.

Each door features authentic detailing and proportions, with a nod to the craftsmanship of yesteryear while incorporating the advanced technology of today. Whether you're restoring a period property or adding a touch of class to a contemporary home, our Flush

Sash French Doors offer the perfect balance of old-world charm and modern-day efficiency.

Their robust construction ensures enhanced thermal insulation, superior security, and low maintenance, making them an ideal choice for any setting that values both beauty and practicality.

Enhance your home with doors that elevate everyday living—bridging the gap between historical significance and modern living standards.



IDEAL 70

Design Options

Elevate your home with our collection of high-quality, high-performance PVCu windows and doors, each designed with unique features to enhance both functionality and aesthetics. Our windows come equipped with an external Georgian bar option, adding a touch of traditional elegance.


Transform a simple opening into a stunning feature with our bay windows, perfect for adding depth and light to any room. The arched head shaped door frames offer a graceful transition between spaces, seamlessly integrating with the architectural style of your home.

OUR FLUSH SASH WINDOWS AND DOORS ARE ACCENTUATED WITH A CONTEMPORARY EXTERNAL GLAZING BAR, PROVIDING A SLEEK, MODERN LOOK.

For added character, our Tilt and Turn windows feature a classic leaded design, combining beauty with practicality. Our circle shaped windows are crafted to complement the external design of your property, ensuring aesthetic harmony.

Finally, our Horn Sash windows are designed replicate the timeless appeal of period vertical sliding sash windows, perfect for adding a historical touch with the benefits of modern technology. Each design feature is meticulously crafted to bring both style and enhanced performance to your home.





aluplast.co.uk/products/
windows/casements

TECHNICAL BRIEF

- Five Chamber Thermally Efficient SquareLine Profiles
- Environment Sustainable ecotech® extrusion
- 20mm Rebate with an 8mm Cover for Optimum Weather Tightness
- U thermal Coefficient values from 1.4W/m2k to 0.83W/m2k*
- BFRC Rating A, A+ and A++*

**NOTE: Dependent on frame and glass selections.*

OPTIONS

IDEAL 4000 can be manufactured to the following:

- BSI PAS 24 – 2022
- Secure by Design



CASEMENT WINDOWS

Introducing IDEAL 4000

Discover the cutting-edge elegance of our SquareLine casement windows, designed to elevate modern architectural styles with their sleek, minimalist aesthetics. These windows carefully replicate the sharp, clean lines typically found in slimline aluminium, providing a contemporary look that complements any modern dwelling.

Made from high-performance PVCu, our Ideal 4000 SquareLine casement windows not only enhance your home's visual appeal but also offer exceptional durability, superior energy efficiency, and outstanding weather resistance. Ideal for those seeking a modern twist on classic functionality, these windows deliver the look of aluminium with the benefits of PVCu, including improved insulation and reduced maintenance. Transform your living space with our SquareLine casement windows—the perfect fusion of style, performance, and sophistication.

IDEAL 4000

Opening Entrance Doors

Choosing the right entrance door is more than just a practical decision—it's an opportunity to make a striking first impression. Our high-quality, high-performance PVCu doors are designed to add significant kerbside appeal to your home, combining elegance with durability and security. Take the time to select a door that not only complements the architectural style of your house but also reflects your personal taste.

Whether you prefer something bold and modern or more traditionally understated, our range of customizable options ensures that your entrance creates a welcoming focal point that stands out.

ELEVATE YOUR HOME'S FACADE WITH A DOOR THAT'S BUILT TO IMPRESS, PROVIDING A PERFECT BLEND OF FORM AND FUNCTION.

When selecting new doors for your home, prioritising quality is essential for enhancing security and peace of mind. Our high-performance PVCu doors are engineered with quality materials and advanced manufacturing techniques to provide superior strength and durability.

A robust door not only serves as the first line of defence against potential intruders but also plays a crucial role in the overall safety of your home.

By choosing doors of higher quality, you ensure that they can withstand the rigours of daily use and adverse weather conditions, maintaining their integrity over time. Invest in our high-quality doors to secure your home effectively.



aluplast.co.uk/products/doors

IDEAL 4000
RESIDENTIAL DOOR

TECHNICAL BRIEF

- Five Chamber Thermally Efficient SquareLine Profiles
- Environment Sustainable ecotech® extrusion
- U thermal Coefficient values from 1.4W/m2k to 1.3W/m2k
- BFRC Rating A*

**NOTE: Dependent on frame and glass selections.*

OPTIONS

- IDEAL 4000 can be manufactured to the following:
- BSI PAS 24 – 2022
 - Secure by Design



IDEAL 4000

Flush Sash Windows

When designing your dream home, taking the time to choose the right features is crucial. Our high-quality, high-performance PVCu windows and doors offer both style and substance, ensuring that every detail contributes to a home that is as beautiful as it is functional.

Selecting the perfect designs and materials can elevate your living space, enhance your comfort, and reflect your unique aesthetic. With our range of unique options, you can confidently make choices that blend seamlessly with your vision, ensuring that each element of your home exceeds your expectations.

INVEST THE TIME TO MAKE INFORMED DECISIONS WITH US, AND WATCH AS YOUR DREAM HOME BECOMES A REALITY.

The Ideal 4000 SquareLine Flush Sash casement window is a masterful blend of traditional aesthetics and modern functionality. This innovative design features the option to mechanically joint the corners of the frame, which not only enhances the structural integrity but also allows for the introduction of a deeper bottom rail. This subtle yet impactful design choice closely replicates the look of traditional period timber sash windows, bringing a classic elegance to any home.

Despite its historical appearance, the Ideal 4000 SquareLine offers all the benefits of high-performance PVCu, including superior thermal efficiency, outstanding durability, and minimal maintenance. Perfect for those looking to infuse a sense of historic charm into contemporary settings, this window design bridges the gap between the old and the new, providing timeless style with modern comforts.

Transform your living space with our SquareLine casement windows—the perfect fusion of style, performance, and sophistication.



aluplast.co.uk/products/windows/flush-sash



IDEAL 4000
FLUSH SASH WINDOW

TECHNICAL BRIEF

- Five Chamber Thermally Efficient Flush Sash Profile
- Environment Sustainable ecotech® extrusion
- U thermal Coefficient values from 1.4W/m2k to 1.2W/m2k
- BFRC Rating A

**NOTE: Dependent on frame and glass selections.*


OPTIONS

IDEAL 4000 Flush Sash can be manufactured to the following:

- BSI PAS 24 – 2022
- Secure by Design

aluplast





TECHNICAL BRIEF

- Uf heat transfer coefficient: 1.3 W/m²K
- A 2 Panel Patio can be up to 4.5m x 2.5m
- A 4 Panel Patio can be up to 6m x 2.5m

**NOTE: Dependent on frame and glass selections.*

OPTIONS

The Smart-Slide Neo Patio can be manufactured to the following:

- BSI PAS 24 – 2022
(meeting BS6375 for weather tightness),
- Glazing from 28mm 50 54mm DGSU

Smart-Slide Neo Patio Doors

Designing your dream home involves making thoughtful choices that enhance both its aesthetics and functionality. One key aspect to consider is the integration of natural light and the seamless connection between indoor and outdoor spaces.

Our Smart-Slide NEO sliding door is an excellent choice for incorporating into your design, particularly if you envision wide, open areas illuminated by natural light. This innovative door offers a contemporary look with stunning finishes that elevate the appeal of your home. Its unique design features exceptionally

slim sight lines, maximizing glass coverage while minimizing frame size to ensure that your views remain unobstructed.

Equipped with a soft close mechanism for ultimate ease of use, and outstanding weather resistance, the Smart-Slide NEO ensures safety and durability. It's the perfect solution for large openings, combining modern glazing trends with superior performance to transform your living space into a bright and inviting haven.






TECHNICAL BRIEF

Energeto Neo can achieve:

- Uf heat transfer coefficient: 0.79 W/m²K dependent on glazing
- Flush Sash Design Options
- Glazing from 28mm 54mm DGSU
- Glass Bonding Technology
- Centre Seal Safetec seal.
- Burglary Resistant to RC2

Dependent on construction of glazing and frame can be a Certified Passive House window



aluplast.co.uk/products/windows/tilt-turn



Energeto Neo - Contemporary in Design

Introducing Energeto Neo, the next generation of high-performance PVCu windows, inspired by the transformative Bauhaus style that revolutionized architecture with its simplicity and elegance. This innovative window system is designed to flood your living spaces with natural light, enhancing both the beauty and functionality of your home. With its clean, simple sight lines and strong angles, Energeto Neo embodies a modern aesthetic that complements contemporary design trends while meeting the highest standards of energy efficiency.

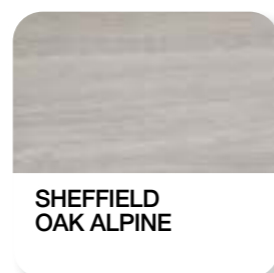
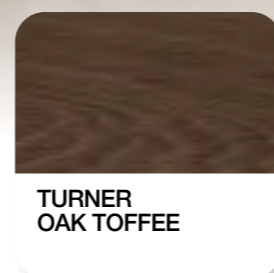

Energeto Neo represents a new dimension in window design, seamlessly blending aesthetic simplicity with cutting-edge technology. Its attractive design maximizes the glass area, minimizing frame size to ensure your views are as expansive as possible. Whether you are renovating an existing space or building your dream home, Energeto Neo windows provide the perfect synthesis of form and function, making them an essential element for any modern dwelling seeking both style and sustainability.

Colours to inspire

Aludec and Woodec deliver a step change in the application of PVCu colour finishing options.



Woodec




INSPIRED BY NATURE

Woodec illustrates the appearance of real wood with a unique character combined with all the advantages of our excellent product range – this is what the new woodec decorative foils offer. Not only is it difficult to distinguish visually from the natural material, but the Woodec foil also recreates wood very realistically to the touch, thanks in part to deep embossing and a matte top layer.



Aludec



aluplast.co.uk/products/colours


INSPIRED BY STYLE

The attractive surface of Aludec decorative foils, distinguished by a unique fine-grained, matt surface with a similar finish to powder-coated aluminium, is a fabulous option that suits contemporary modern minimalist designs.

The new Aludec foil follow this trend, as they are offered in seven attractive shades, ranging from whites and greys, brown, jet black, anthracite, and a metallic finish.

Feature colours

All aluplast coloured foil finishes feature innovative technology which improves performance characteristics providing a much longer life cycle of the surface finish.



Standard foil colours

 AP23 GOLDEN OAK	 AP33 PALISANDER	 AP40 ANTHRACITE GREY	 AP71 JET MATT SMOOTH BLACK
 P42 AGATE GREY	 AP50 CREAM	 AP56 ROSEWOOD	 AP60 ANTHRACITE GREY SANDED

Custom foil colours

 AP02 NATURAL OAK	 AP06 DARK OAK		
 AP27 WALNUT	 AP29 WALNUT AMARETTO	 AP32 DARK RED	 AP41 STEEL BLUE
 AP43 GREEN	 AP47 BRILLIANT BLUE	 AP61 GREY SANDED	 AP63 ALUMINIUM BRUSHED
 WIN AP95 IRISH OAK DOW GREY	 AP01 OAK SPECIAL	 AP05 MAHOGANY	 AP15 OREGON III
 AP28 WALNUT TERRA	 AP30 DARK GREEN	 AP44 WHITE WOODGRAIN	 AP52 BIRCH
 AP62 BASALT GREY SANDED	 AP87 PEBBLE GREY	 AP97 CHARTWELL GREEN	 AP34 GREY

Accreditations

PAS
24

PAS24 : 2024

Upgrade the safety and security of your home with windows and doors that meet the demanding PAS 24 standard. This UK-based certification ensures that every window and door has undergone rigorous testing to meet the highest security requirements.

Suitable for both residential and commercial properties, these certified products guarantee that your homes windows and doors meet the necessary standards, offering peace of mind and protection against potential risks.



BS6375

The aluplast PVCu windows and doors comply to BS 6375-1: Performance of windows and doors – Part 1: Classification for weathertightness and guidance on selection and specification. This part covers the classification of weathertightness and provides guidance on the selection and specification of windows and doors. It tests for air permeability, watertightness, and resistance to wind load.

BS EN 12608

QUALITY OF MATERIALS: It specifies the requirements for the composition and quality of the raw materials used in the production of PVCu profiles.

Dimensions and Tolerances: BS EN 12608 includes details on the acceptable dimensions and manufacturing tolerances for PVCu profiles, ensuring consistency and compatibility in window and door construction.

DURABILITY: The standard assesses the durability of the PVCu profiles, ensuring that they can withstand environmental impacts over time without significant degradation.

COLOUR FASTNESS AND RESISTANCE TO WEATHERING: Profiles must demonstrate resistance to natural weather conditions, including UV light and temperature variations, and maintain colour stability over time.



SECURED BY DESIGN

aluplast PVCu Windows and doors are Secure by Design and Document Q compliant. If you require to further enhance your security measures, consider choosing products endorsed by Secured by Design (SBD). This police-backed initiative aims to fortify the security of buildings through stringent design.

By selecting SBD-certified products, you're not just meeting basic secure requirements you are investing in a higher level of protection, designed to deter crime and enhance safety in every aspect of your project.

The aluplast IDEAL system conforms to the requirements of BS EN 12608:2003 unplasticised polyvinyl chloride (PVCu) profiles for the fabrication of windows and doors – classification, requirements and test methods, certificate number KM 13468 and is extruded under BS EN ISO 90001 quality management system requirements certificate number FM10215. Windows and doors have been manufactured and tested to the latest fabrication, weathering and security requirements and passed.

ISO 9001

ISO 9001 certification indicates that the manufacturer has a quality management system in place that ensures consistency and improvement, aiming at enhancing customer satisfaction.

This certification isn't specific to the technical performance of the products (like weathertightness or thermal efficiency) but rather ensures that the company adheres to established processes for delivering consistently high-quality products.

All PVCu Windows are not the same...

The ecotech extrusion process employed by aluplast represents a significant advancement in PVCu window and door extrusion, specifically designed to minimise environmental impact while maintaining superior quality and cost-effectiveness. This innovative approach is particularly aligned with the needs of modern environmental practices that prioritise sustainability.

In this process, aluplast utilises a unique method of incorporating both pre and post-consumer recycled PVCu material into the production of new window profiles. This is done in compliance with the rigorous standards set forth by the Vinyl Industry initiative, aiming to enhance sustainability and reduce carbon emissions. The ecotech technology specifically isolates the recycled content to non-visible structural parts of the profile, ensuring that all visible and touchable surfaces are composed of 100% prime quality Calcium Organic stabilized PVCu, which is completely free of lead and other harmful additives.


This method of selective incorporation ensures that the structural integrity, aesthetic appearance, and long-term durability of the windows are not compromised. The result is a product that offers reduced environmental impact through enhanced recycling, without sacrificing the quality or increasing the cost to the homeowner.

Furthermore, aluplast's approach differs significantly from competitors, who may integrate recycled materials less discriminately. This can potentially lead to inconsistencies in quality and durability, particularly in the visible and external parts of the window profiles that are most exposed to weathering. aluplast's focused application of recycled materials ensures that their products meet the highest standards for weather resistance and surface quality—essential considerations for architectural applications.

By choosing aluplast's ecotech products, homeowners can be confident in specifying a window system that is not only environmentally responsible but also upholds the highest standards of quality and performance expected in contemporary design.



aluplast.co.uk/products/sustainability




GERMAN ENGINEERED,
ENERGY EFFICIENT SUSTAINABLE
PVCU WINDOW & DOOR SYSTEMS



aluplast

Unit 1 Tewkesbury Industrial Estate
Green Lane
Tewkesbury GL20 8HD

01684 273401
info@aluplast.co.uk



aluplast.co.uk

aluplast[®]