

San Juan

Fiberglass Pools Since 1958

 Fiberglass Pools and Spas
  Online Catalog
  100% Financing Available at...
  Research/Services
  Innovation
  Our Values

Fiberglass Pools

Click an image for more information

List by: ▼



Luxor Deep

LUXOR DEEP
 Width 15' 11" / 4.85M
 Length 44' 7" / 13.59M
 Depth 7' 10" / 2.39M
 Area 658ft² / 61M²
 Volume 22000G / 83279L



Luxor

LUXOR
 Width 15' 11" / 4.85M
 Length 44' 7" / 13.59M
 Depth 6' 4" / 1.93M
 Area 658ft² / 61M²
 Volume 19000G / 71923L



Oceanside

OCEANSIDE
 Width 16' 2" / 4.93M
 Length 40' 6" / 12.34M
 Depth 6' 4" / 1.93M
 Area 602ft² / 56M²
 Volume 20600G / 77979L



Dallas

DALLAS
 Width 16' 1" / 4.9M
 Length 42' 4" / 12.9M
 Depth 7' 11" / 2.41M
 Area 585ft² / 54M²
 Volume 20500G / 77601L



Daytona Beach

DATONA BEACH
 Width 16' / 4.88M
 Length 45' / 13.72M
 Depth 8' / 2.44M
 Area 560ft² / 52M²
 Volume 17944G / 67925L



South Beach

SOUTH BEACH
 Width 16' / 4.88M
 Length 45' / 13.72M
 Depth 6' 4" / 1.93M
 Area 560ft² / 52M²
 Volume 15966G / 60438L



Pacific

PACIFIC
 Width 16' 1" / 4.9M
 Length 39' 10" / 12.14M
 Depth 7' 11" / 2.41M
 Area 559ft² / 52M²
 Volume 20500G / 77601L



Great Lakes Beach

GREAT LAKES BEACH
 Width 16' 2" / 4.93M
 Length 37' / 11.28M
 Depth 6' 4" / 1.93M
 Area 543ft² / 50M²
 Volume 11600G / 43911L



Great Lakes

GREAT LAKES
 Width 16' 2" / 4.93M
 Length 37' / 11.28M
 Depth 6' 4" / 1.93M



Phoenix

PHOENIX
 Width 15' 11" / 4.85M
 Length 39' 7" / 12.07M
 Depth 5' 1" / 1.55M



Niagara

NIAGARA
 Width 15' 11" / 4.85M
 Length 33' 10" / 10.31M
 Depth 7' 10" / 2.39M



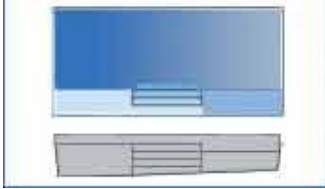
Oasis

OASIS
 Width 16' / 4.88M
 Length 39' 8" / 12.09M
 Depth 7' 11" / 2.41M

Area 540ft² / 50M²

Volume 14500G / 54888L

Grand Manhattan



GRAND MANHATTAN
Width 15' 10" / 4.83M
Length 33' 10" / 10.31M
Depth 5' 1" / 1.55M
Area 487ft² / 45M²
Volume 11600G / 43911L

Area 531ft² / 49M²

Volume 14400G / 54510L

Monte Carlo

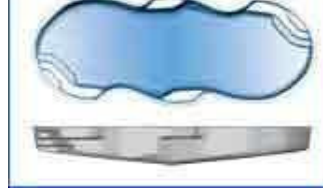


MONTE CARLO
Width 15' 11" / 4.85M
Length 31' 10" / 9.7M
Depth 5' 8" / 1.73M
Area 467ft² / 43M²
Volume 12000G / 45425L

Area 497ft² / 46M²

Volume 17500G / 66244L

Mirage

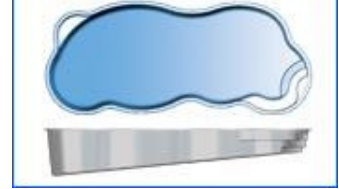


MIRAGE
Width 15' 8" / 4.78M
Length 39' 8" / 12.09M
Depth 5' 4" / 1.63M
Area 466ft² / 43M²
Volume 14050G / 53185L

Area 496ft² / 46M²

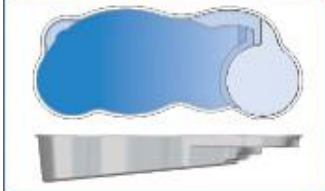
Volume 17950G / 67948L

Star Dust



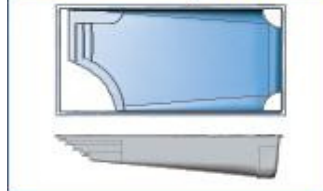
STAR DUST
Width 16' / 4.88M
Length 37' 4" / 11.38M
Depth 6' 4" / 1.93M
Area 455ft² / 42M²
Volume 13700G / 51860L

Clearwater Beach



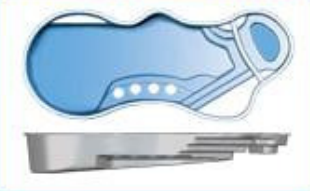
CLEARWATER BEACH
Width 16' / 4.88M
Length 37' / 11.28M
Depth 6' 4" / 1.93M
Area 455ft² / 42M²
Volume 12045G / 45595L

Lake Superior



LAKE SUPERIOR
Width 16' / 4.88M
Length 31' / 9.45M
Depth 6' 4" / 1.93M
Area 450ft² / 42M²
Volume 12000G / 45425L

Pleasure Island



PLEASURE ISLAND
Width 16' 2" / 4.93M
Length 39' 1" / 11.91M
Depth 6' / 1.83M
Area 448ft² / 42M²
Volume 14000G / 52996L

Majestic




MAJESTIC
Width 16' 2" / 4.93M
Length 34' 1" / 10.39M
Depth 5' 5" / 1.65M
Area 431ft² / 40M²
Volume 13500G / 51103L

Caesar's Palace



CAESARS PALACE
Width 16' / 4.88M
Length 33' 9" / 10.29M
Depth 5' 8" / 1.73M
Area 417ft² / 39M²
Volume 11400G / 43154L

Dolphin



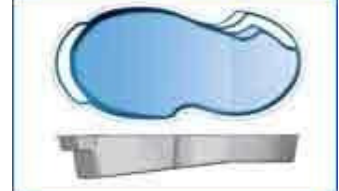
DOLPHIN
Width 14' 1" / 4.29M
Length 33' 1" / 10.08M
Depth 5' / 1.52M
Area 395ft² / 37M²
Volume 11500G / 43532L

Atlantic Deep



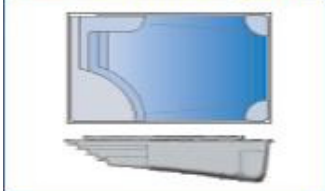
ATLANTIC DEEP
Width 15' 7" / 4.75M
Length 33' 1" / 10.08M
Depth 8' / 2.44M
Area 375ft² / 35M²
Volume 11300G / 42775L

Atlantic



ATLANTIC
Width 15' 7" / 4.75M
Length 33' 1" / 10.08M
Depth 5' 9" / 1.75M
Area 375ft² / 35M²
Volume 10400G / 39368L

Lake Michigan




LAKE MICHIGAN
Width 16' / 4.88M
Length 26' / 7.92M
Depth 6' 4" / 1.93M
Area 375ft² / 35M²
Volume 10122G / 38316L

Savannah Deep



SAVANNAH DEEP
Width 14' / 4.27M
Length 32' 6" / 9.91M
Depth 8' / 2.44M
Area 362ft² / 34M²
Volume 14000G / 52996L

Savannah



SAVANNAH
Width 14' / 4.27M
Length 32' 6" / 9.91M
Depth 5' 6" / 1.68M
Area 362ft² / 34M²
Volume 11500G / 43532L

Vegas



VEGAS
Width 15' 11" / 4.85M
Length 27' 11" / 8.51M
Depth 5' 1" / 1.55M
Area 356ft² / 33M²
Volume 11300G / 42775L

Sandcastle



SANDCASTLE
 Width 13' 11" / 4.24M
 Length 27' 10" / 8.48M
 Depth 5' 5" / 1.65M
 Area 356ft² / 33M²
 Volume 8300G / 31419L

Manatee Deep



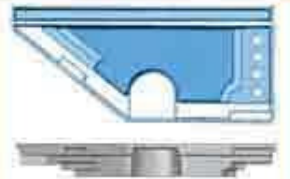
MANATEE DEEP
 Width 13' 9" / 4.19M
 Length 32' 10" / 10.01M
 Depth 8' / 2.44M
 Area 354ft² / 33M²
 Volume 13700G / 51860L

Manatee



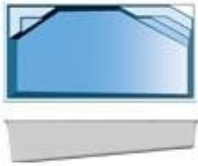
MANATEE
 Width 13' 9" / 4.19M
 Length 32' 10" / 10.01M
 Depth 5' 10" / 1.78M
 Area 354ft² / 33M²
 Volume 10300G / 38990L

iPool



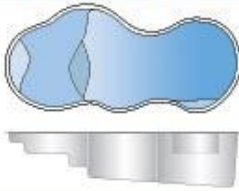
IPOOL
 Width 16' / 4.88M
 Length 36' 2" / 11.02M
 Depth 4' 8" / 1.42M
 Area 354ft² / 33M²
 Volume 8800G / 33312L

Stockholm



STOCKHOLM
 Width 14' / 4.27M
 Length 27' 1" / 8.26M
 Depth 5' 9" / 1.75M
 Area 345ft² / 32M²
 Volume 10000G / 37854L

Costa Azul



COSTA AZUL
 Width 14' 11" / 4.55M
 Length 32' 7" / 9.93M
 Depth 5' 7" / 1.7M
 Area 340ft² / 32M²
 Volume 8000G / 30283L

Rio



RIO
 Width 15' 10" / 4.83M
 Length 28' 4" / 8.64M
 Depth 5' 7" / 1.7M
 Area 324ft² / 30M²
 Volume 10000G / 37854L

Huntington Beach



HUNTINGTON BEACH
 Width 15' 10" / 4.83M
 Length 28' 4" / 8.64M
 Depth 5' 7" / 1.7M
 Area 324ft² / 30M²
 Volume 9500G / 35961L

Barcelona



BARCELONA
 Width 15' 10" / 4.83M
 Length 28' 4" / 8.64M
 Depth 5' 7" / 1.7M
 Area 324ft² / 30M²
 Volume 6800G / 25741L

Venetian



VENETIAN
 Width 14' 10" / 4.52M
 Length 28' / 8.53M
 Depth 5' 4" / 1.63M
 Area 311ft² / 29M²
 Volume 9500G / 35961L

Pompano Beach



POMPANO BEACH
 Width 13' 10" / 4.22M
 Length 29' 8" / 9.04M
 Depth 5' 5" / 1.65M
 Area 302ft² / 28M²
 Volume 9500G / 35961L

Hawaiian



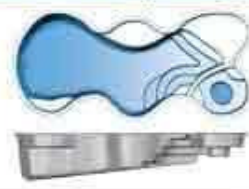
HAWAIIAN
 Width 12' 10" / 3.91M
 Length 29' / 8.84M
 Depth 6' / 1.83M
 Area 295ft² / 27M²
 Volume 10000G / 37854L

iPool2



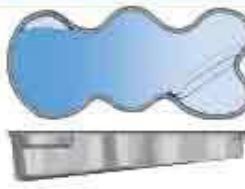
IPOOL2
 Width 14' 1" / 4.29M
 Length 27' 10" / 8.48M
 Depth 5' / 1.52M
 Area 294ft² / 27M²
 Volume 9000G / 34069L

Desert Springs



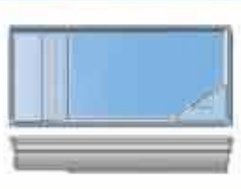
DESERT SPRINGS
 Width 14' / 4.27M
 Length 30' / 9.14M
 Depth 6' / 1.83M
 Area 290ft² / 27M²
 Volume 6800G / 25741L

Desert Falls



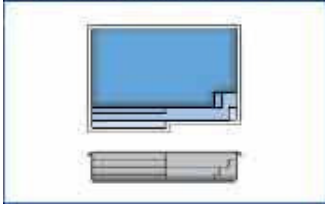
DESERT FALLS
 Width 14' / 4.27M
 Length 30' / 9.14M
 Depth 6' / 1.83M
 Area 290ft² / 27M²
 Volume 6800G / 25741L

Biloxi



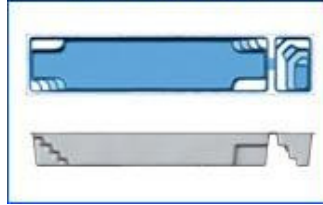
BILOXI
 Width 12' / 3.66M
 Length 27' / 8.23M
 Depth 4' 3" / 1.3M
 Area 289ft² / 27M²
 Volume 6400G / 24227L

Scottsdale Pool



SCOTTSDALE POOL
 Width 12' 8" / 3.86M
 Length 19' 6" / 5.94M
 Depth 4' / 1.22M
 Area 288ft² / 27M²
 Volume 5200G / 19684L

Marathon



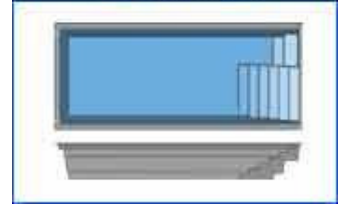
MARATHON
 Width 8' 6" / 2.59M
 Length 40' / 12.19M
 Depth 4' 9" / 1.45M
 Area 282ft² / 26M²
 Volume 8500G / 32176L

Waikiki II



WAIKIKI II
 Width 11' 9" / 3.58M
 Length 27' 11" / 8.51M
 Depth 5' 6" / 1.68M
 Area 277ft² / 26M²
 Volume 8500G / 32176L

Orlando



ORLANDO
 Width 12' / 3.66M
 Length 28' / 8.53M
 Depth 3' 10" / 1.17M
 Area 267ft² / 25M²
 Volume 6750G / 25551L

Waikiki I



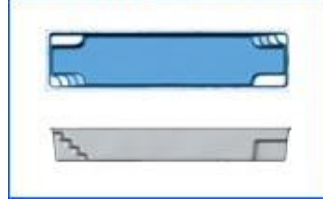
WAIKIKI I
 Width 12' 2" / 3.71M
 Length 26' 9" / 8.15M
 Depth 5' 6" / 1.68M
 Area 266ft² / 25M²
 Volume 8000G / 30283L

Wylela



WYLELA
 Width 12' / 3.66M
 Length 25' / 7.62M
 Depth 6' / 1.83M
 Area 254ft² / 24M²
 Volume 8500G / 32176L

Marathon (no spa)



MARATHON (Pool Only)
 Width 8' 6" / 2.59M
 Length 34' / 10.36M
 Depth 4' 9" / 1.45M
 Area 244ft² / 23M²
 Volume 6800G / 25741L

Seaside



SEASIDE
 Width 11' 11" / 3.63M
 Length 27' 10" / 8.48M
 Depth 6' / 1.83M
 Area 242ft² / 22M²
 Volume 8000G / 30283L

Broadway



BROADWAY
 Width 11' 5" / 3.48M
 Length 20' 9" / 6.32M
 Depth 4' / 1.22M
 Area 240ft² / 22M²
 Volume 4500G / 17034L

Catalina



CATALINA
 Width 12' / 3.66M
 Length 25' 10" / 7.87M
 Depth 5' 7" / 1.7M
 Area 218ft² / 20M²
 Volume 6800G / 25741L

Lelani



LELANI
 Width 12' 3" / 3.73M
 Length 23' 9" / 7.24M
 Depth 5' 11" / 1.8M
 Area 217ft² / 20M²
 Volume 6000G / 22712L

Gulf Breeze



GULF BREEZE
 Width 12' / 3.66M
 Length 20' / 6.1M
 Depth 3' 10" / 1.17M
 Area 212ft² / 20M²
 Volume 5600G / 21198L

Horizon



HORIZON
 Width 16' / 4.88M
 Length 24' / 7.32M
 Depth 4' 9" / 1.45M
 Area 200ft² / 19M²
 Volume 5200G / 19684L

Mandalay Bay



MANDALAY BAY
 Width 11' 8" / 3.56M
 Length 25' 1" / 7.65M
 Depth 5' 7" / 1.7M
 Area 198ft² / 18M²
 Volume 6600G / 24984L

Cocoa Beach



COCOA BEACH
 Width 11' 9" / 3.58M
 Length 23' 9" / 7.24M
 Depth 5' 7" / 1.7M
 Area 190ft² / 18M²
 Volume 6600G / 24984L

Sundial



SUNDIAL
 Width 11' 9" / 3.58M
 Length 23' 9" / 7.24M
 Depth 5' 7" / 1.7M
 Area 190ft² / 18M²
 Volume 4600G / 17413L

Malibu



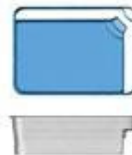
MALIBU
 Width 12' 1" / 3.68M
 Length 22' 4" / 6.81M
 Depth 3' 9" / 1.14M
 Area 184ft² / 17M²
 Volume 5025G / 19022L

Arialla



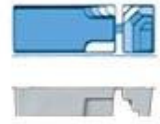
ARIALLA
 Width 12' / 3.66M
 Length 20' 9" / 6.32M
 Depth 4' 11" / 1.5M
 Area 179ft² / 17M²
 Volume 4000G / 15142L

Sea Isle



SEA ISLE
 Width 12' / 3.66M
 Length 16' 6" / 5.03M
 Depth 5' / 1.52M
 Area 171ft² / 16M²
 Volume 5200G / 19684L

Cyberlane



CYBERLANE
 Width 8' 6" / 2.59M
 Length 23' / 7.01M
 Depth 4' 9" / 1.45M
 Area 159ft² / 15M²
 Volume 4240G / 16050L

Palm Beach



PALM BEACH
 Width 10' 5" / 3.18M
 Length 21' 10" / 6.65M
 Depth 4' 11" / 1.5M
 Area 157ft² / 15M²
 Volume 4800G / 18170L

Crystal Beach



CRYSTAL BEACH
 Width 13' 8" / 4.17M
 Length 17' 4" / 5.28M
 Depth 5' 2" / 1.57M
 Area 147ft² / 14M²
 Volume 4000G / 15142L

Canyon Lake



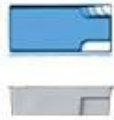
CANYON LAKE
 Width 10' / 3.05M
 Length 19' / 5.79M
 Depth 3' 6" / 1.07M
 Area 144ft² / 13M²
 Volume 3500G / 13249L

Crystal Cove



CRYSTAL COVE
 Width 11' 11" / 3.63M
 Length 18' 11" / 5.77M
 Depth 5' / 1.52M
 Area 141ft² / 13M²
 Volume 3300G / 12492L

Cyberlane (no spa)



CYBERLANE (Pool Only)
 Width 8' 6" / 2.59M
 Length 17' / 5.18M
 Depth 4' 9" / 1.45M
 Area 120ft² / 11M²
 Volume 3400G / 12870L

Crystal Springs



CRYSTAL SPRINGS
 Width 11' 11" / 3.63M
 Length 17' 2" / 5.23M
 Depth 5' / 1.52M
 Area 119ft² / 11M²
 Volume 3900G / 14763L

Pond-Freeform



POND
 Width 11' 11" / 3.63M
 Length 17' 2" / 5.23M
 Depth 1' 6" / 0.46M
 Area 119ft² / 11M²
 Volume 1330G / 5035L

Sedona



SEDONA
 Width 8' / 2.44M
 Length 14' / 4.27M
 Depth 3' 6" / 1.07M
 Area 98ft² / 9M²
 Volume 2750G / 10410L

Ft. Myers



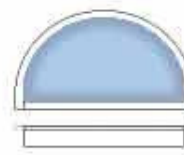
FORT MYERS
 Width 8' 2" / 2.49M
 Length 16' 2" / 4.93M
 Depth 4' / 1.22M
 Area 95ft² / 9M²
 Volume 2650G / 10031L

Scottsdale Tanning Ledge



TANNING LEDGE-SCOTTDALE
 Width 8' 3" / 2.51M
 Length 12' / 3.66M
 Depth 1' / 0.3M
 Area 80ft² / 7M²
 Volume 100G / 379L

Tanning Ledge - Round



TANNING LEDGE-ROUND
 Width 7' 7" / 2.31M
 Length 11' 7" / 3.53M
 Depth 1' / 0.3M
 Area 65ft² / 6M²
 Volume 150G / 568L

Corporate Office
 2302 Lasso Lane
 Lakeland, Florida 33801
 800-535-7946

Mid America
 8883 W. US. 24
 Wolcott, IN 47997
 877-535-7946

West Coast
 850 N. Davidson St.
 Eloy, AZ 85231
 866-535-7946

San Juan West Africa
 208/212 Broad Street
 Lagos, Nigeria
 +234 802 688 8555