

OUTDOOR LIVING

READING ROCK | 2020



NEW

INTRODUCING...
ALLAN BLOCK, NEW WORLD COURTYARD
& FIELDSTONE SIERRA COLLECTIONS



Kelly and Gordy Rich

As a family-owned manufacturer and supplier of building materials for over 70 years, Reading Rock is excited to offer you a preview of our product solutions for your projects. With a focused Purpose: To help support and finance the initiatives of Rettsyndrome.org; and, grounded by our ROCKS Core Values, it is more than just our products; it is our people that differentiate Reading Rock from other suppliers.

From the plant floor to the job site, you and the products and services you have selected for your project are our top priority. Our dedication to service stems from our passion to provide the right products and services on time, everytime! At Reading Rock, we strive to exceed your expectations with our “yes we can” attitude — that’s when you’ll experience the Reading Rock difference.

We invite you to partner with us for your outdoor living solutions and look forward to helping you make your next project a success!

~ Gordy Rich, President



LIFETIME WARRANTY

Reading Rock, Inc. warrants its products to meet ASTM manufacturing guidelines and specifications provided the products have been installed, used, and maintained according to accepted ASTM masonry standards and as recommended by the manufacturer. (For complete warranty information, please see the Reading Rock, Inc. Terms and Conditions of Sale at www.readingrock.com).

CERTIFIED CONTRACTORS














Reading Rock’s certified installing contractors are among the best in the industry! Get your project started today by contacting one or several of our recommended certified installing contractors and select the one that best fits your outdoor living needs.

Visit readingrock.com to locate a certified contractor near you.

ICON LEGEND

Please refer to these icons for product application options.

- | | | | |
|-------------------------------------------------------------------------------------|---------------------------------------------------------------------------------------|---------------------------------------------------------------------------------------|---------------------------------------------------------------------------------------|
|  |  |  |  |
| HANDCRAFTED | POOL | FOOT TRAFFIC | PATIO |
|  |  |  |  |
| DRIVEWAY | STEP | POST | WALL |
|  |  |  |  |
| OUTDOOR FIREPLACE | OUTDOOR FEATURE | PAVER SEALER | PERMEABLE |

THE PHOTOS IN THIS BROCHURE ARE A CLOSE REPRESENTATION OF OUR ACTUAL COLOR. DUE TO PHOTOGRAPHIC REPRODUCTION LIMITATIONS, EXACT COLOR FIDELITY IS DIFFICULT TO OBTAIN. ACTUAL SAMPLES SHOULD ALWAYS BE VIEWED BEFORE MAKING A FINAL DECISION.



TABLE OF CONTENTS

2020 FEATURED PRODUCTS	4
PAVING STONES	6
Legacy	7
Boardwalk.....	9
Newport + Manhattan	11
Malibu + Ozark + Lexington.....	13
Plymouth + Jamestown	14
Capella	17
Slate.....	19
Travertine.....	21
2CM Porcelain.....	23
ColdStream	25
Oxford Tumbled.....	27
Oxford Non Tumbled.....	29
Concourse	31
Halfmark.....	32
Clay	33
ArchiSlab.....	34
Plank Pavers.....	35
Permeable	36
RiversEdge.....	37
RETAINING WALLS.....	38
AB Europa Collection.....	39
AB Aztec Collection	41
AB Collection.....	43
AB Fieldstone Collection.....	45
Rosetta Kodah	46
ReCon.....	47
AultWall	48
SEATING WALLS.....	50
AB New World + Old Country Courtyard Collection.....	51
AB Courtyard Collection.....	53
Briar Stone.....	55
Bedford.....	57
STEPS + CAPS.....	58
Tread Applications.....	59
Cap Applications	61
HEARTH	62
Fireplaces + Pits.....	62
Stone Veneer	63
ACCESSORIES	66
PATTERNS + SPECIFICATIONS.....	70
Paving Stones	71
Walls.....	75

2020 FEATURED PRODUCTS

Express your personal style with any of these featured products in your outdoor living space. With a focus on innovation and quality, we only provide solutions that make a statement.

AMERICANA COLLECTION p11

- New color blend – Storm.
- Jamestown now available with smooth texture in Charcoal.



PLANK PAVERS p35

- Essence Wood Grain Plank Pavers with an authentic wood grain texture.
- Influence pavers with a contemporary smooth or sandblasted finish.



2 CM PORCELAIN TILE PAVERS p23

- New earth toned blend – Cotto.



HARMONY PERMEABLE PAVERS p36

- Multi-sized permeable pavers compatible for use in machine applications.



ARCHISLAB p34

- 2x2 paver for pedestals and sand set applications.



ALLAN
BLOCK AZTEC
COLLECTION p41

- Impressive smooth and molded face.
- Same system functionality and easily integrated into other AB Collections.



ALLAN BLOCK
NEW WORLD
COURTYARD p50

- New modern look for your seat walls.



ALLAN BLOCK
FIELDSTONE p45

- Non-split faced wall solution offering taller gravity wall options.



BULLNOSE p59

- Single bullnose in Charcoal.
- Vintage double bullnose in Charcoal.



ROSETTA
KODAH p46

- Fresh quarried stone texture with a linear design.




STONE
VENEER p63

- Natural and manufactured thin veneer stone.











// LEGACY MILKY WAY




 8 x 8
(H) 2 3/8" x (D) 8" x (L) 8"

 16 x 16
(H) 2 3/8" x (D) 16" x (L) 16"

 8 x 16
(H) 2 3/8" x (D) 8" x (L) 16"

 16 x 24
(H) 2 3/8" x (D) 16" x (L) 24"



MILKY WAY



STERLING BLEND

All sizes packaged on one pallet for Versailles pattern. Sold in full (128 sq. ft.) and half pallets (64 sq. ft.). Reading Rock recommends using a roller compactor on large format pavers.



// BOARDWALK CALICO, AB COURTYARD HICKORY BLEND



// BOARDWALK RED SKY



6 x 18
(H) 2 $\frac{3}{8}$ " x (D) 6" x (L) 18"



12 x 12
(H) 2 $\frac{3}{8}$ " x (D) 12" x (L) 12"



18 x 18
(H) 2 $\frac{3}{8}$ " x (D) 18" x (L) 18"



18 x 24
(H) 2 $\frac{3}{8}$ " x (D) 18" x (L) 24"


All sizes packaged on one pallet. Sold in full (128 sq. ft.) and half pallets (64 sq. ft.).
Reading Rock recommends using a roller compactor on large format pavers.



// BOARDWALK MILKY WAY, OXFORD NON TUMBLED CHARCOAL BLACK ACCENT



// BOARDWALK RIVERBANK



CALICO



MILKY WAY



RIVERBANK



RED SKY



// NEWPORT STORM



// MANHATTAN FLAGSTONE



// MANHATTAN GRANITE

NEWPORT® COLLECTION SMOOTH TEXTURE



SMALL RECTANGLE
(H) 2 $\frac{3}{8}$ " x (D) 11 $\frac{3}{4}$ " x (L) 17 $\frac{3}{4}$ "



SQUARE
(H) 2 $\frac{3}{8}$ " x (D) 11 $\frac{3}{4}$ " x (L) 11 $\frac{3}{4}$ "



LARGE RECTANGLE
(H) 2 $\frac{3}{8}$ " x (D) 11 $\frac{3}{4}$ " x (L) 23 $\frac{3}{8}$ "

Newport pavers have a micro-beveled edge.

All sizes packaged on one pallet.
Sold in full layers (11.57 sq. ft.).

MANHATTAN® COLLECTION SMOOTH TEXTURE



SMALL RECTANGLE
(H) 2 $\frac{3}{8}$ " x (D) 7 $\frac{1}{8}$ " x (L) 14 $\frac{1}{8}$ "



SQUARE
(H) 2 $\frac{3}{8}$ " x (D) 14 $\frac{1}{8}$ " x (L) 14 $\frac{1}{8}$ "



LARGE RECTANGLE
(H) 2 $\frac{3}{8}$ " x (D) 14 $\frac{1}{8}$ " x (L) 21 $\frac{1}{4}$ "

All sizes packaged on one pallet.
Sold in full layers (10.43 sq. ft.).

COLORS AVAILABLE IN THE NEWPORT + MANHATTAN COLLECTIONS



CANYON CREEK



EARTH



FLAGSTONE



GRANITE



STORM

AMERICANA
COLLECTION



Reading Rock recommends using a roller compactor on large format pavers.
All Americana Collection pavers require a buffer between a compactor and
the paver surface to prevent scuffing.



// OZARK GRANITE



// MALIBU CANYON CREEK

MALIBU® COLLECTION SLATE TEXTURE



SMALL RECTANGLE
(H) 2 3/8" x (D) 4 3/4" x (L) 9 3/8"



SQUARE
(H) 2 3/8" x (D) 9 3/8" x (L) 9 3/8"




LARGE RECTANGLE
(H) 2 3/8" x (D) 9 3/8" x (L) 14 1/8"

All sizes packaged on one pallet.
Sold in full layers (10.43 sq. ft.).

OZARK® COLLECTION SLATE TEXTURE



SMALL RECTANGLE
(H) 2 3/8" x (D) 7 1/8" x (L) 14 1/8"



SQUARE
(H) 2 3/8" x (D) 14 1/8" x (L) 14 1/8"



LARGE RECTANGLE
(H) 2 3/8" x (D) 14 1/8" x (L) 21 1/4"

All sizes packaged on one pallet.
Sold in full layers (10.43 sq. ft.).

LEXINGTON® COLLECTION COBBLESTONE TEXTURE



LEXINGTON 14
(H) 2 3/8" x (D) 5 1/2" x (L) 5 1/2"



LEXINGTON 21
(H) 2 3/8" x (D) 5 1/2" x (L) 8 1/4"

+Available in Lexington Circle. One circle kit is 11' 6" in diameter.

*Lexington 21 available in Charcoal.

Each size sold separately and in full layers
(Lexington 14 - 11.76 sq. ft., Lexington 21 - 13.25 sq. ft.).

COLORS AVAILABLE IN THE MALIBU, OZARK + LEXINGTON COLLECTIONS



CANYON CREEK+



EARTH+



FLAGSTONE+



GRANITE+



STORM



CHARCOAL*

AMERICANA
COLLECTION



Reading Rock recommends using a roller compactor on large format pavers.
All Americana Collection pavers require a buffer between a compactor and
the paver surface to prevent scuffing.

PLYMOUTH + JAMESTOWN//PAVING STONES



PLYMOUTH® COLLECTION SMOOTH TEXTURE



PLYMOUTH
(H) 2 $\frac{3}{8}$ " x (D) 4" x (L) 8"



CHARCOAL



CREAM

The Plymouth paver can be used as an accent with any Americana Collection paver.

Sold in full layers (11.48 sq. ft.).

JAMESTOWN® COLLECTION



JAMESTOWN SMOOTH
(H) 2 $\frac{3}{8}$ " x (D) 2 $\frac{5}{8}$ " x (L) 7 $\frac{7}{8}$ "



CHARCOAL

The Jamestown paver can be used as an accent with any Americana Collection paver.

Sold by the each.

AMERICANA
COLLECTION



All Americana Collection pavers require a buffer between a compactor and the paver surface to prevent scuffing.

READING ROCK'S PURPOSE

Our purpose is to help support and finance the initiatives of Rettsyndrome.org. From providing office space and over two million dollars in funding, every one of our customers and every associate is contributing to help those who can't help themselves.

Rettsyndrome.org's mission is to fund research for treatments and a cure for Rett syndrome while

enhancing the overall quality of life for those living with Rett syndrome by providing information, programs and services.

For more information on Rett syndrome and the devastating impact it has on families, please visit Rettsyndrome.org.







// CAPELLA WHEAT



// CAPELLA WHEAT



12 x 12
(H) 1 3/4" x (D) 12" x (L) 12"



12 x 24
(H) 1 3/4" x (D) 12" x (L) 24"



24 x 24
(H) 1 3/4" x (D) 24" x (L) 24"



WHEAT

Capella should always be sealed with an approved sealing product.
Reading Rock recommends using a roller compactor on large format pavers.



// SLATE APPALACHIAN GRAY, MOUNTAIN GREEN, SIERRA TAN



// SLATE SIERRA TAN



12 x 12
(H) 2" x (D) 12" x (L) 12"



12 x 24
(H) 2" x (D) 12" x (L) 24"



24 x 24
(H) 2" x (D) 24" x (L) 24"



24 x 36
(H) 2" x (D) 24" x (L) 36"

Sealing is recommended for Slate.
Reading Rock recommends using a roller compactor on large format pavers.



// SLATE APPALACHIAN GRAY



APPALACHIAN GRAY



MOUNTAIN GREEN



SIERRA TAN

Enjoy the look and texture of real slate with the added strength of concrete from our manufactured slate pavers. Use one or a combination of colors and sizes to create a unique installation in your landscape.



// TRAVERTINE BEIGE



// TRAVERTINE WALNUT



// TRAVERTINE SILVER



BEIGE



SILVER



WALNUT



VERSAILLES PATTERN
 (H) 1 1/4" x (D) 8" x (L) 8"
 (H) 1 1/4" x (D) 8" x (L) 16"
 (H) 1 1/4" x (D) 16" x (L) 16"
 (H) 1 1/4" x (D) 16" x (L) 24"

Versailles pattern is sold in full pallets (160 sq. ft.) and in packs (8 sq. ft.).



EDGING
 (H) 1 1/4" x (D) 8" x (L) 8"



COPING
 (H) 2" x (D) 12" x (L) 4" (SPECIAL ORDER)
 (H) 2" x (D) 12" x (L) 24" (STOCK ITEM)
 (H) 2" x (D) 16" x (L) 24" (SPECIAL ORDER)



// 2CM PORCELAIN 24 x 24 BLACK CORAL



// 2CM PORCELAIN PENNSYLVANIA FULL COLOR CLEFT PATTERN



PENNSYLVANIA FULL COLOR CLEFT PATTERN*



COTTO*

CREAMSTONE+

BLACK CORAL+



MOONSTONE+

TEX BROWN+

* Stocked in 12 x 12, 12 x 24 and 24 x 24 // + Stocked in 24 x 24
Additional colors available as special order. See associate for details.



// 2CM PORCELAIN COTTO



// 2CM PORCELAIN PENNSYLVANIA FULL COLOR CLEFT PATTERN



12 x 12
(H) 3/4" x (D) 11 3/4" x (L) 11 3/4"




12 x 24
(H) 3/4" x (D) 11 3/4" x (L) 23 1/2"



24 x 24
(H) 3/4" x (D) 23 1/2" x (L) 23 1/2"

Full Bullnose Coping (H) 3/4" x (D) 11 3/4" x (L) 23 1/2" stock item in Pennsylvania Full Color Cleft Pattern only. Additional colors available as special order. See associate for details.



// COLDSTREAM RIVERBANK, BEDFORD RADIUS HICKORY BLEND FIRE PIT



// COLDSTREAM RIVERBANK WITH OXFORD NON TUMBLED IVORY AND HALFMARK CHARCOAL BLACK BORDER



// COLDSTREAM RIVERBANK, AB EUROPA STONECREEK



SQUARE
(H) 2 3/8" x (D) 5 1/2" x (L) 5 1/2"



JUMBO
(H) 2 3/8" x (D) 8 1/4" x (L) 8 1/4"



RECTANGLE
(H) 2 3/8" x (D) 5 1/2" x (L) 8 1/4"



TITAN
(H) 2 3/8" x (D) 8 1/4" x (L) 11"



RIVERBANK



// OXFORD TUMBLED OTTAWA CREEK 2



SQUARE
(H) 2 3/8" x (D) 5 1/2" x (L) 5 1/2"



RECTANGLE
(H) 2 3/8" x (D) 5 1/2" x (L) 8 1/4"



JUMBO
(H) 2 3/8" x (D) 8 1/4" x (L) 8 1/4"



TITAN
(H) 2 3/8" x (D) 8 1/4" x (L) 11"



// OXFORD TUMBLED IVORY



// OXFORD TUMBLED HAMPTON BLEND WITH BEDFORD XL COPING IVORY



HAMPTON BLEND**



OTTAWA CREEK 2*



HERITAGE BUFF*



IVORY



PEWTER



CAMEL BUFF

* Available in all sizes. Please see page 73 for all other color and shapes availability.
 + Available in Oxford circle. One circle kit is 8' 11" in diameter.

// OXFORD NON TUMBLED HERITAGE BUFF, AB OLD COUNTRY COURTYARD STONECREEK WALL



// OXFORD NON TUMBLED HAMPTON BLEND, AB CLASSIC GRANITE WALLS



HAMPTON BLEND*+



OTTAWA CREEK 2**+



HERITAGE BUFF*



IVORY



CHARCOAL BLACK

* Available in all sizes.

** Available in Squares, Rectangles and Jumbo only.

+ Available in Oxford Circle. One circle kit is 8' 11" in diameter. Please see page 73 for all other color and shapes availability.

PAVING STONES // OXFORD NON TUMBLED

// OXFORD NON TUMBLED HAMPTON BLEND, AB COURTYARD HICKORY BLEND WALL, ROCKCAST BUCKSKIN (SPECIAL ORDER) WALL AND POST CAPS



// OXFORD NON TUMBLED IVORY, BEDFORD TUMBLED BUFF PEWTER FIRE PIT AND WALL WITH ROCKCAST CHARLOTTE TAN CAPS



SQUARE
(H) 2 3/8" x (D) 5 1/2" x (L) 5 1/2"



RECTANGLE
(H) 2 3/8" x (D) 5 1/2" x (L) 8 1/4"



JUMBO
(H) 2 3/8" x (D) 8 1/4" x (L) 8 1/4"



TITAN
(H) 2 3/8" x (D) 8 1/4" x (L) 11"



// CONOURSE HERITAGE BUFF, AB CLASSIC HICKORY BLEND WALLS AND CAPS, AB COURTYARD HICKORY BLEND FIRE PIT WITH ROCKCAST CHARLOTTE TAN CAPS



// CONOURSE OTTAWA CREEK 2



6 x 6
(H) 2 3/8" x (D) 5.89" x (L) 5.89"



6 x 12
(H) 2 3/8" x (D) 6" x (L) 12"



12 x 12
(H) 2 3/8" x (D) 12" x (L) 12"



// CONCOURSE HAMPTON BLEND WITH OXFORD NON TUMBLED CHARCOAL BLACK BORDER, AB CLASSIC HICKORY BLEND WALLS AND CAPS



// CONCOURSE HAMPTON BLEND, AB COURTYARD GRANITE WALL AND POSTS WITH ROCKCAST CHARLOTTE TAN CAPS



HAMPTON BLEND



OTTAWA CREEK 2



HERITAGE BUFF



GRANITE



CHARCOAL BLACK*

* Only available in 6x12. Please see page 72 for color and shapes availability.

HALFMARK // PAVING STONES



// HALFMARK HAMPTON BLEND



// HALFMARK OTTAWA CREEK 1



HALFMARK
(H) 2 $\frac{3}{8}$ " x (D) 4" x (L) 8"



CHARCOAL BLACK



HAMPTON BLEND



HERITAGE BUFF



OTTAWA CREEK 1



OTTAWA CREEK 2



// CLAY PAVERS



// CLAY PAVERS



// CLAY PAVERS




Clay pavers often complement the concrete products we produce at Reading Rock. We offer a variety of styles, colors and shapes. Please see associate for clay paver styles and colors available in your market.



Rett syndrome is caused by mutations on the X chromosome on the MECP2 gene

ARCHISLAB//PAVING STONES



// ARCHISLAB STERLING BLEND



(H) 2 3/8" x (D) 24" x (L) 24"



STERLING BLEND



RIVERBANK

Sold by the each.

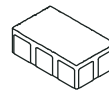


ESSENCE™ WOOD GRAIN

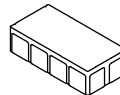


PRIDE

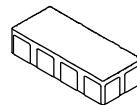
TIMELESS



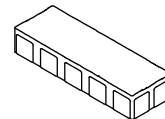
5 3/4 x 9 1/16
(H) 3 7/8" x (D) 5 3/4" x (L) 9 1/16"



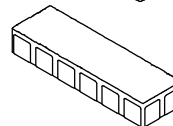
5 3/4 x 11 5/8
(H) 3 7/8" x (D) 5 3/4" x (L) 11 5/8"



5 3/4 x 13 3/8
(H) 3 7/8" x (D) 5 3/4" x (L) 13 3/8"



5 3/4 x 17 1/2
(H) 3 7/8" x (D) 5 3/4" x (L) 17 1/2"



5 3/4 x 19 1/2
(H) 3 7/8" x (D) 5 3/4" x (L) 19 1/2"

INFLUENCE SMOOTH TEXTURE



DREAM

TIMELESS

VISION

Both plank pavers sold by the full layer (10.74 sq. ft.).

Textured paver and patio stone surfaces require a buffer between a compactor and the paver surface to prevent scuffing.

PERMEABLE // PAVING STONES



HYDRABRIC II



HYDRABRIC II
(H) 3 7/32" x (D) 3 49/64" x (L) 8"



GRANITE

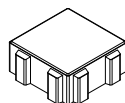
HydraBric II is stocked in granite. Additional colors available as special order. Sold by the pallet (80 sq. ft.).



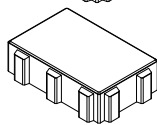
HARMONY



(H) 3 1/8" x (D) 4" x (L) 8"



(H) 3 1/8" x (D) 8" x (L) 8"



(H) 3 1/8" x (D) 4" x (L) 12"



ENDURING

Sold by the pallet (92.08 sq. ft.).
Special order item. Various colors available.



TURFLOCK



TURFLOCK
(H) 3 1/8" x (D) 15 3/4" x (L) 23 5/8"



CHECKER BLOCK



CHECKER BLOCK
(H) 4" x (D) 24" x (L) 24"



RIVERSEDGE
(H) 4" x (D) 4" x (L) 8"



SANDSTONE



STONECREEK

Our edging adds a visually appealing finishing touch and a realistic stone-like facade. Use it to border your landscape or garden and/or use it as an accent within your design.



DOVER
(H) 7⁷/₈" x (D) 10¹/₂" x (L) 17⁵/₈"



PALERMO
(H) 7⁷/₈" x (D) 9¹/₂" x (L) 8³/₁₆"



BORDEAUX
(H) 3¹/₂" x (D) 10¹/₂" x (L) 8³/₁₆"




CORNER
(H) 7⁷/₈" x (D) 7³/₄" x (L) 15⁵/₈"




BARCELONA
(H) 3¹⁵/₁₆" x (D) 10¹/₂" x (L) 17⁵/₈"



CAP
(H) 3⁵/₈" x (D) 11⁷/₈" x (L) 17⁵/₈"



// EUROPA AND OLD COUNTRY COURTYARD STONECREEK



// EUROPA STONECREEK




// EUROPA STONECREEK, PRECAST STEP TRENDS



STONECREEK

The AB Europa Collection offers a variety of patterns to capture the essence of rich, hand-laid stones. These retaining wall blocks can be used individually or blended together in a patterned wall.



AZTEC CLASSIC
(H) 7 $\frac{1}{8}$ " x (D) 11 $\frac{1}{8}$ " x (L) 17 $\frac{1}{8}$ "



AZTEC JUNBO JR.
(H) 7 $\frac{1}{8}$ " x (D) 9 $\frac{1}{2}$ " x (L) 8 $\frac{1}{16}$ "



AZTEC JUNIOR LITE
(H) 3 $\frac{1}{16}$ " x (D) 9 $\frac{1}{2}$ " x (L) 8 $\frac{1}{4}$ "



AZTEC CORNER
(H) 7 $\frac{1}{8}$ " x (D) 7 $\frac{13}{16}$ " x (L) 15 $\frac{5}{8}$ "



AZTEC LITE STONE
(H) 3 $\frac{1}{16}$ " x (D) 10 $\frac{1}{2}$ " x (L) 17 $\frac{5}{8}$ "



AZTEC CAP
(H) 3 $\frac{3}{8}$ " x (D) 11 $\frac{1}{8}$ " x (L) 17 $\frac{1}{8}$ "



// AZTEC GRANITE



// AZTEC GRANITE



GRANITE



Rett syndrome mostly affects girls, but it can occur rarely in boys

// CLASSIC HICKORY BLEND WALL AND CAPS, COURTYARD HICKORY BLEND WALL AND CAPS, ROCKCAST CHARLOTTE TAN POST CAPS, CONCOURSE OTTAWA CREEK 2



// CLASSIC MARBLED BUFF



// CLASSIC GRANITE



CLASSIC
(H) 7⁷/₈" x (D) 11¹/₈" x (L) 17¹/₈"



JUMBO JR.
(H) 7⁷/₈" x (D) 9¹/₂" x (L) 8³/₁₆"



JUNIOR LITE
(H) 3¹/₈" x (D) 9¹/₂" x (L) 8³/₄"



CLASSIC CORNER
(H) 7⁷/₈" x (D) 7¹³/₁₆" x (L) 15⁵/₈"




LITE STONE
(H) 3¹⁵/₁₆" x (D) 10¹/₂" x (L) 17⁷/₈"



CAP
(H) 3³/₈" x (D) 11¹/₈" x (L) 17¹/₈"





// ASHLAR BLEND GRANITE



CHAMPAGNE



GRANITE*



HICKORY BLEND*




MARLED BUFF



NATURAL

*Granite + Hickory Blend available in all sizes. All other colors only available in AB Classic, AB Classic Corner and AB Cap. Please see page 74.





// AB FIELDSTONE SIERRA STONECREEK



812 SIERRA FACING UNIT
 (H) 8" x (D) 13" x (L) 12" (with SAU)
 (H) 8" x (D) 23" x (L) 12" (with LAU)



STONECREEK



824 SIERRA FACING UNIT
 (H) 8" x (D) 13" x (L) 24" (with SAU)
 (H) 8" x (D) 23" x (L) 24" (with LAU)



SIERRA CAP
 (H) 3½" x (D) 11½" x (L) 17½" (Front)
 (H) 3½" x (D) 11½" x (L) 14½" (Back)

SAU=Short Anchoring Unit
 LAU=Long Anchoring Unit

ROSETTA® KODAH//RETAINING WALLS



// ROSETTA KODAH WALL SCIOTO BLEND



// ROSETTA KODAH WALL CUYAHOGA BLEND



ROSETTA KODAH WALL CORNER
(H) 6" x (D) 10½" x (L) 21"



CUYAHOGA BLEND



SCIOTO BLEND

- ROSETTA KODAH WALL
 (H) 6" x (D) 10½" x (L) 12" (H) 6" x (D) 10½" x (L) 30"
 (H) 6" x (D) 10½" x (L) 21" (H) 6" x (D) 10½" x (L) 42"

All sizes packaged on one pallet. Sold in full layers (21 sq. ft.).



// RECON NORTH SHORE GRANITE NATURAL



NORTH SHORE GRANITE*




RUSTIC



WEATHERED EDGE

Various sizes available and made to order for projects. Each unit covers 5.33 sq. ft. Please see associate for leadtimes and details. *Stocked Item.



// RECON NORTH SHORE GRANITE NATURAL



NORTH SHORE GRANITE NATURAL*



RUSTIC NATURAL



WEATHERED EDGE WHEAT



AULTWALL // RETAINING WALLS





// AULTWALL OVERSIZE BEVELED FACE MARBLED BUFF





// AULTWALL OVERSIZE STRAIGHT FACE HICKORY BLEND




 STANDARD
(H) 4" x (D) 8" x (L) 12"

 OVERSIZE STRAIGHT FACE
(H) 6" x (D) 11 $\frac{3}{4}$ " x (L) 16 $\frac{1}{16}$ "

 OVERSIZE BEVELED FACE
(H) 6" x (D) 11 $\frac{3}{4}$ " x (L) 16 $\frac{1}{16}$ "

 OVERSIZE ANGLED CAP
(H) 3" x (D) 10 $\frac{3}{4}$ " x (L) 17 $\frac{7}{8}$ " (front)
(H) 3" x (D) 10 $\frac{3}{4}$ " x (L) 13 $\frac{1}{4}$ " (back)



HICKORY BLEND*



MARBLED BUFF



NATURAL

* Hickory Blend is only available in oversized straight face and oversized angled cap. Please see page 74.

// ALLAN BLOCK RETAINING WALL




// ALLAN BLOCK RETAINING WALL



// PAVERS + NATURAL STONE

// PAVERS, FIREPLACE + STONE VENEER



// ALLAN BLOCK FIELDSTONE



// AB NEW WORLD COURTYARD



Introducing the newest creation from Allan Block - New World Courtyard. This collection provides the simplicity of the traditional Courtyard product, but provides a unique non-split, natural looking face. Introduced in our granite color, this seat wall is sure to provide the aesthetic you are seeking.



YORK
(H) 6" x (D) 7" x (L) 9" (front)
(H) 6" x (D) 7" x (L) 7½" (back)



DUBLIN
(H) 6" x (D) 7" x (L) 16½"



WALL CAP*
(H) 3½" x (D) 10" x (L) 9¼" (front)
(H) 3½" x (D) 10" x (L) 7" (back)



CORNER
(H) 6" x (D) 7" x (L) 15½" (front)
(H) 6" x (D) 7" x (L) 15" (back)



**NEW WORLD
COURTYARD
GRANITE**



*1 in every 4 units on a pallet is a wall end cap.

SEATING WALLS // AB OLD COUNTRY COURTYARD COLLECTION™



YORK
(H) 6" x (D) 7" x (L) 9" (front)
(H) 6" x (D) 7" x (L) 7½" (back)



DUBLIN
(H) 6" x (D) 7" x (L) 16½"



WALL CAP*
(H) 3½" x (D) 10" x (L) 9¼" (front)
(H) 3½" x (D) 10" x (L) 7" (back)



CORNER
(H) 6" x (D) 7" x (L) 15½" (front)
(H) 6" x (D) 7" x (L) 15" (back)



**OLD COUNTRY
COURTYARD
STONECREEK**

*1 in every 4 units on a pallet is a wall end cap.



// AB COURTYARD HICKORY BLEND WALL AND CAPS, ROCKCAST CHARLOTTE TAN POST CAPS, CONCORSE OTTAWA CREEK 2



// AB COURTYARD GRANITE WALL WITH ROCKCAST CHARLOTTE TAN CAPS AND FIRE PIT WITH CUSTOM COLOR CAPS, OXFORD TUMBLED OTTAWA CREEK 2 AND CHARCOAL BLACK BORDER



YORK
(H) 6" x (D) 7" x (L) 9" (front)
(H) 6" x (D) 7" x (L) 7½" (back)



CORNER
(H) 6" x (D) 7" x (L) 15½" (front)
(H) 6" x (D) 7" x (L) 15" (back)



DUBLIN
(H) 6" x (D) 7" x (L) 16½"



WALL CAP*
(H) 3½" x (D) 10" x (L) 9¼" (front)
(H) 3½" x (D) 10" x (L) 7" (back)



*1 in every 4 units on a pallet is a wall end cap.



// AB COURTYARD HICKORY BLEND WITH ROCKCAST CHARLOTTE TAN WALL AND POST CAPS, AB CLASSIC HICKORY BLEND WALL



// AB COURTYARD HICKORY BLEND WALL WITH ROCKCAST CHARLOTTE TAN WALL AND POST CAPS



GRANITE



HICKORY BLEND



Rett syndrome is a rare neurological disorder that is recognized in infancy



// BRIAR STONE GRANITE WITH ROCKCAST CHARLOTTE TAN WALL AND POST CAPS, CONCOURSE OTTAWA CREEK 2



// BRIAR STONE GRANITE WITH ROCKCAST CHARLOTTE TAN WALL AND POST CAPS, CONCOURSE OTTAWA CREEK 2



LITE
(H) 3 3/8" x (D) 8" x (L) 17 1/2"



COLUMN
(H) 3 3/8" x (D) 8" x (L) 14"



GRANITE



// BEDFORD RUSTIC ROCK, MALIBU CANYON CREEK




// BEDFORD HICKORY BLEND, BOARDWALK CALICO WITH OXFORD TUMBLED HERITAGE BUFF BORDER



STANDARD
(H) 3¹⁵/₁₆" x (D) 7⁷/₈" x (L) 11¹³/₁₆"



RADIUS
(H) 3¹⁵/₁₆" x (D) 7⁷/₈" x (L) 9"
(H) 3¹⁵/₁₆" x (D) 7⁷/₈" x (L) 6"
(back)



// BEDFORD HICKORY BLEND, BOARDWALK CALICO WITH OXFORD TUMBLED HERITAGE BUFF BORDER



BUFF/PEWTER+

GRANITE+

HICKORY BLEND+

RUSTIC ROCK



// PRECAST NATURAL GRAY STEP TREAD




// ROCKCAST CHARLOTTE TAN STEP TREAD



// PRECAST NATURAL STEP TREAD



PRECAST STEP TREAD
(H) 6" x (D) 30" x (L) 48"



NATURAL GRAY



ROCKCAST STEP TREAD
(H) 6" x (D) 20" x (L) 36"



CHARLOTTE TAN



PRECAST STEP TREAD
(H) 6½" x (D) 26" x (L) 48"



WHEAT



NATURAL



BEDFORD XL COPING
(H) 2 3/8" x (D) 7 7/8" x (L) 14"



IVORY

Bedford XL Coping has a double bullnose. Coping can also be used as a seat wall cap.



SINGLE BULLNOSE PAVER
(H) 2 3/8" x (D) 6" x (L) 12"



VINTAGE DOUBLE BULLNOSE PAVER
(H) 2 3/4" x (D) 6" x (L) 12"



CHARCOAL

Single Bullnose pavers have a single sided bullnose and can be used either as a step tread or pool coping.



// ROCKCAST CHARLOTTE TAN POST CAPS, AB COURTYARD AND AB LITE HICKORY BLEND WALL, OXFORD NON TUMBLED HERITAGE BUFF



// ROCKCAST BUFFSTONE (SPECIAL ORDER) WALL CAP, STONECRAFT LAUREL CAVERN LEDGE HAMILTON



// ROCKCAST BUCKSKIN (SPECIAL ORDER) POST AND WALL CAPS, AB COURTYARD HICKORY BLEND



WALL CAP
(H) 2¼" x (D) 12" x (L) 32"

2¼" FLAT POST CAP
(H) 2¼" x (D) 24" x (L) 24"
(H) 2¼" x (D) 26" x (L) 26"

WALL CAP END
(H) 2¼" x (D) 12" x (L) 32"

WALL CAP RADIUS
(H) 2¼" x (D) 12" x (L) 9⅞" (front)
(H) 2¼" x (D) 12" x (L) 7⅞" (back)

3" FLAT POST CAP
(H) 3" x (D) 24" x (L) 24"
(H) 3" x (D) 26" x (L) 26"



CHARLOTTE TAN

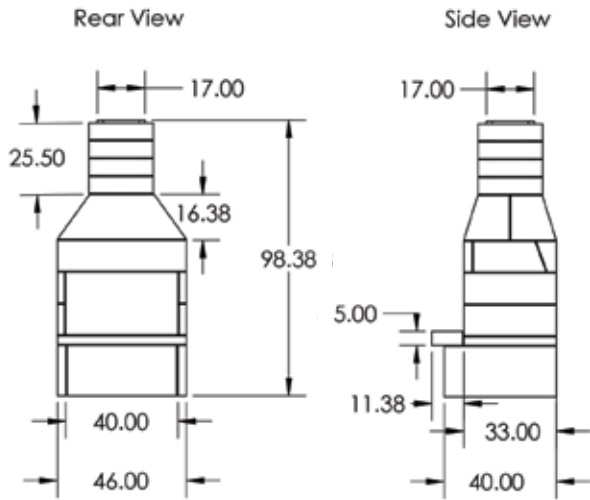


// STONE AGE FIREPLACE WITH STONECRAFT LEDGESTONE PENNSYLVANIA

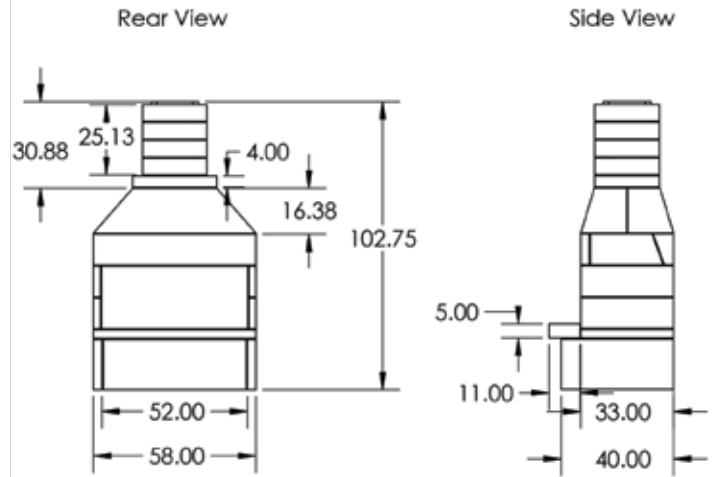


// STONE AGE FIREPLACE AND TWO WOOD STORAGE BOXES WITH NATURAL STONE

SA36 KIT



SA48 KIT



KIT MODEL	Overall Height	Overall Depth	Overall Width	Firebox Opening Height	Smoke Chamber Height	Overall Weight	Surface Space for Finish Veneer
SA36 ARCHED FRONT FIREPLACE KIT	98.38"	44"	46"	28"	24"	2,800 lbs.	100 sq. ft. 32 in. ft. corners (Veneer sold separately.)
SA48 ARCHED FRONT FIREPLACE KIT	102.75"	44"	58"	28"	24"	3,100 lbs.	125 sq. ft. 32 in. ft. corners (Veneer sold separately.)
OPTIONAL: ARCHED OPENING WOOD STORAGE BOXES	36"	33"	36"	N/A	N/A	585 lbs.	29 sq. ft. 12 in. ft. corners (Veneer sold separately.)

See page 63 for stone veneer options. RockCast hearth caps available. See associate for details.



READY-TO-FINISH
FIREPLACE



- Fireplace sold with fiber cement board finish. See below for stone veneer finishing options.
- Fire glass media or lava rock sold separately.
- Models 96" or less ship in one piece. RockCast hearth caps available.
- Special order item. See associate for details.

MODEL (Available in Gas or LP)	Overall Height	Overall Depth	Overall Width	Viewing Area All 20" H	Surface Space for Finish Veneer
SINGLE SIDE OPENING OR SEE-THROUGH OPENING MANUAL IGNITION INCLUDES BURNER	48" 60"	18"	72"	40" W	Ranges from 59 sq. ft. - 119 sq. ft. Ranges from 31 in. ft. - 45 in. ft. corners (Veneer sold separately.)
SINGLE SIDED OPENING OR SEE-THROUGH OPENING DIRECT SPARK IGNITION INCLUDES BURNER	48" 60"	18"	72" 92" 108" 120" 132" 144" 156"	40" W 60" W 72" W 84" W 96" W 108" W 120" W	Ranges from 59 sq. ft. - 119 sq. ft. Ranges from 31 in. ft. - 45 in. ft. corners (Veneer sold separately.)

TOP TIER STONE VENEER (NATURAL STONE)



CAMEL BUFF



KY FIELDSTONE



CANYON GREY

STONECRAFT STONE VENEER



HERITAGE HAMILTON



HERITAGE PENNSYLVANIA



LEDGESTONE HAMILTON



LEDGESTONE
KINGSFORD GREY



LEDGESTONE
PENNSYLVANIA

BEDFORD FIREPLACE KITS

FIREPLACE SENIOR KIT

8' (H) x 5' (D) x 10' (L) FINISHED DIMENSIONS (NOMINAL)
23" (H) x 24" (L) OPENING (NOMINAL)

FIREPLACE JUNIOR KIT

8.7' (H) x 4' (D) x 4' (L) FINISHED DIMENSIONS (NOMINAL)
23" (H) x 24" (L) OPENING (NOMINAL)

BEDFORD FIREPLACE KITS INCLUDE THE FOLLOWING
(APPROPRIATE FOR FIREPLACE SIZE):

- BEDFORD UNITS
- LINTEL
- SHIMS
- CLAY FLU
- HEAT RESISTANT CEMENT
- HOW-TO INSTRUCTIONS
- FIREBRICK
- HOLLOW CORE & SOLID BLOCK
- SLATE PAVING STONE
- ADHESIVE
- CHIMNEY CAP

Special order item.

COLORS AVAILABLE IN THE FIREPLACE + FIRE PIT KITS



BUFF/PEWTER*



GRANITE*



HICKORY BLEND*



RUSTIC ROCK

* Fire pit kit color options.



// BEDFORD FIREPLACE SR. BUFF/PEWTER WITH SLATE SIERRA TAN CAPS,
OXFORD TUMBLED HAMPTON BLEND



// BEDFORD FIREPLACE JR. HICKORY BLEND WITH ROCKCAST CHARLOTTE
TAN CAPS, BOARDWALK PEPPERCORN (SPECIAL ORDER)

BEDFORD FIRE PIT KITS

30" FIRE PIT

30" INSIDE DIAMETER
46" OUTSIDE DIAMETER
16" TALL

42" FIRE PIT

42" INSIDE DIAMETER
58" OUTSIDE DIAMETER
16" TALL

BEDFORD FIRE PIT KITS INCLUDE THE FOLLOWING
(APPROPRIATE FOR FIRE PIT SIZE):

- BEDFORD RADIUS UNITS
- GALVANIZED STEEL RING

Optional RockCast caps available and recommended for gas fire pits only.
Firegear gas burners available. See associate for details.



// BEDFORD RADIUS BUFF/PEWTER, BOARDWALK CALICO



// AB COURTYARD HICKORY BLEND FIRE PIT AND WALL WITH ROCKCAST BUCKSKIN (SPECIAL ORDER) CAPS, CONCOURSE HAMPTON BLEND

AB COURTYARD COLLECTION FIRE PIT



STONECREEK



GRANITE



HICKORY BLEND

Optional RockCast caps available and recommended for gas fire pits only. Firegear gas burners available. See associate for details.



// ROSETTA KODAH FIRE PIT

ROSETTA KODAH FIRE PIT KITS

48" INSIDE
51" OUTSIDE
12" TALL

ROSETTA KODAH FIRE PIT KITS INCLUDE THE FOLLOWING:

- KODAH UNITS
- 3 - 10 OZ. TUBES OF ADHESIVE
- STEEL LINER



CUYAHOGA BLEND



SCIOTO BLEND

Firegear gas burners available. See associate for details.



// STONEAGE FIRE PIT WITH STONECRAFT LAUREL CAVERN CHARDONNAY VENEER WITH ROCKCAST BUCKSKIN (SPECIAL ORDER) CAPS

STONE AGE FIRE PIT

48" FIRE PIT
42" INSIDE DIAMETER
48" OUTSIDE DIAMETER
18" TALL

Stone Age fire pits can be used as gas or wood.

Requires 25 square feet of veneer, sold separately. See page 63 for stone veneer options. Firebrick is not required; however, if desired, will need 90 pieces.

9" wide, 3" thick RockCast caps are available and are recommended for gas burning only. Firegear gas burners available. See associate for details.

ACCESSORIES//PAVING & WALL SYSTEMS

At Reading Rock, we offer a variety of accessory items to help complete your project. From polymeric sand to geogrid reinforcement you can rest assured we have the best accessories to support your project.

AB GEOGRID

Perfect for most residential walls under 6' in height, this is a bi-axial geogrid that can be laid parallel to the wall face.



ALLIANCE POLYMERIC SANDS

Polymeric sands help stabilize and protect the joints of your paver projects.

50 lbs. and 35 lbs. bags available, depending on sand type.



STRATA GEOGRIDS

Strata, an industry leader in geotextile products, makes geogrids to help you build walls with a limitless height.



SEK PAVER JOINT SAND

For those jobs not utilizing polymeric sand this is a specific gradation to help stabilize the joint of your pavers.

50 lbs. bags available.



PAVE EDGE AND SNAP EDGE

To help secure the edges of your paver project.



SUREBOND SEALERS

For protection and/or to enhance your paver surfaces.



SLEEVE-IT®

For installing fence and/or railing posts behind your retaining wall.



WALL DRAIN PRO®

Easily vent the drain pipes from behind your retaining wall.



UNIQUE LIGHTING

Bring your project to life at night with industry leading lighting.





// PRECAST COLUMNS

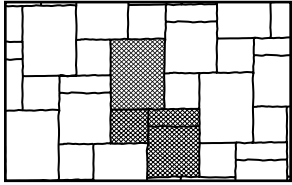
SITE EXPERTS

With over 70 years of manufacturing experience, we understand the uniqueness of every site. Our custom site solutions allow you to create the exact look and feel you envision. From custom pavers, steps, copings, bollards and various site furnishings, Reading Rock is here to provide the perfect products for every application.

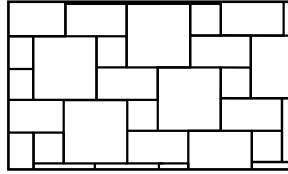


PAVING STONE PATTERNS

BOARDWALK



CAPELLA, CONCOURSE, SLATE




PATTERN 57

24" x 24" = 57% (12" x 12" CONCOURSE)

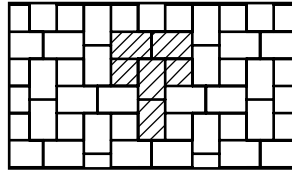
12" x 24" = 29% (6" x 12" CONCOURSE)

12" x 12" = 14% (6" x 6" CONCOURSE)

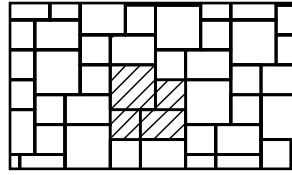
COLDSTREAM, LEXINGTON AND OXFORD



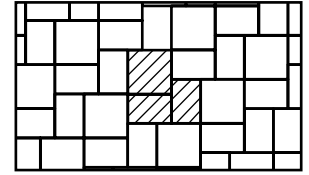
MUSTER D
RECTANGLE = 60%
SQUARE = 40%



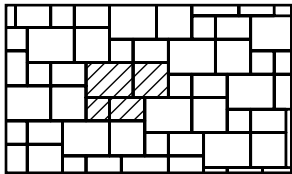
MUSTER K
RECTANGLE = 70%
SQUARE = 30%



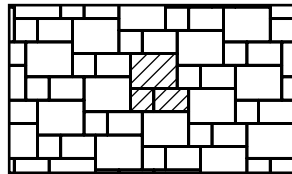
MUSTER P*
JUMBO = 39.1%
RECTANGLE = 26.1%
SQUARE = 34.8%



MUSTER R*
JUMBO = 42.9%
RECTANGLE = 57.1%



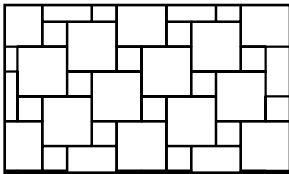
MUSTER S*
TITAN = 38.7%
JUMBO = 29.0%
RECTANGLE = 19.4%
SQUARE = 12.9%



MUSTER T*
TITAN = 54.5%
RECTANGLE = 27.2%
SQUARE = 18.3%

*Coldstream and Oxford only.

CONCOURSE

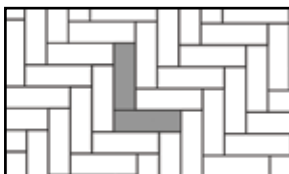


WIND MILL ASHLAR

12" x 12" = 80%

6" x 6" = 20%

JAMESTOWN



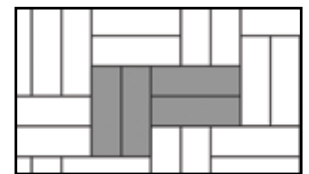
90° HERRINGBONE



RUNNING BOND

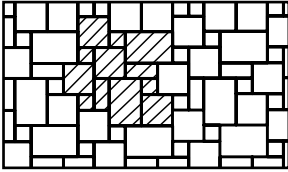


PATTERN A



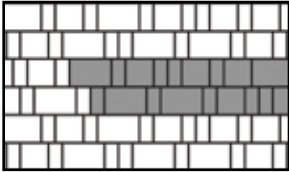
PATTERN B

LEGACY

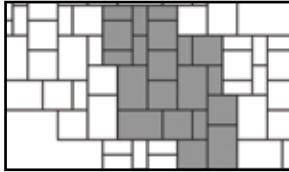


VERSAILLES

MALIBU



PATTERN A

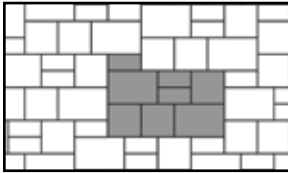


PATTERN B

MANHATTAN



PATTERN A

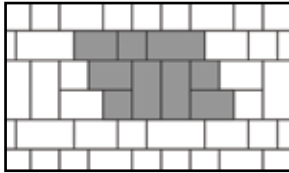


PATTERN B

NEWPORT

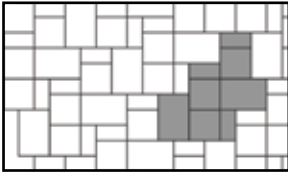


PATTERN A

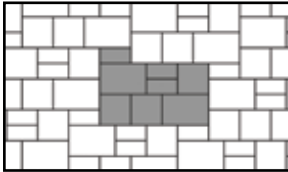


PATTERN B

OZARK

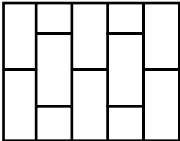


PATTERN A

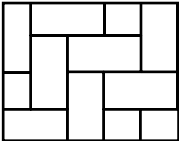


PATTERN B

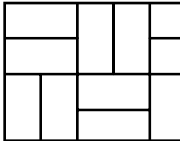
PLYMOUTH, HALFMARK AND CLAY



RUNNING BOND
Can be used with any rectangle.



90° HERRINGBONE
Can be used with any rectangle.



BASKET WEAVE
HALFMARK = 100%

PAVING STONES	Product	Dimensions* (D x L x H)	Pieces per Strap, Total sq. ft.	Straps per Pallet, Total sq. ft.	Weight per Pallet	Stock Colors
2CM TILE	12" x 12"	11.75" x 11.75" x .75"	5 pcs. per carton	45 cartons per pallet	2,025 lbs.	Cotto, Full Color Cleft Pattern
	12" x 24"	11.75" x 23.33" x .75"	4 pcs. per carton	40 cartons per pallet	2,880 lbs.	Cotto, Full Color Cleft Pattern
	24" x 24"	23.33" x 23.33" x .75"	2 pcs. per carton	36 cartons per pallet	2,592 lbs.	Black Coral, Cotto, Creamstone, Full Color Cleft Pattern, Moonstone, Tex Brown
	Full Bullnose Coping	11.75" x 23.33" x .75"	2 pcs. per carton	40 cartons per pallet	1,440 lbs.	Cotto, Full Color Cleft Pattern
ARCHISLAB	ArchiSlab	24" x 24"	24 pcs. per pallet	96 sq. ft. per pallet	2,328 lbs.	Riverbank, Sterling Blend
BOARDWALK	Boardwalk - Full Pallet	Various (6" x 18", 12" x 12", 18" x 18", 18" x 24")	n/a	128 sq. ft. per pallet	3,456 lbs.	Calico, Milky Way, Red Sky, Riverbank
	Boardwalk - Half Pallet	Various (6" x 18", 12" x 12", 18" x 18", 18" x 24")	n/a	64 sq. ft. per pallet	1,728 lbs.	Calico, Milky Way, Red Sky, Riverbank
CAPELLA	12" x 12"	12" x 12" x 1.75"	48 pcs. per pallet	n/a	1,008 lbs.	Wheat
	12" x 24"	12" x 24" x 1.75"	48 pcs. per pallet	n/a	2,064 lbs.	Wheat
	24" x 24"	24" x 24" x 1.75"	24 pcs. per pallet	n/a	2,016 lbs.	Wheat
COLDSTREAM	Square	5.5" x 5.5"	60 pcs./strap = 12.625 sq. ft.	8 straps/pallet = 101 sq. ft.	2,727 lbs.	Riverbank
	Rectangle	5.5" x 8.25"	60 pcs./strap = 19 sq. ft.	5 straps/pallet = 95 sq. ft.	2,565 lbs.	Riverbank
	Jumbo	8.25" x 8.25"	40 pcs./strap = 18.6 sq. ft.	5 straps/pallet = 93 sq. ft.	2,511 lbs.	Riverbank
	Titan	8.25" x 11"	40 pcs./strap = 25.25 sq. ft.	4 straps/pallet = 101 sq. ft.	2,727 lbs.	Riverbank
CONCOURSE	6" x 6"	5.89" x 5.89"	60 pcs./strap = 15 sq. ft.	7 straps/pallet = 105 sq. ft.	2,835 lbs.	Granite, Hampton Blend, Heritage Buff, Ottawa Creek 2
	6" x 12"	6" x 12"	30 pcs./strap = 15 sq. ft.	7 straps/pallet = 105 sq. ft.	2,835 lbs.	Charcoal Black, Granite, Hampton Blend, Heritage Buff, Ottawa Creek 2
	12" x 12"	12" x 12"	30 pcs./strap = 30 sq. ft.	4 straps/pallet = 120 sq. ft.	3,240 lbs.	Granite, Hampton Blend, Heritage Buff, Ottawa Creek 2
ESSENCE	Essence - Full Layer	Various (5.75" x 9.6875" x 3.125", 5.75" x 11.625" x 3.125", 5.75" x 13.625" x 3.125", 5.75" x 17.5" x 3.125", 5.75" x 19.5" x 3.125")	10.74 sq. ft. per layer	85.92 sq. ft. per pallet	3,210 lbs.	Pride, Timeless
HALFMARK	Halfmark	4" x 8"	90 pcs./strap = 20 sq. ft.	5 straps/pallet = 100 sq. ft.	2,700 lbs.	Charcoal Black, Hampton Blend, Heritage Buff, Ottawa Creek 1, Ottawa Creek 2
INFLUENCE	Influence - Full Layer	Various (5.75" x 9.6875" x 3.125", 5.75" x 11.625" x 3.125", 5.75" x 13.625" x 3.125", 5.75" x 17.5" x 3.125", 5.75" x 19.5" x 3.125")	10.74 sq. ft. per layer	85.92 sq. ft. per pallet	3,210 lbs.	Dream, Timeless, Vision
JAMESTOWN	Jamestown	2.625" x 7.875"	390 pcs. per pallet	54.6 sq. ft. per pallet	1,583 lbs.	Charcoal
LEGACY	Legacy - Full Pallet	Various (8" x 8", 8" x 16", 16" x 16", 16" x 24")	n/a	128 sq. ft. per pallet	3,456 lbs.	Milky Way, Sterling Blend
	Legacy - Half Pallet	Various (8" x 8", 8" x 16", 16" x 16", 16" x 24")	n/a	64 sq. ft. per pallet	1,728 lbs.	Milky Way, Sterling Blend
LEXINGTON	14	5.5" x 5.5"	11.76 sq. ft. per layer	105.84 sq. ft. per pallet	3,069 lbs.	Canyon Creek, Earth, Flagstone, Granite, Storm
	21	5.5" x 8.25"	13.25 sq. ft. per layer	106 sq. ft. per pallet	3,074 lbs.	Canyon Creek, Charcoal, Earth, Flagstone, Granite, Storm
	Circle		Full Pallet Only	103.84 sq. ft. per pallet	3,011 lbs.	Canyon Creek, Earth, Flagstone, Granite
MALIBU	Malibu - Full Layer	Various (4.75" x 9.375", 9.375" x 9.375", 9.375" x 14.125")	12.29 sq. ft. per layer	98.32 sq. ft. per pallet	2,851 lbs.	Canyon Creek, Earth, Flagstone, Granite, Storm
MANHATTAN	Manhattan - Full Layer	Various (7.125" x 14.125", 14.125" x 14.125", 14.125" x 21.25")	10.43 sq. ft. per layer	104.3 sq. ft. per pallet	3,024 lbs.	Canyon Creek, Earth, Flagstone, Granite, Storm
NEWPORT	Newport - Full Layer	Various (11.75" x 17.75", 11.75" x 11.75", 11.75" x 23.625")	11.57 sq. ft. per layer	104.13 sq. ft. per pallet	3,020 lbs.	Canyon Creek, Earth, Flagstone, Granite, Storm
OXFORD NON TUMBLED	Square	5.5" x 5.5"	60 pcs./strap = 12.625 sq. ft.	8 straps/pallet = 101 sq. ft.	2,727 lbs.	Charcoal Black, Hampton Blend, Heritage Buff, Ivory, Ottawa Creek 2
	Rectangle	5.5" x 8.25"	60 pcs./strap = 19 sq. ft.	5 straps/pallet = 95 sq. ft.	2,565 lbs.	Charcoal Black, Hampton Blend, Heritage Buff, Ivory, Ottawa Creek 2
	Jumbo	8.25" x 8.25"	40 pcs./strap = 18.6 sq. ft.	5 straps/pallet = 93 sq. ft.	2,511 lbs.	Hampton Blend, Heritage Buff, Ottawa Creek 2
	Titan	8.25" x 11"	40 pcs./strap = 25.25 sq. ft.	4 straps/pallet = 101 sq. ft.	2,727 lbs.	Hampton Blend, Heritage Buff
	Oxford Circle	Center Half Stone: 3.1875" x 6.375" Inner Circle Stone: 7.1875" x 2.75" x 6.25" Three Quarter Stone: 4.75" x 6.25" Outer Circle Stone: 5.25" x 4" x 6.25" Half Stone: 3.125" x 6.25"	Full Pallets Only	76 sq. ft.	2,052 lbs.	Hampton Blend, Ottawa Creek 2

PAVING STONES	Product	Dimensions* (D x L x H)	Pieces per Strap, Total sq. ft.	Straps per Pallet, Total sq. ft.	Weight per Pallet	Stock Colors
OXFORD TUMBLED	Square	5.5" x 5.5"	60 pcs./strap = 12.625 sq. ft.	8 straps/pallet = 101 sq. ft.	2,727 lbs.	Hampton Blend, Heritage Buff, Ivory, Ottawa Creek 2, Pewter
	Rectangle	5.5" x 8.25"	60 pcs./strap = 19 sq. ft.	5 straps/pallet = 95 sq. ft.	2,565 lbs.	Camel Buff, Hampton Blend, Heritage Buff, Ivory, Ottawa Creek 2, Pewter
	Jumbo	8.25" x 8.25"	40 pcs./strap = 18.6 sq. ft.	5 straps/pallet = 93 sq. ft.	2,511 lbs.	Hampton Blend, Heritage Buff, Ottawa Creek 2
	Titan	8.25" x 11"	40 pcs./strap = 25.25 sq. ft.	4 straps/pallet = 101 sq. ft.	2,727 lbs.	Hampton Blend, Heritage Buff, Ottawa Creek 2
	Circle	Center Half Stone: 3.1875" x 6.375" Inner Circle Stone: 7.1875" x 2.75" x 6.25" Three Quarter Stone: 4.75" x 6.25" Outer Circle Stone: 5.25" x 4" x 6.25" Half Stone: 3.125" x 6.25"	Full Pallets Only	76 sq. ft.	2,052 lbs.	Hampton Blend
OZARK	Ozark - Full Layer	Various (7.125" x 14.125", 14.125" x 14.125", 14.125" x 21.25")	10.43 sq. ft. per layer	104.3 sq. ft. per pallet	3,024 lbs.	Canyon Creek, Earth, Flagstone, Granite, Storm
PLYMOUTH	Plymouth - Full Layer	4" x 8"	11.48 sq. ft. per layer	103.32 sq. ft. per pallet	2,999 lbs.	Charcoal, Cream
SLATE	12" x 12"	12" x 12" x 2"	80 pcs. per pallet	n/a	2,060 lbs.	Appalachian Gray, Mountain Green, Sierra Tan
	12" x 24"	12" x 24" x 2"	40 pcs. per pallet	n/a	2,180 lbs.	Appalachian Gray, Mountain Green, Sierra Tan
	18" x 18"	18" x 18" x 2"	40 pcs. per pallet	n/a	2,220 lbs.	Appalachian Gray, Mountain Green, Sierra Tan
	18" x 24"	18" x 24" x 2"	20 pcs. per pallet	n/a	1,520 lbs.	Appalachian Gray, Mountain Green, Sierra Tan
	24" x 24"	24" x 24" x 2"	20 pcs. per pallet	n/a	2,000 lbs.	Appalachian Gray, Mountain Green, Sierra Tan
	24" x 36"	24" x 36" x 2"	20 pcs. per pallet	n/a	3,040 lbs.	Appalachian Gray, Mountain Green, Sierra Tan
TRAVERTINE	Versailles Pattern - Full Pallet	Various (8"x8", 8"x16", 16"x16", 16"x24") All sizes are 1.25" thick.	n/a	160 sq. ft. per pallet	2,400 lbs.	Beige, Silver, Walnut
	Versailles Pattern - Pack	Various (8"x8", 8"x16", 16"x16", 16"x24") All sizes are 1.25" thick.	8 sq. ft. per pack	n/a	120 lbs.	Beige, Silver, Walnut
	Border	8" x 8" x 1.25"	360 pcs. per pallet	n/a	2,500 lbs.	Beige, Silver, Walnut
	Coping	12" x 24" x 2"	40 pcs. per pallet	n/a	1,960 lbs.	Beige, Silver, Walnut

EDGING	Product	Dimensions* (D x L x H)	Pieces per Strap, Total sq. ft.	Straps per Pallet, Total sq. ft.	Weight per Pallet	Stock Colors
	RiversEdge	4" x 8" x 4"	240 pcs./pallet	160 linear ft. per pallet	2,040 lbs.	Sandstone, Stonecreek

PERMEABLE PAVERS	Product	Dimensions* (D x L x H)	Pieces per Strap, Total sq. ft.	Straps per Pallet, Total sq. ft.	Weight per Pallet	Stock Colors
	Checker Block	24" x 24" x 4"	1 unit = 4 sq. ft.	28 each = 112 sq. ft.	2,660 lbs.	Natural
	Harmony	Various (4" x 8" x 3.125", 8" x 8" x 3.125", 8" x 12" x 3.125")	Full Pallets Only	92.08 sq. ft. per pallet	3,370 lbs.	Various Colors Available
	HydraBric II	3.76" x 8" x 3.15" (full piece) 3.76" x 3.76" x 3.15" (half piece)	Full Pallets Only	80 sq. ft. (288 full pcs., 64 half pcs.)	2,920 lbs.	Granite
	TurfLock	15.75" x 23.625" x 3.125"	1 unit = 2.59 sq. ft.	32 each = 82.88 sq. ft.	2,048 lbs.	Concrete Gray

TREAD APPLICATIONS	Product	Dimensions* (D x L x H)	Units per sq. ft.	Units per Pallet	Weight per Pallet	Stock Colors
	Bedford XL Coping	7.875" x 14" x 2.375"	.765	54	1,080 lbs.	Ivory
	Single-Sided Bullnose	6" x 12" x 2.375"	.5	168	2,268 lbs.	Charcoal
	Vintage Double Bullnose	6" x 12" x 2.75"	.5	192	3,072 lbs.	Charcoal

WALLS	Product	Dimensions* (H x D x L)	Weight	Pieces per Pallet	Product Weight per Full Pallet	Stock Colors
AB AZTEC COLLECTION	Aztec Classic	7.875" x 11.875" x 17.625"	77 lbs.	40	3,080 lbs.	Granite
	Aztec Jumbo Jr.	7.875" x 9.5" x 8.8125"	34 lbs.	80	2,720 lbs.	Granite
	Aztec Lite Stone	3.9375" x 10.5" x 17.625"	42 lbs.	64	2,688 lbs.	Granite
	Aztec Junior Lite	3.9375" x 9.5" x 8.75"	25 lbs.	128	3,200 lbs.	Granite
	Aztec Corner	7.875" x 7.8125" x 15.625"	53 lbs.	36	1,908 lbs.	Granite
	Aztec Cap	3.625" x 11.875" x 17.625"	56 lbs.	64	3,584 lbs.	Granite
AB COLLECTION	Classic	7.875" x 11.875" x 17.625"	80 lbs.	40	3,200 lbs.	Champagne, Granite, Hickory Blend, Marbled Buff, Natural
	Jumbo Jr.	7.875" x 9.5" x 8.8125"	36 lbs.	80	2,880 lbs.	Granite, Hickory Blend
	Lite Stone	3.9375" x 10.5" x 17.625"	48 lbs.	64	3,072 lbs.	Granite, Hickory Blend
	Junior Lite	3.9375" x 9.5" x 8.75"	25 lbs.	128	3,200 lbs.	Granite, Hickory Blend
	Classic Corner	7.875" x 7.8125" x 15.625"	60 lbs.	36	2,160 lbs.	Champagne, Granite, Hickory Blend, Marbled Buff, Natural
	Cap	3.625" x 11.875" x 17.625"	60 lbs.	64	3,840 lbs.	Champagne, Granite, Hickory Blend, Marbled Buff, Natural
AB COURTYARD COLLECTION	York	6" x 7" x 9" (front) 6" x 7" x 7.5" (back)	21 lbs.	72	1,512 lbs.	Courtyard-Granite, Hickory Blend New World-Granite Old Country-Stonecreek
	Dublin	6" x 7" x 16.5" (front and back)	45 lbs.	72	3,240 lbs.	Courtyard-Granite, Hickory Blend New World-Granite Old Country-Stonecreek
	Corner	6" x 7" x 15.5" (front) 6" x 7" x 15" (back)	44 lbs.	72	3,168 lbs.	Courtyard-Granite, Hickory Blend New World-Granite Old Country-Stonecreek
	Wall Cap	3.5" x 10" x 9.25" (front) 3.5" x 10" x 7" (back)	22 lbs.	144	3,168 lbs.	Courtyard-Granite, Hickory Blend New World-Granite Old Country-Stonecreek
Wall Caps and Wall End Caps are packaged on the same pallet: (108 wall caps / 36 wall ends caps per pallet). Wall End Cap can be used in-line.						
AB EUROPA COLLECTION	Dover	7.875" x 10.5" x 17.625"	88 lbs.	40	3,520 lbs.	Stonecreek
	Palermo	7.875" x 9.5" x 8.8125"	41 lbs.	80	3,280 lbs.	Stonecreek
	Barcelona	3.9375" x 10.5" x 17.625"	48 lbs.	64	3,072 lbs.	Stonecreek
	Bordeaux	3.9375" x 10.5" x 8.8125"	25 lbs.	128	3,200 lbs.	Stonecreek
	Corner	7.875" x 7.75" x 15.625"	60 lbs.	36	2,160 lbs.	Stonecreek
	Cap	3.625" x 11.875" x 17.625"	60 lbs.	64	3,840 lbs.	Stonecreek
AB FIELDSTONE COLLECTION	812 Sierra Facing Unit	8" x 12"	30 lbs.	96	2,880 lbs.	Stonecreek
	824 Sierra Facing Unit	8" x 24"	62 lbs.	48	2,976 lbs.	Stonecreek
	Sierra Cap	3.5" x 11.5" x 17.5" (Front) 3.5" x 11.5" x 14.5" (Back)	53 lbs.	64	3,392 lbs.	Stonecreek
	SAU - Short Anchoring Unit	13" D	32 lbs.	96	3,072 lbs.	Gray
	LAU - Long Anchoring Unit	23" D	62 lbs.	50	3,100 lbs.	Gray
AULTWALL	Standard	4" x 8" x 12"	27 lbs.	105	2,835 lbs.	Marbled Buff, Natural
	Oversize Beveled Face	6" x 11.75" x 16.9375"	78 lbs.	48	3,744 lbs.	Marbled Buff, Natural
	Oversize Straight Face	6" x 11.75" x 16.9375"	78 lbs.	48	3,744 lbs.	Hickory Blend
	Oversize Angled Cap	3" x 10.75" x 17.625" (front) 3" x 10.75" x 13.25" (back)	40 lbs.	72	2,880 lbs.	Hickory Blend, Marbled Buff, Natural
BEDFORD	Standard	3.9375" x 7.875" x 11.8125"	30 lbs.	96	2,880 lbs.	Buff/Pewter, Granite, Hickory Blend, Rustic Rock
	Radius	3.9375" x 7.875" x 9.125" (front) 3.9375" x 7.875" x 6.625" (back)	19 lbs.	144	2,700 lbs.	Buff/Pewter, Granite, Hickory Blend, Rustic Rock
	XL Coping	2.375" x 7.875" x 14"	20 lbs.	54	1,080 lbs.	Ivory
BRIAR STONE COLLECTION	Lite	3.625" x 8" x 17.625"	38.5 lbs.	72	2,772 lbs.	Granite
	Column	3.625" x 8" x 14"	30.5 lbs.	72	2,196 lbs.	Granite
ROSETTA KODAH	Kodah Wall	Various (10.5" x 42", 10.5" x 30", 10.5" x 21", 10.5" x 12") (All sizes are 6" in height.)	All sizes packaged together on pallet.	18	2,400 lbs.	Cuyahoga Blend, Scioto Blend
	Kodah Corner	6" x 10.5" x 21"	100+/-	16	1,600 lbs.	Cuyahoga Blend, Scioto Blend

READING ROCK RECOMMENDS CHOOSING COLORS AFTER REVIEWING PHYSICAL SAMPLES DUE TO VARIATIONS WITH PHOTOGRAPHY.

*ALL PRODUCT DIMENSIONS ARE APPROXIMATE.

TREAD APPLICATIONS	Product	Dimensions* (H x D x L)	Weight	Pieces per Pallet	Product Weight per Full Pallet	Stock Colors
	Step Tread	6" x 30" x 48"	650 lbs.	4	2,600 lbs.	Natural Gray
	Step Tread	6.5" x 26" x 48"	680 lbs.	4	2,720 lbs.	Natural, Wheat
	Step Tread (chiseled face)	6" x 20" x 36"	331 lbs.	8	2,648 lbs.	Charlotte Tan
	Bedford XL Coping	2.375" x 7.875" x 14"	20 lbs.	54	1,080 lbs.	Ivory
	Single-Sided Bullnose	6" x 12" x 2.375"	13.5 lbs.	168	2,268 lbs.	Charcoal
	Vintage Double Bullnose	6" x 12" x 2.75"	16 lbs.	192	3,072 lbs.	Charcoal

WALL & POST CAPS	Product	Dimensions* (H x D x L)	Weight	Pieces per Pallet	Product Weight per Full Pallet	Stock Colors
	Bedford XL Coping	2.375" x 7.875" x 14"	20 lbs.	54	1,080 lbs.	Ivory
	Single-Sided Bullnose	6" x 12" x 2.375"	13.5 lbs.	168	2,268 lbs.	Charcoal
	Vintage Double Bullnose	6" x 12" x 2.75"	16 lbs.	192	3,072 lbs.	Charcoal
	RockCast Wall Cap (2 face sides chiseled)	2.25" x 12" x 32"	67 lbs.	40	2,680 lbs.	Charlotte Tan
	RockCast Wall Cap End (2 face sides and 1 end chiseled)	2.25" x 12" x 32"	67 lbs.	40	2,680 lbs.	Charlotte Tan
	RockCast Wall Cap Radius (2 face sides chiseled)	2.25" x 12" x 9.3125" (front) 2.25" x 12" x 7.0625" (back)	17 lbs.	80	1,360 lbs.	Charlotte Tan
	RockCast 2.25" Flat Post Cap (all four sides chiseled)	2.25" x 24" x 24" 2.25" x 26" x 26"	101 lbs. 119 lbs.	10	1,010 lbs. 1,190 lbs.	Charlotte Tan
	RockCast 3" Flat Post Cap (all four sides chiseled)	3" x 24" x 24" 3" x 26" x 26"	130 lbs. 155 lbs.	10	1,300 lbs. 1,550 lbs.	Charlotte Tan

WALL PATTERNS

ALLAN BLOCK®

PATTERNS ARE 10 FT. SECTIONS




1 COURSE



2 COURSE



2 COURSE LITE



3 COURSE



3 COURSE LITE

RETAINING WALL COLLECTIONS

ALLAN BLOCK®

- 2 AB CLASSIC
- 2 AB JUMBO JUNIOR
- 6 AB LITE STONE
- 4 AB JUNIOR LITE

- 6 AB CLASSIC
- 4 AB JUMBO JUNIOR
- 8 AB LITE STONE
- 8 AB JUNIOR LITE

- 7 AB JUMBO JUNIOR
- 15 AB LITE STONE
- 12 AB JUNIOR LITE

- 10 AB CLASSIC
- 10 AB JUMBO JUNIOR
- 10 AB LITE STONE
- 4 AB JUNIOR LITE

- 14 AB JUMBO JUNIOR
- 19 AB LITE STONE
- 18 AB JUNIOR LITE

ALLAN BLOCK® EUROPA

- 2 AB DOVER
- 2 AB PALERMO
- 6 AB BARCELONA
- 4 AB BORDEAUX

- 6 AB DOVER
- 4 AB PALERMO
- 8 AB BARCELONA
- 8 AB BORDEAUX

- 7 AB PALERMO
- 15 AB BARCELONA
- 12 AB BORDEAUX

- 10 AB DOVER
- 10 AB PALERMO
- 10 AB BARCELONA
- 4 AB BORDEAUX

- 14 AB PALERMO
- 19 AB BARCELONA
- 18 AB BORDEAUX

Note: A base course of full size blocks (AB Classic or AB Dover) needs to be included. For each 10 ft. (3.0 m) of wall length you will need 7 full size blocks. For 10 ft. (3.0 m) of wall length for AB Capstones, you will need 7 AB Caps.



WE'RE YOUR PRODUCT EXPERT

Reading Rock's hardscape products are manufactured in Cincinnati, Ohio and distributed throughout the region.

We have an extensive network of product experts that includes sales and distributor partners ready to assist with your next project.

Find a location near you by visiting us on-line at www.readingrock.com or by contacting us at 800.482.6466.

READING ROCK LOCATIONS

CORPORATE OFFICE
4600 Devitt Dr.
Cincinnati, OH 45246
513.874.2345

INDIANAPOLIS
8610 E. 106th St.
Fishers, IN 46037
317.913.9442

SELECTION CENTER
10025 Princeton-Glendale Rd.
Cincinnati, OH 45246
513.874.2345

LOUISVILLE
13698 Aiken Rd.
Louisville, KY 40245
502.254.0011

FRANKLIN
250 Industrial Dr.
Franklin, OH 45005
937.746.7139



800.482.6466 www.readingrock.com

Like and follow us on:   

DISTRIBUTED BY