

# FAMILY FUN

## Horse Show

### Age groups for everyone

7 & under

8-12

13-20

21-49

50 & up



**Saturday,  
Sept 23, 2023**

**Sign up: 8:00 am**

**Judged: 9:00 am**

**Speed: 11:00 am**

**(approx.)**

Tooele Bit n Spur

Arena, Enter at

300 W 600 N

Tooele, UT 84074

Family Events!

Events for  
riders and non-  
riders.

### Prizes

1<sup>st</sup> – 4<sup>th</sup>

(most events)

### Events - \$10

Trail

Reining – free style

Walk/Trot Western Pleasure  
(novice)

### Command Class – jackpot style

\$1 Bill – Bareback

\$1 Bill – Saddle

### Family/Friend Event – \$20 (jackpot)

5 in a Row  
(riding and/or  
reduced pattern  
non-riding)

### Speed Events - \$5

Bounce barrels (non-riding)

Butterfly Pole Bending

Flag Race

Speed Barrels

Magazine Race

More information and Patterns available at [tooelebitnspur.com](http://tooelebitnspur.com)

Or Facebook at Tooele Bit N Spur

# ***Family Fun Horse Show***

September 23, 2023

Tooele Bit N' Spur Arena, Tooele UT  
Patterns and General Rules

## **Judged Events**

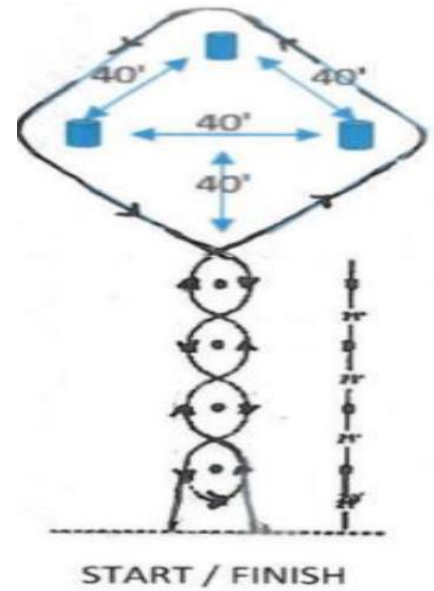
**Walk/Trot Western Pleasure (novice)** – any age. Class is intended to build the confidence of riders. Participants will show on the rail, at a walk and trot/jog ONLY, in each direction. Backing will be at the discretion of the judge. Western style equipment to be used. Class is based on riders or horses who are uncomfortable with cantering/loping. Horse/Rider combination cannot cross-enter into any class(es) requiring a canter/lope.

**Free Style Reining** - Required Maneuvers. Will be defined as follows: (a) three (3) consecutive spins to the right (b) three (3) consecutive spins to the left (c) a minimum of one (1) lead change at the lope from right to left (d) a minimum of one (1) lead change at the lope from left to right (e) back minimum of five (5) steps (f) side pass five (5) steps to left (g) side pass five (5) steps to right (h) minimum of one (1) circle at slow speed (i) minimum of one (1) circle at fast speed. Three (3) minute time limit, begins when music starts or rider declares start with judge. Music and costumes are optional. Participant to provide music/costume if used. Western style equipment. No harsh or abusive gadgets.

**Ranch Trail** – Exhibit a horses maneuverability through an obstacle course. Pattern to include (a) bridge, (b) tarp, (c) slicker, (d) drag an object, (e) rope an object, (f) logs (side pass or trot), (g) cones (back), and (h) hoola hoop (forehand turn). After multiple refusals, riders may be asked to move to next obstacle. Western style equipment to be used.

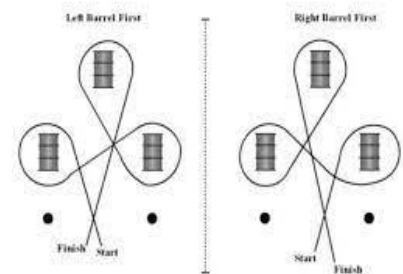
**\$1 Bill Command Class (jackpot style)**- All riders in the class will enter the arena, a dollar bill will be placed between the horse and rider (dollar provided by participant). Money to be positioned under the knee for bareback and between the riders bottom and saddle seat in the saddle event. At least one-half (1/2) of the bill must be showing. The announcer will call out different requests of various speeds, turns and tasks. Bills will be collected as they drop from the horse/rider pair. The single rider who keeps the bill under his/her leg/bottom the longest wins the jackpot. As riders are eliminated, they shall move to a designated area until the completion of the class.

**Family/Friend Event - 5 In a Row (jackpot) 2 options –** Horseback or on foot with stick horse. Team is comprised of 5 members. Each member will run the event simultaneously. (Nose to tail). Team members must run the entire event in the same order they started without passing. No team member may pass another member. Participants will start the pattern on the right or left side of the poles, weave past all four (4) poles and proceed around all three (3) barrels. (You will not circle each barrel). After running a triangle around all three (3) barrels, participants will weave back through all 4 poles, proceeding to cross the finish line. If pattern is not preformed correctly, team will be disqualified. A five (5) second penalty will be given for each pole or barrel that is knocked over. Non-rider/on foot with stick horse option will be a reduced size pattern.

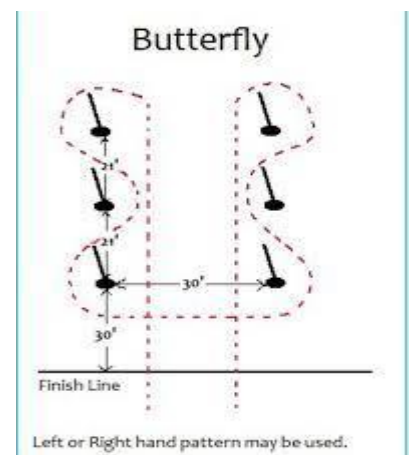


## Speed Events

**Bounce Barrels –(non-riding)** – Participants will “ride” a bounce/hopper “ball” in the reduced size clover leaf pattern, around three (3) barrels. Contestants may start on either the right or left barrel. If the participant falls from the hopper device, remount and continue until the pattern is complete. A five (5) second penalty will be added to the total time for every barrel knocked over.



**Butterfly Pole Bending** – Set up: Six (6) poles, set in two rows of three (3), twenty-one (21) feet apart and thirty (30) feet across. Begin run down middle section between each set of poles. Turn right around the end pole and weave three (3) poles. At top pole continue straight to second set of poles. Weave three (3) poles, at third pole continue straight crossing the finish line. There will be no penalty for reaching out with hand or arm to steady a teetering pole. If a rider knocks over the pole, a five (5) second penalty will be assessed for each pole knocked over.





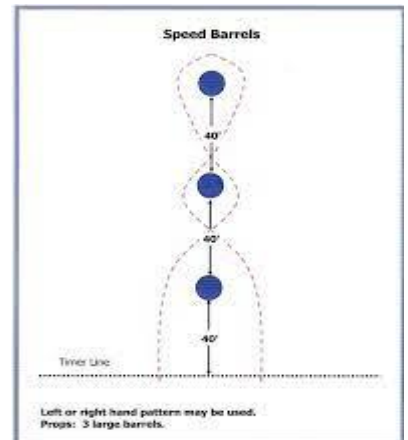
**Flag Race** –Set up: Two barrels placed 100 feet apart, if arena permits. A 5-gallon container/bucket filled with sand or soft dirt placed on top of each barrel. Flag in farthest barrel.

Participant must ride horse across starting line, ride to first (farthest) barrel pick up flag from bucket. Rider then proceeds to second barrel and deposits the flag in the bucket. Ride back across the finish line. Circling the barrel is allowed. If flag bounces out or does not stay in bucket, a five (5) second penalty will be added to time.



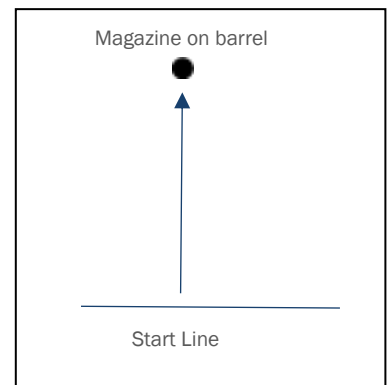
**Speed Barrels** – Set up: Three (3) barrels in straight line, 40 feet apart.

The rider crosses the start/finish line, passes barrel 1, weaves the remaining barrels until he reaches barrel 3. The rider executes a turn around barrel 3 and then weaves back through the barrels until he crosses the start/finish line.



**Magazine Race** – set up: One (1) barrel at far end of arena, approximately 100 feet. One (1) magazine placed on top of barrel.

Rider draws number from hat prior to beginning run. Run to barrel, dismount, find corresponding page to number drawn in magazine located on top of barrel. Rip page from magazine. Without remounting, hold page in air to indicate time complete. If additional pages are ripped/removed from magazine a five (5) second penalty will be added to the time.



**General** – The objective of the Family Fun Horse Show is to have FUN! Fun with your family, making new friends while enjoying the western heritage and horse industry. The Tooele Bit N' Spur Riding and Rodeo Association, LLC will not be responsible for injury to participants, animals, spectators, members or such. All participants are required to sign a release of liability waiver, parents or legal guardian must sign for minors. Medical personnel are not guaranteed to be on-site. Good sportsmanship is expected. "Horse people" are family, treat others as you would like to be treated, then better.

Participant Attire – Long sleeve shirt, pants, western boots. Helmets not required but encouraged.