

Drawings Manager Winners Display

Note: This procedure applies to Drawings Manager Release 3.15.0 and newer.

The Drawings Manager Winners Display shows a scrolling list of results from drawings on a TV that is separate from the Drawings Manager System. The TV's are typically provided by the lodges using the Drawings Manager and requires an available HDMI port on the TV and the USB Hub that connects to the Drawings Manager.

Connections from the Drawings Manager to the TV(s) are made either via a wired HDMI cable or an HDMI wireless transmitter. There are limitations on the length of HDMI cable that can be used; contact us for more information but typically 50' or less should work. Wireless HDMI transmitters also have limitations based on distance and can be affected by interference from coolers and other equipment. We can not guarantee the reliability of transmitting the Winners Display using wireless connections though there are multiple lodges using the wireless display without issues.

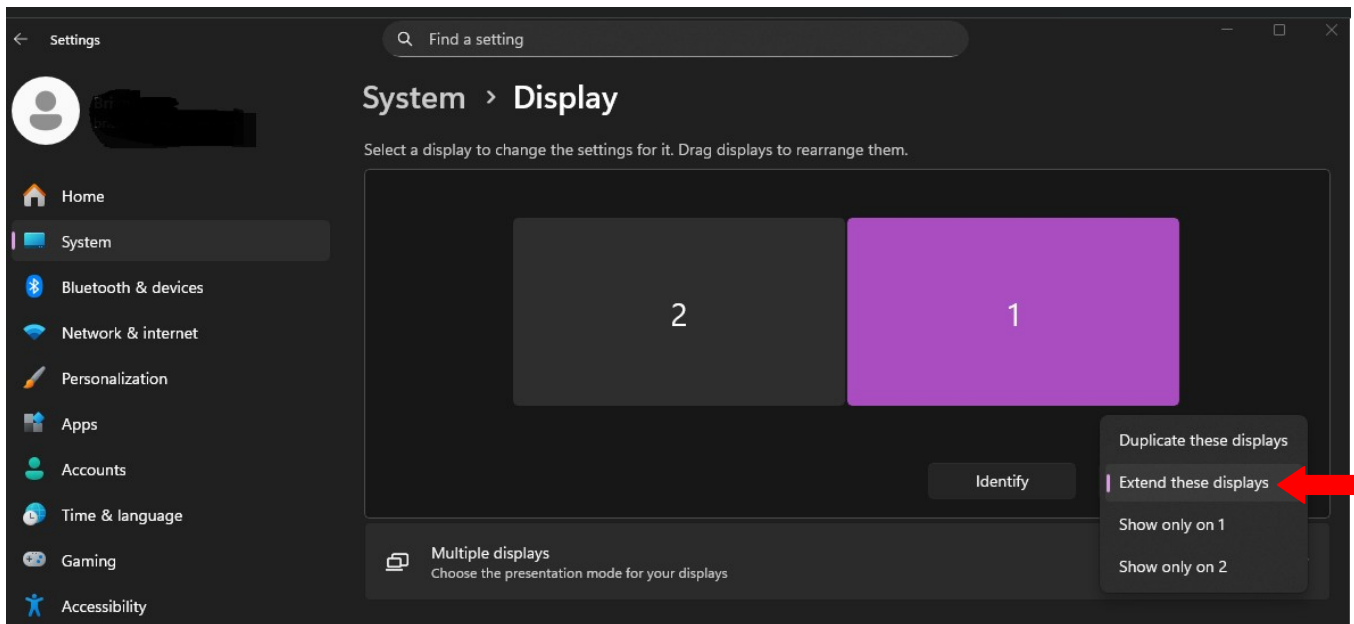
Splitters have also been used successfully to display to multiple TV's simultaneously; contact us for more information.

Enabling the Winners Display:

- 1) In the Drawings Manager Settings page set **DisplayWinnersMarqueeEnabled** to **True**



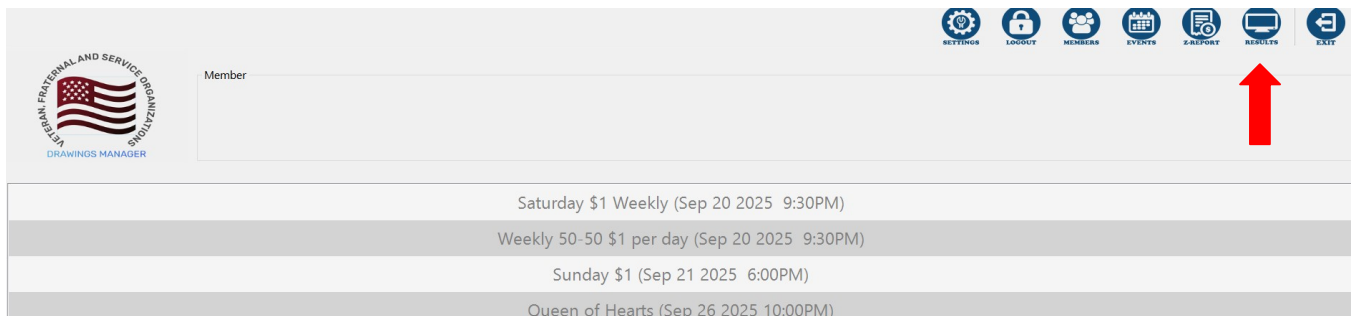
- 2) Enable "Extended Display" by swiping up on the Drawings Manager tablet computer, go to **Settings** -> **System** -> **Display** and change the drop-down menu from "Duplicate these display" to "Extend these display"



Note: if you don't see Windows 1 and 2 as in the example above then more than likely there is a connectivity issue; please check the cables.

- 3) On the Drawings Manager application, login as Administrator then click the **RESULTS** icon to turn the Winners Display On/Off

Note: The RESULTS icon can be setup to be available for any user to access it; contact support for help enabling this.



Using the Bulletin Board Feature of the Winners Display:

- 1) On the Drawings Manager application, login as Administrator then click the EVENTS icon then click the BULLETIN icon:



Drawing	Drawing Date	Ticket Sales Begin	Ticket Sales End	Closed	Rollover
Wednesday \$1 Weekly	09/17/2025 08:00 PM	09/10/2025 08:30 PM	09/17/2025 07:50 PM	No	\$1,691.00
Wednesday \$2 Weekly	09/17/2025 08:00 PM	09/10/2025 08:30 PM	09/17/2025 07:50 PM	No	Sales \$88.00
Friday \$1 Weekly	09/19/2025 09:30 PM	09/12/2025 10:00 PM	09/19/2025 09:20 PM	No	Entries 88
Queen of Hearts	09/19/2025 10:00 PM	09/12/2025 10:00 PM	09/19/2025 09:30 PM	No	DRAW WINNERS

- 2) From the Bulletins page you can setup start date/time and end date/time to display one or more messages. The messages will scroll immediately following the drawing results on the Winners Display

Start Date	End Date	Lodge Weekly Announcements:
9/16/2025 1:00 PM	9/23/2025 2:00 PM	Shuffleboard Tournament Saturday 1pm
		Monthly Trustee Meeting Tuesday 7pm
		Bar Poker Wednesday 8pm

09/27/2025 09:30 PM

NORMAN HOLMES \$0

SUSAN FOWLS \$0

JACQUILINE HENRY \$0

Next Drawing Saturday, October 25, 2025 9:30 PM

Current Pool \$7,605

Lodge Weekly Announcements:

Shuffleboard Tournament Saturday 1pm

Monthly Trustee Meeting Tuesday 7pm

Bar Poker Wednesday 8pm



Customizing the Winners Display:

- 1) From the Drawings Manager main screen, login as Administrator then click on Settings

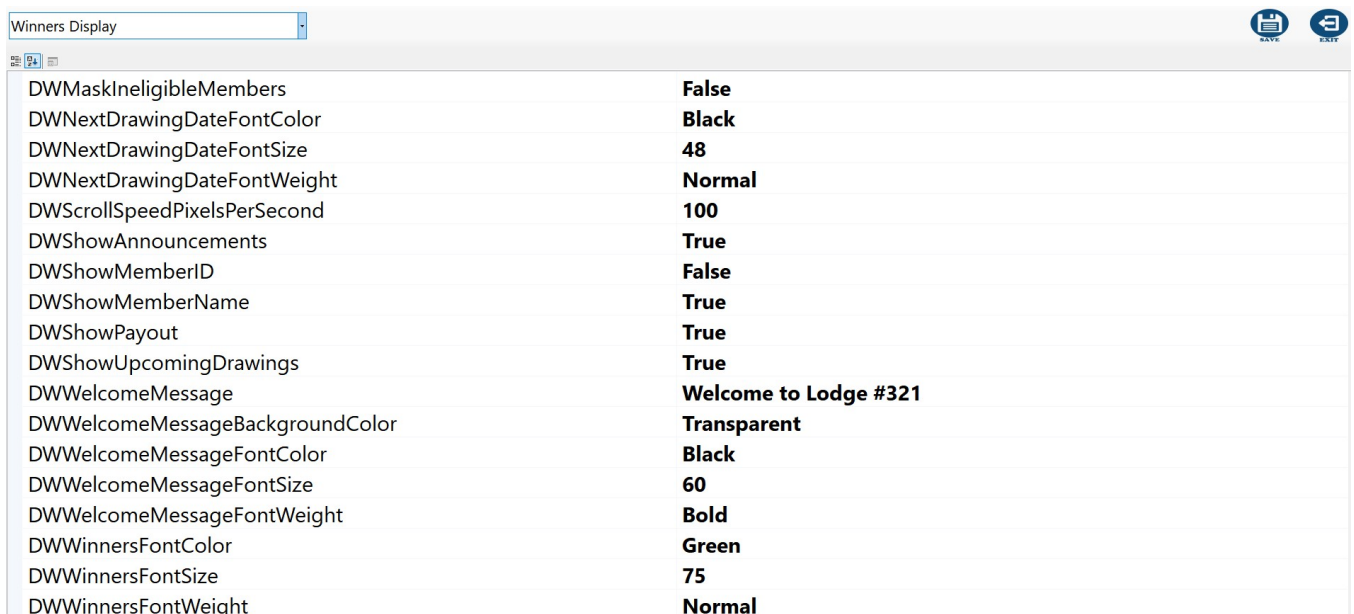


- 2) From the Settings page click on the drop-down menu in the upper left hand corner of the screen and select **Winners Display**:



- 3) From the Winners Display Menu you can customize the size, color and other optional features related to how and what is shown on the Winners Display TV:

Note: Be careful when changing the values on the Winners Display settings as extreme changes from the current value can cause the Display to be unreadable. Contact support if you want help changing these settings.



Troubleshooting:

Display on TV is a duplicate of what is on the tablet

In Windows Settings -> Display change “Duplicate these Displays” to “Extend these Display”

TV is just a solid color with no Winners Display

Start the Winners Display; log in as an administrative user then click on RESULTS icon from the main screen

Tablet Screen is black but Winners Display TV is working

This is caused when the Display settings are changed to display ONLY on the TV screen. To fix this you have to connect a keyboard to the Drawings Manager then click the **WIN** and **P** keys simultaneously multiple times until the display is set to Extend

