

GMAX Test Report

Date: 08/02/2018

Time: 2:25pm

Stadium: Sample Football Field

Report Number: 0000

Quick Reference Results Summary

	Average	(min)	Range	(max)	Max per ASTM
Gmax (g's)	80	68	to	88	200
HIC	212	166	to	238	1000
Infill Depth (mm)	34	32	to	35	n/a

LOCATION AND CONDITIONS DURING TESTING:

Location: Sample High School, Dallas, TX
Field Orientation: South - North, End A = South
Infill Type: Rubber/Sand w/ Shock Pad
Year of Installation: 2018 - New
Weather: Sunny/Hot
Temperature:
 Ambient: 91F
 Turf: 124F
Humidity (%): 43%
Field Condition: Dry

TEST METHOD: Method A - ASTM F 355, Test method for shock-absorbing properties of playing surface systems and materials. ASTM F 1936-10, Standard Impact Attenuation of Turf Plan Systems as Measured in the field (Gmax).

TEST RESULTS: See the attached location map for numbers corresponding to the ten Gmax test locations. The test results reported herein reflect the performance of the points tested, at the time of testing and at the temperature reported.

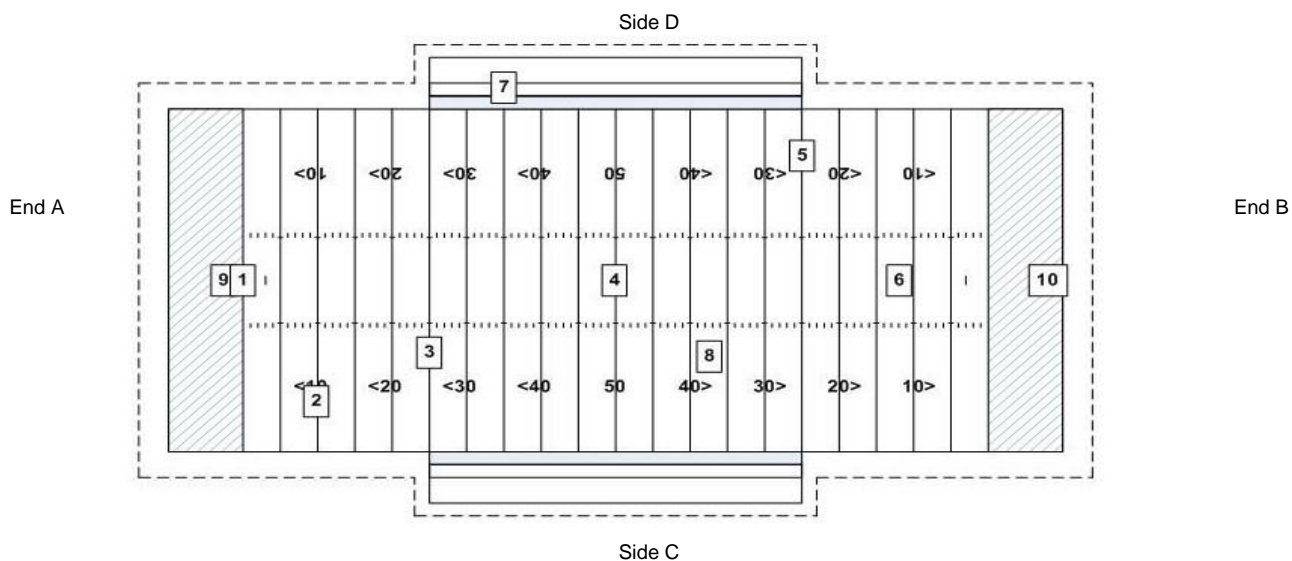
Test conducted by: Jeff Whitney, Midwest GMAX and Turf Maintenance

Overall Gmax: 80












Midwest GMAX & Turf Maintenance

Sample High School, Football Field Report 0000, August 02, 2018, Gmax Location Data

Location	Drop 1	Drop 2	Drop 3	Average Gmax (Drop 2 and 3)	Infill Depth (mm)	Field Temp. (F)
1. S Goal Line, Center of Field	75	83	86	85	33	125
2. SE 10 yd Line	71	78	78	78	34	122
3. SE 25 yd Line	62	67	69	68	35	125
4. 50 yd Line, Center Field	77	84	86	85	34	124
5. NW 25 yd Line	67	76	77	77	35	122
6. N 12 yd Line, Center of Field	72	79	83	81	33	122
7. W Side Player Area	78	88	87	88	34	123
8. NE 37 yd Line between hash and numbers	70	80	80	80	34	123
9. S Goal line, to back of Endzone, Center	76	84	84	84	32	125
10. N Back of Endzone to Goal line, Center	66	76	75	76	32	125
Overall Gmax				80	34	124



Testing and Report conducted by Jeff Whitney, Midwest Gmax & Turf Maintenance

Location	Photo	Location	Photo
1		7	
2		8	
3		9	
4		10	
5		Infill	
6		Overall	