

# *College Baseball Insiders*



**2024**  
**REGIONAL**  
**BETTING GUIDE**

**#1 CHRISTIAN MOORE, 2B**  
**TENNESSEE VOLUNTEERS**  
PHOTO BY ROCKY TOP INSIDER



# ABOUT THIS GUIDE & THE INSIDERS

Welcome to the second edition of the College Baseball Insiders Postseason Betting Guide: The Regional Edition! In this guide, we'll recap the regular season by showing you some of their team stats and records that paint the picture for how the regionals might shake out. If this is your first time here, welcome! If you checked out the preseason betting guide or were part of last years guides, welcome back!

For the first timers, let me introduce myself. I'm Matt Grissom and I love handicapping College Baseball. Beginning last year, I joined my partner in crime, Quentin Mills to launch College Baseball Insiders. For those that missed the regular season action and are just now tuning in for the postseason, we'd like to introduce you to the third wheel that makes us move, Todd "Smitty" Smith. Together, our trio has continued to cover college baseball like nobody else. From broadcasting a live show every week where we handicap the top matchups to acesending our coverage of College Baseball to new heights with our website, CollegeBaseballInsiders.com.

But our growth has not been possible without the brains behind the new website, Nick Dimmitt. Nick has a background in data analysis and has been the pioneer for our website that I hope you all have grown to love. As always, the probable starting pitchers, odds, and win probabiliites will remain the focal point for the upcoming postseason matchups. If this is your first year getting into college baseball, I welcome you to the greatest show on dirt!




**MATT GRISSOM**  
COLLEGE BASEBALL INSIDERS  
**@GRISSOMONX**

**229-184, +35.2 UNITS**




**TODD SMITH**  
COLLEGE BASEBALL INSIDERS  
**@SMITTYBUCS**

**156-142, +5.4 UNITS**



**QUENTIN MILLS**  
COLLEGE BASEBALL INSIDERS  
**@QMILLLY**

**212-146, +39.5 UNITS**



**NICK DIMMITT**  
COLLEGE BASEBALL INSIDERS  
**@CROWHOPBSB**

**1-0, +1 AWESOME SITE**

**PARKER FLEMING | @STATSOWAR**  
DATA CONTRIBUTOR

**WARRENNOLAN.COM**  
QUAD WINS INFORMATION

# KEY DATES TO REMEMBER

<b>Regionals:</b>	Begins Friday, May 31 <sup>st</sup> - Monday, June 3 <sup>rd</sup>
<b>Super Regionals:</b>	Begins Thursday, June 6 <sup>th</sup> - Monday, June 10 <sup>th</sup>
<b>CWS Final 8 in Omaha:</b>	Begins Friday, June 14 <sup>th</sup>

## ODDS TO WIN IT ALL

*Circa* | SPORTS

TENNESSEE	+600	ILLINOIS	+12500
TEXAS A&M	+600	CENTRAL FLORIDA	+12500
ARKANSAS	+650	OREGON	+15000
KENTUCKY	+1100	LOUISIANA	+15000
GEORGIA	+1350	LOUISIANA TECH	+15000
NORTH CAROLINA	+1500	UNC WILMINGTON	+15000
WAKE FOREST	+1500	GEORGIA TECH	+17500
LSU	+1600	UCONN	+20000
CLEMSON	+2050	KANSAS STATE	+20000
OREGON STATE	+2300	WOFFORD	+30000
FLORIDA STATE	+2300	JAMES MADISON	+30000
VIRGINIA	+3000	EVANSVILLE	+30000
OKLAHOMA	+3300	INDIANA	+30000
DUKE	+3300	COASTAL CAROLINA	+30000
VANDERBILT	+4000	ST. JOHN'S	+40000
OKLAHOMA STATE	+4000	TULANE	+40000
NC STATE	+4500	NICHOLLS STATE	+40000
UC IRVINE	+4500	HIGH POINT	+50000
MISSISSIPPI STATE	+5000	VCU	+50000
SOUTH CAROLINA	+5500	STETSON	+75000
UC SANTA BARBARA	+5500	GRAND CANYON	+80000
EAST CAROLINA	+6000	NIAGARA	+100000
FLORIDA	+6000	SOUTHEAST MO. ST.	+100000
ARIZONA	+6000	ARMY	+100000
TEXAS	+6000	WESTERN MICHIGAN	+100000
DALLAS BAPTIST	+6000	BRYANT	+100000
INDIANA STATE	+7000	FRESNO STATE	+100000
NEBRASKA	+7000	ORAL ROBERTS	+150000
SAN DIEGO	+7500	GRAMBLING	+200000
WEST VIRGINIA	+8000	LONG ISLAND	+200000
SOUTHERN MISS	+8000	PENN	+200000
ALABAMA	+9500	NO. KENTUCKY	+300000

# THE REGIONAL FORMAT

The most exciting part of the college baseball postseason is the format. In the Regional matchups, you have 16 hosts, ranked #1 through #16. These 16 teams will be #1 seeds in their respective regionals. They'll host a #2, #3, and #4 team in their home stadium in a double elimination tournament, like this:

- |            |  |           |                               |
|------------|--|-----------|-------------------------------|
| <b>G1</b>  | <b>#1 Seed vs #4 Seed</b>  | <b>G2</b> | <b>#2 Seed vs #3 Seed</b>     |
| <b>G3</b>  | <b>G1 Loser vs G2 Loser</b>  | <b>G4</b> | <b>G1 Winner vs G2 Winner</b> |
| <b>G5</b>  | <b>G3 Winner vs G4 Loser</b>   | <b>G6</b> | <b>G5 Winner vs G4 Winner</b> |
| <b>G7*</b> | <b>If the loser of G6 only has one loss, a G7 will then be played.</b> |           |                               |

For me, the exciting thing about it is seeing how the coaches throw their pitchers. For instance, #1 seeds will often times opt to "pitch off" their normal Friday night ace to save them for the tougher opponent they'll face in Game 2 against the #2 or #3 Seed. Sometimes this plan may backfire as they could struggle against a #4, but in most cases, it's a smart move.

It's all one giant chess match that can end up being very fun or very frustrating to handicap. But the good news is, the coaches usually let you know pretty early who they're throwing, so the wild goose chase we dealt with in the regular season shouldn't be as wild.


## THE 16 REGIONAL SITES

THE HIGHEST WINNING SEED WILL HOST A SUPER REGIONAL VS THE REGIONAL WINNER

- |          |                            |           |                            |
|----------|----------------------------|-----------|----------------------------|
| <b>1</b> | <b>KNOXVILLE, TN</b>       | <b>16</b> | <b>GREENVILLE, SC</b>      |
| <b>2</b> | <b>LEXINGTON, KY</b>       | <b>15</b> | <b>CORVALLIS, OR</b>       |
| <b>3</b> | <b>COLLEGE STATION, TX</b> | <b>14</b> | <b>SANTA BARBARA, CA</b>   |
| <b>4</b> | <b>CHAPEL HILL, NC</b>     | <b>13</b> | <b>TUCSON, AZ</b>          |
| <b>5</b> | <b>FAYETTEVILLE, AR</b>    | <b>12</b> | <b>CHARLOTTESVILLE, VA</b> |
| <b>6</b> | <b>CLEMSON, SC</b>         | <b>11</b> | <b>STILLWATER, OK</b>      |
| <b>7</b> | <b>ATHENS, GA</b>          | <b>10</b> | <b>RALEIGH, NC</b>         |
| <b>8</b> | <b>TALLAHASSEE, FL</b>     | <b>9</b>  | <b>NORMAN, OK</b>          |



# THE FIELD OF 64



## RANKING THE REGIONALS

TOUGHEST TO WEAKEST REGIONALS BY AVG POWER RATING OF NON-HOST BY PARKER FLEMING (@STATSOWAR)

1	TUCSON REGIONAL	0.728	9	NORMAN REGIONAL	0.538
2	TALLHASSEE REGIONAL	0.652	10	RALEIGH REGIONAL	0.497
3	CLEMSON REGIONAL	0.596	11	STILLWATER REGIONAL	0.490
4	SANTA BARBARA REGIONAL	0.594	12	KNOXVILLE REGIONAL	0.475
5	GREENVILLE REGIONAL	0.574	13	FAYETTEVILLE REGIONAL	0.470
6	CORVALLIS REGIONAL	0.556	14	CHARLOTTESVILLE REGIONAL	0.445
7	LEXINGTON REGIONAL	0.553	15	CHAPEL HILL REGIONAL	0.434
8	ATHENS REGIONAL	0.544	16	COLLEGE STATION REGIONAL	0.324

# KNOXVILLE

## Regional Preview

1

Odds to win Regional via Circa Sports

1	TENNESSEE	-327	2	SOUTHERN MISS	+470
4	NO. KENTUCKY	+5000	3	INDIANA	+775

\*\* THE NUMBER UNDER STATS IS RANK OUT OF THE 64 REMAINING TEAMS

### TENNESSEE VOLUNTEERS

RPI 1 SOS 27

**RECORD** 50-11  
in LAST 10 8-2  
vs Q1/Q2 25-9  
vs Q3/Q4 25-2

**ODDS TO WIN** via Circa Sports  
REGIONAL -327  
CWS +600

**PROB. TO ADV.** via @Statsowar  
**74.2%**

BAT AVG	wOBA	wRC+	HR's	ERA	WHIP	xFIP	SIERA
.311	.435	152	147	3.83	1.22	4.21	3.15
10	3	1	1	2	2	2	5

### SOUTHERN MISS GOLDEN EAGLES

RPI 26 SOS 49

**RECORD** 41-18  
in LAST 10 9-1  
vs Q1/Q2 19-12  
vs Q3/Q4 22-6

**ODDS TO WIN** via Circa Sports  
REGIONAL +470  
CWS 80/1

**PROB. TO ADV.** via @Statsowar  
**14.1%**

BAT AVG	wOBA	wRC+	HR's	ERA	WHIP	xFIP	SIERA
.295	.378	120	63	5.00	1.39	4.67	3.45
34	48	26	51	32	19	14	12

### INDIANA HOOSIERS

RPI 55 SOS 38

**RECORD** 32-24-1  
in LAST 10 5-5  
vs Q1/Q2 8-13  
vs Q3/Q4 20-10-1

**ODDS TO WIN** via Circa Sports  
REGIONAL +775  
CWS 300/1

**PROB. TO ADV.** via @Statsowar  
**10.3%**

BAT AVG	wOBA	wRC+	HR's	ERA	WHIP	xFIP	SIERA
.296	.385	107	78	6.08	1.51	5.17	3.86
33	38	52	33	57	46	38	33

### NO. KENTUCKY NORSE

RPI 149 SOS 275

**RECORD** 35-22  
in LAST 10 8-2  
vs Q1/Q2 2-8  
vs Q3/Q4 31-14

**ODDS TO WIN** via Circa Sports  
REGIONAL +5000  
CWS 3000/1

**PROB. TO ADV.** via @Statsowar  
**1.4%**

BAT AVG	wOBA	wRC+	HR's	ERA	WHIP	xFIP	SIERA
.318	.421	121	79	7.73	1.79	5.88	4.62
3	7	25	30	63	63	62	62

GRISSOM'S PICK: TENN

QUENTIN'S PICK: TENN

SMITTY'S PICK: TENN

Odds to win Regional via Circa Sports

- |                 |      |               |       |
|-----------------|------|---------------|-------|
| 1 EAST CAROLINA | +150 | 2 WAKE FOREST | -103  |
| 4 EVANSVILLE    | +850 | 3 VCU         | +1190 |

\*\* THE NUMBER UNDER STATS IS RANK OUT OF THE 64 REMAINING TEAMS

### EAST CAROLINA PIRATES

RPI 22 SOS 75

**RECORD** 43-15  
in LAST 10 6-4  
vs Q1/Q2 11-9  
vs Q3/Q4 32-6

**ODDS TO WIN** via Circa Sports +150  
**REGIONAL CWS** +6000

**PROB. TO ADV.** via @Statsowar **42.1%**

BAT AVG	wOBA	wRC+	HR's	ERA	WHIP	xFIP	SIERA
.310	.386	125	77	3.94	1.29	4.55	3.29
14	37	21	35	3	9	9	8

### WAKE FOREST DEMON DEACONS

RPI 9 SOS 5

**RECORD** 38-20  
in LAST 10 6-4  
vs Q1/Q2 18-18  
vs Q3/Q4 20-2

**ODDS TO WIN** via Circa Sports -103  
**REGIONAL CWS** +1500

**PROB. TO ADV.** via @Statsowar **41.0%**

BAT AVG	wOBA	wRC+	HR's	ERA	WHIP	xFIP	SIERA
.278	.400	127	109	5.20	1.43	4.47	3.22
54	22	16	10	36	25	7	7

### VCU RAMS

RPI 75 SOS 130

**RECORD** 37-21  
in LAST 10 9-1  
vs Q1/Q2 5-8  
vs Q3/Q4 32-13

**ODDS TO WIN** via Circa Sports +1190  
**REGIONAL CWS** 500/1

**PROB. TO ADV.** via @Statsowar **7.2%**

BAT AVG	wOBA	wRC+	HR's	ERA	WHIP	xFIP	SIERA
.281	.372	108	57	4.77	1.55	5.53	4.34
51	51	50	56	25	52	56	53

### EVANSVILLE PURPLE ACES

RPI 76 SOS 114

**RECORD** 35-23  
in LAST 10 7-3  
vs Q1/Q2 5-10  
vs Q3/Q4 30-13

**ODDS TO WIN** via Circa Sports +850  
**REGIONAL CWS** 300/1

**PROB. TO ADV.** via @Statsowar **9.7%**

BAT AVG	wOBA	wRC+	HR's	ERA	WHIP	xFIP	SIERA
.301	.400	127	80	5.86	1.49	5.29	4.23
23	17	17	29	52	43	45	51

GRISSOM'S PICK: ECU

QUENTIN'S PICK: WF

SMITTY'S PICK: WF



# LEXINGTON

## Regional Preview

2

Odds to win Regional via Circa Sports

1 KENTUCKY	-158	2 INDIANA STATE	+280
4 WESTERN MICH.	+2025	3 ILLINOIS	+555

\*\* THE NUMBER UNDER STATS IS RANK OUT OF THE 64 REMAINING TEAMS

### KENTUCKY WILDCATS

RPI 3 SOS 9

**RECORD** 40-14  
in LAST 10 6-4  
vs Q1/Q2 28-11  
vs Q3/Q4 12-3

**ODDS TO WIN** via Circa Sports -158  
**REGIONAL CWS** +1100

**PROB. TO ADV.** via @Statsowar  
**56.2%**

BAT AVG	wOBA	wRC+	HR's	ERA	WHIP	xFIP	SIERA
.289	.397	113	78	5.23	1.38	5.28	3.98
41	23	41	33	38	18	44	40

### INDIANA ST. SYCAMORES

RPI 10 SOS 65

**RECORD** 42-13  
in LAST 10 7-3  
vs Q1/Q2 10-8  
vs Q3/Q4 32-5

**ODDS TO WIN** via Circa Sports +280  
**REGIONAL CWS** 70/1

**PROB. TO ADV.** via @Statsowar  
**25.4%**

BAT AVG	wOBA	wRC+	HR's	ERA	WHIP	xFIP	SIERA
.297	.403	125	101	4.61	1.46	4.66	3.53
30	14	23	16	22	32	13	18

### ILLINOIS FIGHTING ILLINI

RPI 48 SOS 71

**RECORD** 34-19  
in LAST 10 7-3  
vs Q1/Q2 9-12  
vs Q3/Q4 25-7

**ODDS TO WIN** via Circa Sports +555  
**REGIONAL CWS** 125/1

**PROB. TO ADV.** via @Statsowar  
**13.8%**

BAT AVG	wOBA	wRC+	HR's	ERA	WHIP	xFIP	SIERA
.299	.400	105	94	5.89	1.50	5.48	4.24
27	21	53	18	53	44	54	52

### WESTERN MICH. BRONCOS

RPI 128 SOS 239

**RECORD** 32-21  
in LAST 10 8-2  
vs Q1/Q2 3-5  
vs Q3/Q4 28-16

**ODDS TO WIN** via Circa Sports +2025  
**REGIONAL CWS** 1000/1

**PROB. TO ADV.** via @Statsowar  
**4.5%**

BAT AVG	wOBA	wRC+	HR's	ERA	WHIP	xFIP	SIERA
.314	.394	115	63	5.40	1.47	5.19	4.04
7	26	37	51	42	34	41	43

GRISSOM'S PICK: KENT

QUENTIN'S PICK: KENT

SMITTY'S PICK: KENT

Odds to win Regional via Circa Sports

1 OREGON STATE	-115	2 UC IRVINE	+163
4 TULANE	+855	3 NICHOLLS	+1700

\*\* THE NUMBER UNDER STATS IS RANK OUT OF THE 64 REMAINING TEAMS

### OREGON ST. BEAVERS

RPI 22 SOS 75

**RECORD** 42-14  
in LAST 10 8-2  
vs Q1/Q2 8-9  
vs Q3/Q4 34-5

**ODDS TO WIN** via Circa Sports  
REGIONAL -115  
CWS +2300

**PROB. TO ADV.** via @Statsowar  
**50.2%**

BAT AVG	wOBA	wRC+	HR's	ERA	WHIP	xFIP	SIERA
.302	.426	145	112	4.01	1.33	4.94	3.71
19	5	3	5	5	13	31	29

### UC IRVINE ANTEATERS

RPI 9 SOS 5

**RECORD** 43-12  
in LAST 10 8-2  
vs Q1/Q2 10-3  
vs Q3/Q4 33-9

**ODDS TO WIN** via Circa Sports  
REGIONAL +163  
CWS +4500

**PROB. TO ADV.** via @Statsowar  
**36.2%**

BAT AVG	wOBA	wRC+	HR's	ERA	WHIP	xFIP	SIERA
.315	.414	144	60	4.75	1.49	4.81	3.79
4	11	2	53	24	41	26	31

### NICHOLLS COLONELS

RPI 75 SOS 130

**RECORD** 38-20  
in LAST 10 8-2  
vs Q1/Q2 1-11  
vs Q3/Q4 33-9

**ODDS TO WIN** via Circa Sports  
REGIONAL +1700  
CWS 400/1

**PROB. TO ADV.** via @Statsowar  
**4.7%**

BAT AVG	wOBA	wRC+	HR's	ERA	WHIP	xFIP	SIERA
.305	.385	108	56	5.32	1.52	5.39	4.10
17	41	49	58	40	50	48	46

### TULANE GREEN WAVE

RPI 76 SOS 114

**RECORD** 35-24  
in LAST 10 9-1  
vs Q1/Q2 7-8  
vs Q3/Q4 28-16

**ODDS TO WIN** via Circa Sports  
REGIONAL +855  
CWS 400/1

**PROB. TO ADV.** via @Statsowar  
**9.0%**

BAT AVG	wOBA	wRC+	HR's	ERA	WHIP	xFIP	SIERA
.285	.388	124	89	5.22	1.52	5.19	4.05
45	36	22	21	37	49	39	44

GRISSOM'S PICK: OSU

QUENTIN'S PICK: OSU

SMITTY'S PICK: OSU

# COLLEGE STATION

# 3

## Regional Preview

Odds to win Regional via Circa Sports

1 TEXAS A&M	-255	2 LOUISIANA	+500
4 GRAMBLING	+7500	3 TEXAS	+465

\*\* THE NUMBER UNDER STATS IS RANK OUT OF THE 64 REMAINING TEAMS

### TEXAS A&M AGGIES

RPI 2 SOS 16

**RECORD** 44-13  
in LAST 10 5-5  
vs Q1/Q2 22-13  
vs Q3/Q4 22-0

**ODDS TO WIN** via Circa Sports  
REGIONAL -255  
CWS +600

**PROB. TO ADV.** via @Statsowar  
**67.6%**

BAT AVG	wOBA	wRC+	HR's	ERA	WHIP	xFIP	SIERA
.303	.426	142	124	4.02	1.24	4.32	2.98
21	6	4	3	6	3	4	3

### LOUISIANA RAGIN' CAJUNS

RPI 38 SOS 63

**RECORD** 40-18  
in LAST 10 7-3  
vs Q1/Q2 11-11  
vs Q3/Q4 28-8

**ODDS TO WIN** via Circa Sports  
REGIONAL +500  
CWS 150/1

**PROB. TO ADV.** via @Statsowar  
**19.0%**

BAT AVG	wOBA	wRC+	HR's	ERA	WHIP	xFIP	SIERA
.299	.382	117	75	4.32	1.32	4.75	3.59
26	43	30	40	14	12	20	23

### TEXAS LONGHORNS

RPI 47 SOS 31

**RECORD** 35-22  
in LAST 10 6-4  
vs Q1/Q2 13-11  
vs Q3/Q4 18-9

**ODDS TO WIN** via Circa Sports  
REGIONAL +465  
CWS +6000

**PROB. TO ADV.** via @Statsowar  
**13.4%**

BAT AVG	wOBA	wRC+	HR's	ERA	WHIP	xFIP	SIERA
.287	.390	123	107	4.84	1.46	5.28	4.19
40	31	24	11	27	38	46	50

### GRAMBLING TIGERS

RPI 236 SOS 265

**RECORD** 26-26  
in LAST 10 7-3  
vs Q1/Q2 0-7  
vs Q3/Q4 26-18

**ODDS TO WIN** via Circa Sports  
REGIONAL +7500  
CWS 20000/1

**PROB. TO ADV.** via @Statsowar  
**<1%**

BAT AVG	wOBA	wRC+	HR's	ERA	WHIP	xFIP	SIERA
.315	.392	103	40	8.80	1.95	6.74	5.46
6	30	60	63	64	64	64	64

GRISSOM'S PICK: TXA&M

QUENTIN'S PICK: TXA&M

SMITTY'S PICK: TXA&M



Odds to win Regional via Circa Sports

1 UC SANTA BARB	+127	2 SAN DIEGO	+190
4 FRESNO STATE	+1375	3 OREGON	+350

\*\* THE NUMBER UNDER STATS IS RANK OUT OF THE 64 REMAINING TEAMS

### UC SANTA BARB GAUCHOS

RPI 13 SOS 104

**RECORD** 42-12  
in LAST 10 10-0  
vs Q1/Q2 11-7  
vs Q3/Q4 31-5

**ODDS TO WIN** via Circa Sports +127  
**REGIONAL CWS** +4500

**PROB. TO ADV.** via @Statsowar **42.5%**

BAT AVG	wOBA	wRC+	HR's	ERA	WHIP	xFIP	SIERA
.300	.389	113	75	4.08	1.27	4.87	3.58
24	34	40	40	7	6	29	22

### SAN DIEGO TOREROS

RPI 19 SOS 95

**RECORD** 40-13  
in LAST 10 10-0  
vs Q1/Q2 10-11  
vs Q3/Q4 30-2

**ODDS TO WIN** via Circa Sports +190  
**REGIONAL CWS** +9500

**PROB. TO ADV.** via @Statsowar **29.7%**

BAT AVG	wOBA	wRC+	HR's	ERA	WHIP	xFIP	SIERA
.302	.381	115	60	4.12	1.31	4.73	3.46
22	45	36	53	9	11	19	13

### OREGON DUCKS

RPI 52 SOS 99

**RECORD** 37-18  
in LAST 10 6-4  
vs Q1/Q2 15-11  
vs Q3/Q4 22-7

**ODDS TO WIN** via Circa Sports +350  
**REGIONAL CWS** 125/1

**PROB. TO ADV.** via @Statsowar **21.6%**

BAT AVG	wOBA	wRC+	HR's	ERA	WHIP	xFIP	SIERA
.283	.382	115	88	4.80	1.41	5.22	3.89
50	44	38	22	26	22	43	34

### FRESNO STATE BULLDOGS

RPI 182 SOS 269

**RECORD** 33-27  
in LAST 10 4-6  
vs Q1/Q2 2-5  
vs Q3/Q4 31-22

**ODDS TO WIN** via Circa Sports +1375  
**REGIONAL CWS** 10000/1

**PROB. TO ADV.** via @Statsowar **6.2%**

BAT AVG	wOBA	wRC+	HR's	ERA	WHIP	xFIP	SIERA
.291	.380	115	76	5.55	1.44	4.71	3.48
38	47	34	39	46	27	17	15

GRISSOM'S PICK: UCSB

QUENTIN'S PICK: UCSB

SMITTY'S PICK: UCSB

# CHAPEL HILL


# 4

## Regional Preview

Odds to win Regional via Circa Sports

1 NO. CAROLINA	-135	2 LSU	+170
4 LONG ISLAND	+10000	3 WOFFORD	+730

\*\* THE NUMBER UNDER STATS IS RANK OUT OF THE 64 REMAINING TEAMS



### NO. CAROLINA TAR HEELS


RPI 4 SOS 15

**RECORD** 42-13  
in LAST 10 8-2  
vs Q1/Q2 18-11  
vs Q3/Q4 24-2

**ODDS TO WIN** via Circa Sports  
REGIONAL -135  
CWS +1500

**PROB. TO ADV.** via @Statsowar  
**67.0%**

BAT AVG	wOBA	wRC+	HR's	ERA	WHIP	xFIP	SIERA
.311	.415	131	105	4.19	1.42	5.04	3.88
12	10	14	14	12	23	34	32



### LSU TIGERS


RPI 23 SOS 19

**RECORD** 40-18  
in LAST 10 8-2  
vs Q1/Q2 22-19  
vs Q3/Q4 18-2

**ODDS TO WIN** via Circa Sports  
REGIONAL +170  
CWS +1600

**PROB. TO ADV.** via @Statsowar  
**21.2%**

BAT AVG	wOBA	wRC+	HR's	ERA	WHIP	xFIP	SIERA
.283	.395	134	105	4.38	1.34	4.38	3.10
49	25	10	13	16	14	5	4



### WOFFORD TERRIERS


RPI 46 SOS 118

**RECORD** 41-18  
in LAST 10 8-2  
vs Q1/Q2 6-5  
vs Q3/Q4 35-13

**ODDS TO WIN** via Circa Sports  
REGIONAL +730  
CWS +30000

**PROB. TO ADV.** via @Statsowar  
**11.5%**

BAT AVG	wOBA	wRC+	HR's	ERA	WHIP	xFIP	SIERA
.341	.428	139	74	5.75	1.46	5.02	3.94
1	4	6	42	50	33	33	37



### LONG ISLAND SHARKS

RPI 195 SOS 291

**RECORD** 26-26  
in LAST 10 7-3  
vs Q1/Q2 0-7  
vs Q3/Q4 26-18

**ODDS TO WIN** via Circa Sports  
REGIONAL +10000  
CWS 2000/1

**PROB. TO ADV.** via @Statsowar  
**<1%**

BAT AVG	wOBA	wRC+	HR's	ERA	WHIP	xFIP	SIERA
.272	.371	112	69	6.39	1.70	5.65	4.60
59	55	45	46	60	62	60	61

GRISSOM'S PICK: UNC

QUENTIN'S PICK: LSU

SMITTY'S PICK: LSU

- |                |      |                 |      |
|----------------|------|-----------------|------|
| 1 ARIZONA      | +188 | 2 DALLAS BAPT.  | +192 |
| 4 GRAND CANYON | +600 | 3 WEST VIRGINIA | +312 |

\*\* THE NUMBER UNDER STATS IS RANK OUT OF THE 64 REMAINING TEAMS

## ARIZONA WILDCATS

RPI 31 SOS 23

**RECORD** 36-21  
in LAST 10 6-4  
vs Q1/Q2 17-15  
vs Q3/Q4 19-6

**ODDS TO WIN** via Circa Sports +188  
**REGIONAL CWS** +6000

**PROB. TO ADV.** via @Statsowar  
**29.9%**

BAT AVG	wOBA	wRC+	HR's	ERA	WHIP	xFIP	SIERA
.280	.357	105	57	4.33	1.38	4.45	3.45
52	62	54	55	15	17	6	11

## DALLAS BAPTIST PATRIOTS

RPI 17 SOS 85

**RECORD** 44-13  
in LAST 10 9-1  
vs Q1/Q2 14-11  
vs Q3/Q4 30-2

**ODDS TO WIN** via Circa Sports +192  
**REGIONAL CWS** +6000

**PROB. TO ADV.** via @Statsowar  
**29.5%**

BAT AVG	wOBA	wRC+	HR's	ERA	WHIP	xFIP	SIERA
.302	.404	126	111	3.98	1.28	4.58	3.36
20	13	20	7	4	8	10	9

## WEST VIRGINIA MOUNTAINEERS

RPI 37 SOS 50

**RECORD** 33-22  
in LAST 10 5-5  
vs Q1/Q2 19-13  
vs Q3/Q4 15-6

**ODDS TO WIN** via Circa Sports +312  
**REGIONAL CWS** +8000

**PROB. TO ADV.** via @Statsowar  
**24.6%**

BAT AVG	wOBA	wRC+	HR's	ERA	WHIP	xFIP	SIERA
.271	.370	106	87	5.04	1.50	5.17	4.05
60	57	55	26	33	45	42	42

## GRAND CANYON ANTELOPES

RPI 96 SOS 140

**RECORD** 34-23  
in LAST 10 5-5  
vs Q1/Q2 6-10  
vs Q3/Q4 28-13

**ODDS TO WIN** via Circa Sports +600  
**REGIONAL CWS** 800/1

**PROB. TO ADV.** via @Statsowar  
**15.9%**

BAT AVG	wOBA	wRC+	HR's	ERA	WHIP	xFIP	SIERA
.311	.386	113	73	4.60	1.46	4.68	3.51
13	39	44	43	20	31	15	16

GRISSOM'S PICK: DBU

QUENTIN'S PICK: ARIZONA

SMITTY'S PICK: DBU



# FAYETTEVILLE


## Regional Preview

5

Odds to win Regional via Circa Sports

1 ARKANSAS	-185	2 LA TECH	+418
4 SE MISS. ST.	+1550	3 KANSAS STATE	+480


\*\* THE NUMBER UNDER STATS IS RANK OUT OF THE 64 REMAINING TEAMS



**ARKANSAS RAZORBACKS**  
RPI 5 SOS 14

<b>RECORD</b>	43-14	<b>ODDS TO WIN</b>	via Circa Sports	<b>PROB. TO ADV.</b>	via @Statsowar
in LAST 10	3-7	REGIONAL	-185	<b>55.3%</b>	
vs Q1/Q2	21-14	CWS	+650		
vs Q3/Q4	22-0				


BAT AVG	wOBA	wRC+	HR's	ERA	WHIP	xFIP	SIERA
.268	.365	107	77	3.65	1.21	4.01	2.69
64	60	51	35	1	1	1	1



**LOUISIANA TECH BULLDOGS**  
RPI 29 SOS 89

<b>RECORD</b>	45-17	<b>ODDS TO WIN</b>	via Circa Sports	<b>PROB. TO ADV.</b>	via @Statsowar
in LAST 10	8-2	REGIONAL	+418	<b>21.1%</b>	
vs Q1/Q2	12-10	CWS	150/1		
vs Q3/Q4	33-7				


BAT AVG	wOBA	wRC+	HR's	ERA	WHIP	xFIP	SIERA
.300	.384	135	88	4.99	1.41	4.72	3.60
25	42	8	22	31	21	18	24



**KANSAS STATE WILDCATS**  
RPI 45 SOS 30

<b>RECORD</b>	32-24	<b>ODDS TO WIN</b>	via Circa Sports	<b>PROB. TO ADV.</b>	via @Statsowar
in LAST 10	5-5	REGIONAL	+480	<b>17.3%</b>	
vs Q1/Q2	13-20	CWS	200/1		
vs Q3/Q4	19-4				

BAT AVG	wOBA	wRC+	HR's	ERA	WHIP	xFIP	SIERA
.271	.355	102	59	5.54	1.47	4.60	3.55
62	63	61	55	44	35	11	20



**SE MISSOURI ST. REDHAWKS**  
RPI 132 SOS 175

<b>RECORD</b>	34-25	<b>ODDS TO WIN</b>	via Circa Sports	<b>PROB. TO ADV.</b>	via @Statsowar
in LAST 10	8-2	REGIONAL	+1550	<b>6.4%</b>	
vs Q1/Q2	3-5	CWS	1000/1		
vs Q3/Q4	31-22				

BAT AVG	wOBA	wRC+	HR's	ERA	WHIP	xFIP	SIERA
.296	.400	127	98	5.65	1.52	5.41	4.36
31	20	18	17	47	47	51	54

GRISSOM'S PICK: ARK

QUENTIN'S PICK: ARK

SMITTY'S PICK: ARK


# 12 CHARLOTTESVILLE

Odds to win Regional via Circa Sports

## Regional Preview

1 VIRGINIA	-152	2 MISSISSIPPI ST	+184
4 PENN	+5500	3 ST. JOHN'S	+880


\*\* THE NUMBER UNDER STATS IS RANK OUT OF THE 64 REMAINING TEAMS



**VIRGINIA  
CAVALIERS**  
RPI 12 SOS 32

<b>RECORD</b>	41-15	<b>ODDS TO WIN</b>	via Circa Sports	<b>PROB. TO ADV.</b>	via @Statsowar
<b>in LAST 10</b>	7-3	<b>REGIONAL</b>	-152	<b>56.8%</b>	
<b>vs Q1/Q2</b>	18-13	<b>CWS</b>	+3000		
<b>vs Q3/Q4</b>	23-2				


BAT AVG	wOBA	wRC+	HR's	ERA	WHIP	xFIP	SIERA
.341	.439	133	111	5.71	1.63	5.39	4.37
2	2	13	9	51	60	49	55



**MISSISSIPPI ST.  
BULLDOGS**  
RPI 25 SOS 17

<b>RECORD</b>	38-21	<b>ODDS TO WIN</b>	via Circa Sports	<b>PROB. TO ADV.</b>	via @Statsowar
<b>in LAST 10</b>	6-4	<b>REGIONAL</b>	+184	<b>31.9%</b>	
<b>vs Q1/Q2</b>	20-15	<b>CWS</b>	+4500		
<b>vs Q3/Q4</b>	18-6				


BAT AVG	wOBA	wRC+	HR's	ERA	WHIP	xFIP	SIERA
.277	.367	113	70	4.20	1.28	4.52	3.17
55	59	39	44	13	7	8	6



**ST. JOHN'S  
JOHNNIES**  
RPI 51 SOS 131

<b>RECORD</b>	37-16-1	<b>ODDS TO WIN</b>	via Circa Sports	<b>PROB. TO ADV.</b>	via @Statsowar
<b>in LAST 10</b>	6-4	<b>REGIONAL</b>	+880	<b>10.1%</b>	
<b>vs Q1/Q2</b>	12-8	<b>CWS</b>	400/1		
<b>vs Q3/Q4</b>	28-9-1				

BAT AVG	wOBA	wRC+	HR's	ERA	WHIP	xFIP	SIERA
.290	.371	103	40	4.17	1.44	5.59	4.47
39	54	56	63	11	28	58	57



**PENN  
QUAKERS**  
RPI 180 SOS 246

<b>RECORD</b>	24-23	<b>ODDS TO WIN</b>	via Circa Sports	<b>PROB. TO ADV.</b>	via @Statsowar
<b>in LAST 10</b>	7-3	<b>REGIONAL</b>	+5500	<b>1.3%</b>	
<b>vs Q1/Q2</b>	2-4	<b>CWS</b>	2000/1		
<b>vs Q3/Q4</b>	22-19				

BAT AVG	wOBA	wRC+	HR's	ERA	WHIP	xFIP	SIERA
.291	.381	99	55	6.40	1.64	5.41	3.99
37	46	62	60	61	59	50	41

GRISSOM'S PICK: MSST

QUENTIN'S PICK: MSST

SMITTY'S PICK: UVA

# CLEMSON


## Regional Preview

6

Odds to win Regional via Circa Sports

1 CLEMSON	-102	2 VANDERBILT	+238
4 HIGH POINT	+1800	3 COASTAL CAR.	+351

\*\* THE NUMBER UNDER STATS IS RANK OUT OF THE 64 REMAINING TEAMS



### CLEMSON TIGERS


RPI 7 SOS 21

RECORD 41-14  
in LAST 10 6-4  
vs Q1/Q2 22-10  
vs Q3/Q4 21-4

ODDS TO WIN  
via Circa Sports -102  
REGIONAL CWS +2000

PROB. TO ADV.  
via @Statsowar  
**47.6%**

BAT AVG	wOBA	wRC+	HR's	ERA	WHIP	xFIP	SIERA
.298	.400	117	101	4.69	1.41	4.79	3.70
29	18	32	15	23	20	23	28



### VANDERBILT COMMODORES


RPI 20 SOS 12

RECORD 38-21  
in LAST 10 5-5  
vs Q1/Q2 16-18  
vs Q3/Q4 22-3

ODDS TO WIN  
via Circa Sports +238  
REGIONAL CWS +3500

PROB. TO ADV.  
via @Statsowar  
**24.5%**

BAT AVG	wOBA	wRC+	HR's	ERA	WHIP	xFIP	SIERA
.286	.370	111	70	5.08	1.37	4.63	3.41
43	56	47	44	30	15	12	10



### COASTAL CAR. CHANTICLEERS


RPI 36 SOS 20

RECORD 34-23  
in LAST 10 7-3  
vs Q1/Q2 11-16  
vs Q3/Q4 23-7

ODDS TO WIN  
via Circa Sports +351  
REGIONAL CWS 350/1

PROB. TO ADV.  
via @Statsowar  
**23.1%**

BAT AVG	wOBA	wRC+	HR's	ERA	WHIP	xFIP	SIERA
.296	.400	128	79	5.95	1.48	4.98	3.96
32	16	15	30	54	40	32	39



### HIGH POINT PANTHERS

RPI 124 SOS 170

RECORD 34-25  
in LAST 10 8-2  
vs Q1/Q2 3-8  
vs Q3/Q4 31-17

ODDS TO WIN  
via Circa Sports +1800  
REGIONAL CWS 500/1

PROB. TO ADV.  
via @Statsowar  
**4.8%**

BAT AVG	wOBA	wRC+	HR's	ERA	WHIP	xFIP	SIERA
.293	.394	126	87	6.08	1.58	5.58	4.54
35	27	19	24	56	55	57	58

GRISSOM'S PICK: CLEM

QUENTIN'S PICK: COCAR

SMITTY'S PICK: CLEM



Odds to win Regional via Circa Sports

1 OKLAHOMA ST.	-169	2 NEBRASKA	+473
4 NIAGARA	+4400	3 FLORIDA	+300

\*\* THE NUMBER UNDER STATS IS RANK OUT OF THE 64 REMAINING TEAMS

### OKLAHOMA ST. COWBOYS

RPI 11 SOS 26

**RECORD**  
in LAST 10  
vs Q1/Q2  
vs Q3/Q4

40-17  
9-1  
20-15  
19-2

**ODDS TO WIN**  
via Circa Sports

REGIONAL -169  
CWS +4500

**PROB. TO ADV.**  
via @Statsowar

**57.5%**

BAT AVG	wOBA	wRC+	HR's	ERA	WHIP	xFIP	SIERA
.284	.401	134	111	4.08	1.26	4.28	2.93
47	15	11	7	8	5	3	2

### NEBRASKA CORNHUSKERS

RPI 28 SOS 34

**RECORD**  
in LAST 10  
vs Q1/Q2  
vs Q3/Q4

39-20  
8-2  
18-13  
21-7

**ODDS TO WIN**  
via Circa Sports

REGIONAL +473  
CWS +7000

**PROB. TO ADV.**  
via @Statsowar

**21.1%**

BAT AVG	wOBA	wRC+	HR's	ERA	WHIP	xFIP	SIERA
.288	.372	116	65	4.61	1.30	4.77	3.58
42	52	33	49	21	10	21	21

### FLORIDA GATORS

RPI 30 SOS 1

**RECORD**  
in LAST 10  
vs Q1/Q2  
vs Q3/Q4

28-27  
5-5  
15-24  
13-3

**ODDS TO WIN**  
via Circa Sports

REGIONAL +300  
CWS +6000

**PROB. TO ADV.**  
via @Statsowar

**18.3%**

BAT AVG	wOBA	wRC+	HR's	ERA	WHIP	xFIP	SIERA
.271	.388	110	114	6.26	1.55	4.81	3.61
61	35	48	4	58	53	25	25

### NIAGARA PURPLE EAGLES

RPI 103 SOS 292

**RECORD**  
in LAST 10  
vs Q1/Q2  
vs Q3/Q4

38-15  
8-2  
2-3  
36-12

**ODDS TO WIN**  
via Circa Sports

REGIONAL +4400  
CWS 2000/1

**PROB. TO ADV.**  
via @Statsowar

**2.2%**

BAT AVG	wOBA	wRC+	HR's	ERA	WHIP	xFIP	SIERA
.307	.393	113	69	5.40	1.68	5.88	4.69
15	29	42	46	41	61	63	63

GRISSOM'S PICK: OKST

QUENTIN'S PICK: OKST

SMITTY'S PICK: OKST

# ATHENS


## Regional Preview

7

Odds to win Regional via Circa Sports

1	GEORGIA	-177	2	UNC WILM.	+410
4	ARMY	+2175	3	GEORGIA TECH	+410

\*\* THE NUMBER UNDER STATS IS RANK OUT OF THE 64 REMAINING TEAMS



**GEORGIA BULLDOGS**  
RPI 6 SOS 11

**RECORD**  
in LAST 10  
vs Q1/Q2  
vs Q3/Q4

39-15  
7-3  
22-13  
17-2


**ODDS TO WIN**  
via Circa Sports

**REGIONAL** -177  
**CWS** +1500

**PROB. TO ADV.**  
via @Statsowar

**57.2%**

BAT AVG	wOBA	wRC+	HR's	ERA	WHIP	xFIP	SIERA
.303	.440	140	137	5.71	1.51	4.69	3.48
18	1	5	2	49	48	16	14



**UNC WILM. SEAHAWKS**  
RPI 34 SOS 59

**RECORD**  
in LAST 10  
vs Q1/Q2  
vs Q3/Q4

39-19  
7-3  
12-10  
27-9


**ODDS TO WIN**  
via Circa Sports

**REGIONAL** +410  
**CWS** 150/1

**PROB. TO ADV.**  
via @Statsowar

**21.4%**

BAT AVG	wOBA	wRC+	HR's	ERA	WHIP	xFIP	SIERA
.279	.373	118	84	4.59	1.47	5.19	4.08
53	50	29	27	18	39	40	45



**GEORGIA TECH YELLOWJACKETS**  
RPI 49 SOS 25

**RECORD**  
in LAST 10  
vs Q1/Q2  
vs Q3/Q4

31-23  
3-7  
14-17  
17-6


**ODDS TO WIN**  
via Circa Sports

**REGIONAL** +410  
**CWS** 175/1

**PROB. TO ADV.**  
via @Statsowar

**16.8%**

BAT AVG	wOBA	wRC+	HR's	ERA	WHIP	xFIP	SIERA
.311	.414	116	90	6.65	1.62	5.05	3.95
11	12	35	20	62	58	36	38



**ARMY BLACK KNIGHTS**  
RPI 121 SOS 182

**RECORD**  
in LAST 10  
vs Q1/Q2  
vs Q3/Q4

31-21  
7-3  
0-1  
31-20

**ODDS TO WIN**  
via Circa Sports

**REGIONAL** +2175  
**CWS** 500/1

**PROB. TO ADV.**  
via @Statsowar

**4.8%**

BAT AVG	wOBA	wRC+	HR's	ERA	WHIP	xFIP	SIERA
.271	.371	93	53	4.16	1.42	5.63	4.55
63	53	64	61	10	24	59	59

GRISSOM'S PICK: UGA

QUENTIN'S PICK: UGA

SMITTY'S PICK: UGA

1 NC STATE	+123	2 SO. CAROLINA	+135
4 BRYANT	+2225	3 JAMES MADISON	+532

\*\* THE NUMBER UNDER STATS IS RANK OUT OF THE 64 REMAINING TEAMS

## NC STATE WOLFPACK

RPI 15 SOS 3

**RECORD**  
in LAST 10: 33-20  
vs Q1/Q2: 7-3  
vs Q3/Q4: 16-17

**ODDS TO WIN**  
via Circa Sports: +123  
**REGIONAL CWS**: +4500

**PROB. TO ADV.**  
via @Statsowar: **43.3%**

BAT AVG	wOBA	wRC+	HR's	ERA	WHIP	xFIP	SIERA
.284	.385	103	83	6.30	1.58	5.46	4.20
46	40	58	28	59	54	53	48

## SO. CAROLINA GAMECOCKS

RPI 21 SOS 8

**RECORD**  
in LAST 10: 36-23  
vs Q1/Q2: 3-7  
vs Q3/Q4: 18-21

**ODDS TO WIN**  
via Circa Sports: +135  
**REGIONAL CWS**: +5500

**PROB. TO ADV.**  
via @Statsowar: **40.1%**

BAT AVG	wOBA	wRC+	HR's	ERA	WHIP	xFIP	SIERA
.275	.393	133	94	5.12	1.44	4.87	3.64
57	28	12	18	35	26	28	26

## JAMES MADISON DUKES

RPI 44 SOS 41

**RECORD**  
in LAST 10: 34-23  
vs Q1/Q2: 6-4  
vs Q3/Q4: 11-17

**ODDS TO WIN**  
via Circa Sports: +532  
**REGIONAL CWS**: 300/1

**PROB. TO ADV.**  
via @Statsowar: **12.7%**

BAT AVG	wOBA	wRC+	HR's	ERA	WHIP	xFIP	SIERA
.298	.391	113	79	5.98	1.61	5.43	4.43
28	32	43	30	55	57	52	56

## BRYANT BULLDOGS

RPI 115 SOS 268

**RECORD**  
in LAST 10: 36-19  
vs Q1/Q2: 7-3  
vs Q3/Q4: 1-8

**ODDS TO WIN**  
via Circa Sports: +2225  
**REGIONAL CWS**: 1000/1

**PROB. TO ADV.**  
via @Statsowar: **3.9%**

BAT AVG	wOBA	wRC+	HR's	ERA	WHIP	xFIP	SIERA
.284	.389	112	77	5.43	1.58	5.80	4.55
48	33	46	35	43	56	61	60

GRISSOM'S PICK: SO. CAR.

QUENTIN'S PICK: NCST

SMITTY'S PICK: NCST

# TALLAHASSEE

## Regional Preview

8

Odds to win Regional via Circa Sports

1 FLORIDA STATE	-108	2 ALABAMA	+275
4 STETSON	+1275	3 UCF	+361

\*\* THE NUMBER UNDER STATS IS RANK OUT OF THE 64 REMAINING TEAMS

### FLORIDA STATE SEMINOLES

RPI 8 SOS 28

**RECORD** 42-15  
in LAST 10 6-4  
vs Q1/Q2 16-13  
vs Q3/Q4 26-2

**ODDS TO WIN** via Circa Sports -108  
**REGIONAL CWS** +2300

**PROB. TO ADV.** via @Statsowar **46.4%**

BAT AVG	wOBA	wRC+	HR's	ERA	WHIP	xFIP	SIERA
.316	.418	137	107	5.05	1.49	4.78	3.51
5	9	7	11	34	42	22	17

### ALABAMA CRIMSON TIDE

RPI 24 SOS 6

**RECORD** 33-22  
in LAST 10 5-5  
vs Q1/Q2 17-20  
vs Q3/Q4 16-2

**ODDS TO WIN** via Circa Sports +275  
**REGIONAL CWS** +9500

**PROB. TO ADV.** via @Statsowar **24.9%**

BAT AVG	wOBA	wRC+	HR's	ERA	WHIP	xFIP	SIERA
.305	.396	118	87	5.70	1.45	5.13	3.90
16	24	28	24	48	30	37	35

### UCF KNIGHTS

RPI 33 SOS 45

**RECORD** 35-19  
in LAST 10 6-4  
vs Q1/Q2 13-13  
vs Q3/Q4 22-6

**ODDS TO WIN** via Circa Sports +361  
**REGIONAL CWS** 350/1

**PROB. TO ADV.** via @Statsowar **21.0%**

BAT AVG	wOBA	wRC+	HR's	ERA	WHIP	xFIP	SIERA
.286	.359	99	56	4.48	1.26	4.82	3.67
44	61	63	58	17	4	27	27

### STETSON HATTERS

RPI 100 SOS 206

**RECORD** 40-20  
in LAST 10 8-2  
vs Q1/Q2 5-6  
vs Q3/Q4 35-14

**ODDS TO WIN** via Circa Sports +1275  
**REGIONAL CWS** 750/1

**PROB. TO ADV.** via @Statsowar **7.8%**

BAT AVG	wOBA	wRC+	HR's	ERA	WHIP	xFIP	SIERA
.292	.376	120	64	4.95	1.47	5.39	4.19
36	49	27	50	29	37	47	47

GRISSOM'S PICK: FSU

QUENTIN'S PICK: FSU

SMITTY'S PICK: FSU

Odds to win Regional via Circa Sports

# NORMAN

## Regional Preview

1 OKLAHOMA	+141	2 DUKE	-105
4 ORAL ROBERTS	+5100	3 UCONN	+675

\*\* THE NUMBER UNDER STATS IS RANK OUT OF THE 64 REMAINING TEAMS

### OKLAHOMA SOONERS

RPI 14 SOS 7

**RECORD**  
in LAST 10  
vs Q1/Q2  
vs Q3/Q4

37-19  
8-2  
23-13  
14-6

**ODDS TO WIN**  
via Circa Sports

**REGIONAL** +141  
**CWS** +3000

**PROB. TO ADV.**  
via @Statsowar

## 35.9%

BAT AVG	wOBA	wRC+	HR's	ERA	WHIP	xFIP	SIERA
.313	.400	117	68	5.32	1.53	5.02	3.91
8	19	31	48	39	51	35	36

### DUKE BLUE DEVILS

RPI 16 SOS 22

**RECORD**  
in LAST 10  
vs Q1/Q2  
vs Q3/Q4

39-18  
6-4  
19-15  
20-3

**ODDS TO WIN**  
via Circa Sports

**REGIONAL** -105  
**CWS** +3000

**PROB. TO ADV.**  
via @Statsowar

## 49.9%

BAT AVG	wOBA	wRC+	HR's	ERA	WHIP	xFIP	SIERA
.312	.418	135	112	4.60	1.35	4.79	3.54
9	8	9	5	19	16	24	19

### UCONN HUSKIES

RPI 41 SOS 43

**RECORD**  
in LAST 10  
vs Q1/Q2  
vs Q3/Q4

32-23  
6-4  
10-17  
22-6

**ODDS TO WIN**  
via Circa Sports

**REGIONAL** +675  
**CWS** 200/1

**PROB. TO ADV.**  
via @Statsowar

## 12.0%

BAT AVG	wOBA	wRC+	HR's	ERA	WHIP	xFIP	SIERA
.274	.369	103	77	4.88	1.45	4.88	3.71
58	58	57	35	28	36	30	30

### ORAL ROBERTS GOLDEN EAGLES

RPI 266 SOS 289

**RECORD**  
in LAST 10  
vs Q1/Q2  
vs Q3/Q4

27-30-1  
7-3  
3-6  
24-24-1

**ODDS TO WIN**  
via Circa Sports

**REGIONAL** +5100  
**CWS** 1500/1

**PROB. TO ADV.**  
via @Statsowar

## 2.2%

BAT AVG	wOBA	wRC+	HR's	ERA	WHIP	xFIP	SIERA
.275	.348	103	48	5.55	1.45	5.50	4.22
56	64	59	62	45	29	55	49

GRISSOM'S PICK: DUKE

QUENTIN'S PICK: OU

SMITTY'S PICK: DUKE



# BACK ON *Rocky* TOP!

BY MATT GRISSOM

Tony Vitello and the Tennessee Volunteers find themselves once again as the #1 overall seed. What was once a curse, seems to be embraced by Vitello, who seemingly ran through the SEC Tournament without a worry in the world.

As it's been stated time and time again, the #1 overall seed has not won the College World Series since the 1999 Miami team. While this seems like a daunting task to overcome a 25 year old curse, Tennessee is no stranger to the pressure of a #1 overall seed. Coming into the 2022 postseason, Vitello led Tennessee to a 56-7 record before being handed a series loss at home in the Super Regionals by Notre Dame, cutting their run to Omaha short.

Last year's Tennessee squad found themselves in Omaha out of the Clemson Regional where they were the #2 seed, and then defeating Southern Miss in the Hattiesburg Super Regional. The various paths that Tennessee has had over the last few seasons makes them a worthy candidate to break this curse.

When we talk about a balanced team, Tennessee is the epitome of that statement. The Volunteers rank #2 nationally in wRC+ as a team and #5 nationally in SIERA as a team. Led by a very talented group of pitchers without a true "ace" allows Vitello to play matchups with opponents lineups, without depending on one single arm to get you to the finish line. Another benefit Tennessee has is that they can rely heavily on their bats to carry them if the pitching staff struggles.

While there may not be much value in betting Tennessee to win it all (+600 via DraftKings), I'm of the opinion that they are the team to beat this season. So throw out the curse and take the short shot to win it all, because the Volunteers are back and this time, they're coming for the whole damn thing.

## TENNESSEE TO WIN THE CWS

BY: *Circa* | SPORTS **YES (+600) NO (-840)**

# Regional Futures

## & FINAL THOUGHTS FROM GRISSOM

The key to handicapping these regionals is to remember my number one rule, which is: Good pitching travels better than good hitting. So when in doubt, lean on the team with the better pitching and you should win more times than not. Below are a list of the best value bets I see on the board, if you want to sweat a longer shot to win a regional.

**Best Value 3 Seeds:** UCF (+550) Coastal Carolina (+450)

**Best Value 4 Seeds:** Grand Canyon (+650) Stetson (+1400)

Another thing to remember in these regionals is that you're going to have coaches playing a little chess when it comes to starting pitchers. The one seeds almost exclusively save their ace for Saturday's matchup vs the 2/3 winner. Meanwhile, the 4 seed will throw their ace, to give them the best shot at pulling off the upset. The 2/3 seeds usually don't have that luxury, so they'll typically throw their ace, which immediately gives the 1 seed an advantage on Saturday. So pay attention to the pitching matchups or follow us and let us do the work for you through our new website which includes the probable starting pitchers.

### BEST BETS | REGIONALS



Duke (+115)



Georgia (-115)



Texas A&M (-140)



Oregon St (+105)



Mississippi St (+145)



Oklahoma St (+105)



South Carolina (+105)



Florida St (-110)



Dallas Baptist (+175)



ARK/TENN Parlay (-121)

# Regional Futures

## & FINAL THOUGHTS FROM MILLS

Betting the regional round is all about being patient and looking for the right matchups and numbers. Sometimes the best play is to stay away. Go with your gut and rely on the pitching data, as it's typically the anchor of successful postseason runs. As I always say on our shows, don't get caught up in the term "value" in this round or any further point, real value is a betslip that wins; be smart, don't over bet, and follow us.

**Best Value 3 Seeds:** Coastal Carolina (+450) Oregon (+140) Florida (+180)

**Best Value 4 Seeds:** Stetson (+450) Fresno St (+650) Tulane (+5000)

Best of luck to everyone who joins us as we navigate the regional round. Be sure you're following our individual twitters, @NCAAInsiders and visit [CollegeBaseballInsiders.com](http://CollegeBaseballInsiders.com), making sure to use our industry leading interactive matchup projector; it's been effective all season long, and sure to continue its winning run in June.

### BEST BETS | REGIONALS



Arizona (+150)



Arkansas (-250)



Texas A&M (-150)



Oregon St (+105)



Kentucky (-177)



Dallas Baptist (+175)



Coastal Carolina (+600)



ARK/TENN Parlay (-121)

# Regional Futures

## & FINAL THOUGHTS FROM SMITTY

The field of 64 is set and my initial thought was that College of Charleston should've made the field, but let's discuss some of the teams that did, as well as a few storylines that I'm excited to see play out.

Can Florida finally catch magic in the Stillwater Regional and make a push for Super Regionals? Tennessee is a well deserving number one seed with an impressive run in the SEC this season. Overall, I believe this team has the total package between pitching and hitting that has them set for a title run. I think the Tucson Regional is very stacked with Dallas Baptist, West Virginia, and Grand Canyon and I believe DBU can come out of it victorious. A team I've liked all year is Kentucky, but they'll be challenged by Indiana State in their regional. LSU is playing good baseball at the right time and has the leadership to make a push to get back to Omaha, but can they out of a tough Chapel Hill Regional? Mississippi State thought they deserved to host and will likely be motivated to challenge Virginia in Charlottesville. I think UVA will be up for the challenge and move on to the Super Regionals. Lastly, I really like Wake Forest, led by their ace, Chase Burns and a solid lineup that could make a deep run as a #2 Seed.

**Best Value 3 Seeds:** Coastal Carolina (+450)

**Best Value 4 Seeds:** Grand Canyon (+650)

When betting the regionals, my anchor is a mix of home field advantage and solid pitching staffs, along with using our matchup preview on our site. This is a very helpful feature to give you the edge to cash some tickets through the postseason.

### BEST BETS | REGIONALS



Duke (+115)



Georgia (-125)



Texas A&M (-150)



Florida St (-110)



Dallas Baptist (+175)



ARK/TENN Parlay (-121)



**THE INSIDERS GUIDE TO**  
*The Greatest Show on Dirt!*

college baseball

**insiders**

*CollegeBaseballInsiders.com*

