

College Baseball Insiders

POSTSEASON BETTING GUIDE



Regionals Edition

ABOUT THIS GUIDE


Welcome to the first edition of the College Baseball Insiders Postseason Betting Guide: The Regional Edition!

In this guide, we'll recap the regular season by showing you some of their team stats and records that paint the picture for how the regionals might shake out. If this is your first time here, welcome! If you checked out the preseason betting guide or were part of last years guides, welcome back!

For the first timers, let me introduce myself. My name is Matt Grissom and I love handicapping College Baseball. I finished the regular season with a record of 193-149 (56.4%), +52.04 units (13.6% ROI). All of my picks were posted for free, as well as the series previews to show you why I was placing the bets which you can find on our website, CollegeBaseballInsiders.com.

Which brings me to a much needed announcement for those who haven't been paying attention since the preseason betting guide. I've partnered up with Quentin Mills to start College Baseball Insiders. We broadcast a live show every week and Q has helped me tremendously when it comes to compiling the data for this guide. So I've got to give him a big shoutout before anything else. Q also had a pretty amazing regular season, finishing 114-74 (60.6%), +26.73 units (13.7% ROI). If you're keeping tabs, that's a combined 307-223 (57.9%), +78.77 units if you followed every bet from us.

Sit back, enjoy the guide, and get ready for the most exciting time of the college baseball season... The Road to Omaha starts now!



Matt Grissom
NCAA Insiders
@GrissomTweets



Quentin Mills
NCAA Insiders
@QMillly

Advanced Statistics By:
NCAA.com & D1Baseball.com

Parker Fleming
@Statsowar

Jason Kaminski
@NotebookWagerJKam

KEY DATES TO REMEMBER

Regionals: Begins Friday, June 2nd - Monday, June 5th
Super Regionals: Begins Friday, June 9th - Monday, June 12th
CWS Final 8 in Omaha: Begins Friday, June 16th

ODDS TO WIN IT ALL

via Circa Sports

| | | | |
|------------------|--------|---------------------|---------|
| Wake Forest | +350 | Boston College | +17500 |
| Arkansas | +700 | Maryland | +17500 |
| Florida | +700 | Arizona | +17500 |
| LSU | +900 | Oral Roberts | +17500 |
| Clemson | +1600 | Northeastern | +17500 |
| Stanford | +1900 | Louisiana | +17500 |
| Virginia | +1900 | Troy | +20000 |
| Vanderbilt | +1900 | UNC Wilmington | +1900 |
| Tennessee | +2500 | Indiana State | +15000 |
| Alabama | +3000 | UConn | +20000 |
| South Carolina | +4000 | Sam Houston State | +20000 |
| Miami | +4500 | Xavier | +20000 |
| Oklahoma State | +4500 | Cal State Fullerton | +25000 |
| East Carolina | +4500 | Indiana | +25000 |
| Auburn | +4500 | Oklahoma | +25000 |
| Southern Miss | +5000 | Santa Clara | +50000 |
| Kentucky | +5000 | Charlotte | +40000 |
| West Virginia | +5000 | Lipscomb | +80000 |
| Texas | +5000 | San Jose State | +80000 |
| Texas A&M | +5500 | Wright State | +80000 |
| Dallas Baptist | +5500 | Penn | +100000 |
| Oregon State | +6000 | Nicholls State | +100000 |
| Campbell | +6000 | Army | +100000 |
| Coastal Carolina | +6000 | Ball State | +100000 |
| Duke | +6000 | Samford | +150000 |
| Iowa | +6000 | Eastern Illinois | +200000 |
| North Carolina | +6000 | Rider | +200000 |
| Oregon | +7500 | Maine | +200000 |
| TCU | +7500 | Tulane | +200000 |
| Washington | +10000 | Central Conn. St. | +200000 |
| NC State | +12500 | George Mason | +500000 |
| Texas Tech | +15000 | Florida A&M | +500000 |

THE REGIONAL FORMAT

The most exciting thing about the college baseball postseason is the format. In the Regional matchups, you have 16 hosts, who are ranked #1 through #16. These 16 teams will all be #1 seeds in their respective regionals. They will play host to a #2, #3, and #4 team in their home stadium in a double elimination tournament. Like this:

- | | | | |
|------------|--|-----------|-------------------------------|
| G1 | #1 Seed vs #4 Seed | G2 | #2 Seed vs #3 Seed |
| G3 | G1 Loser vs G2 Loser | G4 | G1 Winner vs G2 Winner |
| G5 | G3 Winner vs G4 Loser | G6 | G5 Winner vs G4 Winner |
| G7* | If the loser of G6 only has one loss, a G7 will then be played. | | |

For me, the exciting thing about it is seeing how the coaches throw their pitchers. For instance, LSU with the #1 pitcher in the country in Paul Skenes, likely won't throw him against the #4 seed in game one. So they will throw a different pitcher so that they can save Paul Skenes for the matchup against the winner of the #2 vs #3 seed, assuming they beat the #4 seed.

It's all one giant chess match that can end up being very fun or very frustrating to handicap. But the good news is, the coaches usually let you know pretty early who they're throwing, so the wild goose chase we dealt with in the regular season shouldn't be as wild.

THE 16 REGIONAL SITES

THE HIGHEST WINNING SEED WILL HOST A SUPER REGIONAL VS THE REGIONAL WINNER

- | | | | |
|----------|------------------------|-----------|---------------------|
| 1 | WINSTON - SALEM | 16 | TUSCALOOSA |
| 2 | GAINESVILLE | 15 | COLUMBIA |
| 3 | FAYETTEVILLE | 14 | TERRE HAUTE |
| 4 | CLEMSON | 13 | AUBURN |
| 5 | BATON ROUGE | 12 | LEXINGTON |
| 6 | NASHVILLE | 11 | STILLWATER |
| 7 | CHARLOTTESVILLE | 10 | CONWAY |
| 8 | STANFORD | 9 | CORAL GABLES |

THE FIELD OF 64

| SEED | TEAM NAME | RECORD | RPI | SEED | TEAM NAME | RECORD | RPI |
|------|------------------|--------|-----|------|-------------------|--------|-----|
| 1 | #1 WAKE FOREST | 47-10 | 1 | 1 | #16 ALABAMA | 40-19 | 11 |
| 2 | MARYLAND | 41-19 | 35 | 2 | BOSTON COLLEGE | 35-18 | 18 |
| 3 | NORTHEASTERN | 44-14 | 31 | 3 | TROY | 39-20 | 38 |
| 4 | GEORGE MASON | 34-25 | 177 | 4 | NICHOLLS STATE | 34-22 | 109 |
| 1 | #2 FLORIDA | 44-14 | 4 | 1 | #15 S CAROLINA | 39-19 | 8 |
| 2 | UCONN | 43-15 | 22 | 2 | CAMPBELL | 44-13 | 13 |
| 3 | TEXAS TECH | 39-21 | 41 | 3 | NC STATE | 35-19 | 23 |
| 4 | FLORIDA A&M | 29-28 | 153 | 4 | CENTRAL CONN ST | 36-12 | 111 |
| 1 | #3 ARKANSAS | 41-16 | 3 | 1 | #14 INDIANA STATE | 42-15 | 9 |
| 2 | TCU | 37-22 | 33 | 2 | IOWA | 42-14 | 32 |
| 3 | ARIZONA | 33-24 | 45 | 3 | NORTH CAROLINA | 35-22 | 27 |
| 4 | SANTA CLARA | 35-18 | 81 | 4 | WRIGHT STATE | 39-21 | 77 |
| 1 | #4 CLEMSON | 43-17 | 6 | 1 | #13 AUBURN | 34-21 | 19 |
| 2 | TENNESSEE | 38-19 | 20 | 2 | SOUTHERN MISS | 41-17 | 21 |
| 3 | CHARLOTTE | 34-26 | 67 | 3 | SAMFORD | 36-23 | 62 |
| 4 | LIPSCOMB | 36-24 | 90 | 4 | PENN | 32-14 | 116 |
| 1 | #5 LSU | 43-15 | 5 | 1 | #12 KENTUCKY | 36-18 | 2 |
| 2 | OREGON STATE | 39-18 | 37 | 2 | WEST VIRGINIA | 39-18 | 24 |
| 3 | SAM HOUSTON ST | 38-23 | 70 | 3 | INDIANA | 41-18 | 30 |
| 4 | TULANE | 19-40 | 157 | 4 | BALL STATE | 36-21 | 101 |
| 1 | #6 VANDERBILT | 41-18 | 7 | 1 | #11 OKLAHOMA ST | 41-18 | 17 |
| 2 | OREGON | 37-20 | 34 | 2 | DALLAS BAPTIST | 45-14 | 16 |
| 3 | XAVIER | 37-23 | 44 | 3 | WASHINGTON | 34-18 | 36 |
| 4 | EASTERN ILLINOIS | 38-19 | 114 | 4 | ORAL ROBERTS | 46-11 | 76 |
| 1 | #7 VIRGINIA | 45-12 | 10 | 1 | #10 CO CAROLINA | 39-19 | 14 |
| 2 | EAST CAROLINA | 45-17 | 26 | 2 | DUKE | 35-21 | 25 |
| 3 | OKLAHOMA | 31-26 | 40 | 3 | UNC WILMINGTON | 34-21 | 39 |
| 4 | ARMY | 38-16 | 91 | 4 | RIDER | 35-19 | 99 |
| 1 | #8 STANFORD | 38-16 | 15 | 1 | #9 MIAMI | 40-19 | 12 |
| 2 | TEXAS A&M | 36-25 | 29 | 2 | TEXAS | 38-20 | 28 |
| 3 | CAL ST FULLERTON | 31-22 | 65 | 3 | LOUISIANA | 40-22 | 47 |
| 4 | SAN JOSE STATE | 31-25 | 104 | 4 | MAINE | 32-19 | 123 |

WINSTON-SALEM

Regional Preview

Odds to win Regional via Barstool Sports

1 WAKE FOREST -230 2 MARYLAND +400
4 GEORGE MASON +5000 3 NORTHEASTERN +575



WAKE FOREST DEMON DEACONS

RPI 1 SOS 42

RECORD 47-10
at HOME 29-3
vs RPI T50 19-6
vs RPI 50+ 28-4

ODDS TO WIN
via Circa Sports
REGIONAL -230
CWS +375

PROBABILITY
to Advance via @Statsowar
66.9%

| BA | wOBA | wRC+ | HR's | ERA | K/BB% | xFIP | SIERA | RUN DIFF |
|--------|-------|-------|-------|-------|-------|-------|-------|----------|
| .306 | .436 | 132 | 110 | 2.59 | 24.9 | 3.87 | 2.33 | +5.81 |
| 22/305 | 5/305 | 5/305 | 9/305 | 1/305 | 1/305 | 1/305 | 1/305 | 1/64 |



MARYLAND TERRAPINS

RPI 35 SOS 54

RECORD 41-19
on ROAD 26-10
vs RPI T50 6-4
vs RPI 50+ 35-15

ODDS TO WIN
via Circa Sports
REGIONAL +400
CWS 140/1

PROBABILITY
to Advance via @Statsowar
21.6%

| BA | wOBA | wRC+ | HR's | ERA | K/BB% | xFIP | SIERA | RUN DIFF |
|--------|-------|-------|-------|---------|---------|---------|---------|----------|
| .314 | .446 | 136 | 120 | 5.86 | 8.20 | 5.79 | 4.39 | +2.53 |
| 13/305 | 3/305 | 3/305 | 2/305 | 137/305 | 170/305 | 126/305 | 160/305 | 26/64 |



NORTHEASTERN HUSKIES

RPI 31 SOS 142

RECORD 44-14
on ROAD 24-10
vs RPI T50 8-4
vs RPI 50+ 36-10

ODDS TO WIN
via Circa Sports
REGIONAL +575
CWS 175/1

PROBABILITY
to Advance via @Statsowar
11.5%

| BA | wOBA | wRC+ | HR's | ERA | K/BB% | xFIP | SIERA | RUN DIFF |
|--------|--------|--------|--------|-------|--------|--------|--------|----------|
| .299 | .414 | 120 | 99 | 3.46 | 12.9 | 5.18 | 3.85 | +3.57 |
| 41/305 | 28/305 | 30/305 | 20/305 | 2/305 | 44/305 | 34/305 | 49/305 | 8/64 |



GEORGE MASON PATRIOTS

RPI 173 SOS 264

RECORD 34-25
on ROAD 19-14
vs RPI T50 0-3
vs RPI 50+ 24-19

ODDS TO WIN
via Circa Sports
REGIONAL +5000
CWS 5000/1

PROBABILITY
to Advance via @Statsowar
< 1%

| BA | wOBA | wRC+ | HR's | ERA | K/BB% | xFIP | SIERA | RUN DIFF |
|---------|---------|---------|---------|--------|--------|---------|---------|----------|
| .275 | .355 | 92 | 30 | 4.85 | 10.4 | 5.82 | 4.16 | +0.85 |
| 175/305 | 241/305 | 239/305 | 275/305 | 60/305 | 98/305 | 137/305 | 104/305 | 57/64 |

FRIDAY

82°

10 MPH SW

SATURDAY

84°

9 MPH SW

SUNDAY

72°

12 MPH SW

CAPACITY 3,823
LF / CF / RF DISTANCE 310' / 400' / 300'
GRASS / TURF INFIELD TURF

This may be one of the lower scoring regionals we have based on the pitching by Northeastern and Wake Forest. It's a tough draw for a Huskies team that had a great season, finishing 8-4 against RPI T50 teams.

Ultimately, I think the Deacs three headed monster of a pitching rotation is going to be too tough to beat, so I'm pretty confident that Wake Forest handles this regional at The Couch with ease.

If you wanted to sweat a longshot dog to win this regional, Northeastern at +575 would have some value. But similar to Campbell last year being put in the Knoxville Regional, that's a tough ask for a mid-major to beat the #1 overall.

MG

For those who've watched college baseball all year long, I think this region speaks for itself. First year head coach Shawn Camp got his George Mason squad back to post season ball, Northeastern has played pure, balanced baseball all year long, and Maryland stayed in stride this year offensively as a big ten juggernaut but pitching can be there downfall as teams hav had no issue putting up runs against the Terps; with that said, none of the teams will be able to compete with the offensive explosion Wake Forest brings , as well as the national top pitching staff. Wake Forest advances with little trouble.

QM

GAINESVILLE

2

Regional Preview

Odds to win Regional via Barstool Sports

| | | | |
|---------------|-------|--------------|------|
| 1 FLORIDA | -143 | 2 UCONN | +430 |
| 4 FLORIDA A&M | +7500 | 3 TEXAS TECH | +260 |



FLORIDA GATORS

RPI 4 SOS 25

RECORD 44-14
at HOME 30-6
vs RPI T50 21-12
vs RPI 50+ 23-2

ODDS TO WIN
via Circa Sports
REGIONAL -143
CWS +700

PROBABILITY
to Advance via @Statsowar

62.1%

| BA | wOBA | wRC+ | HR's | ERA | K/BB% | xFIP | SIERA | RUN DIFF |
|--------|--------|--------|-------|--------|--------|--------|--------|----------|
| .297 | .422 | 125 | 116 | 4.84 | 15.5 | 4.89 | 3.44 | +3.16 |
| 56/305 | 18/305 | 16/305 | 4/305 | 57/305 | 19/305 | 13/305 | 16/305 | 12/64 |



UCONN HUSKIES

RPI 23 SOS 78


RECORD on ROAD 43-15
25-11
vs RPI T50 4-5
vs RPI 50+ 39-10

ODDS TO WIN
via Circa Sports
REGIONAL +430
CWS 200/1

PROBABILITY
to Advance via @Statsowar

17.3%

| BA | wOBA | wRC+ | HR's | ERA | K/BB% | xFIP | SIERA | RUN DIFF |
|--------|--------|--------|--------|--------|--------|--------|--------|----------|
| .307 | .415 | 121 | 75 | 4.83 | 13.0 | 5.35 | 3.81 | +2.60 |
| 21/305 | 26/305 | 25/305 | 87/305 | 56/305 | 43/305 | 54/305 | 46/305 | 23/64 |



TEXAS TECH RED RAIDERS

RPI 41 SOS 46

RECORD on ROAD 39-21
9-14
vs RPI T50 12-13
vs RPI 50+ 27-8

ODDS TO WIN
via Circa Sports
REGIONAL +260
CWS 150/1

PROBABILITY
to Advance via @Statsowar

20.6%

| BA | wOBA | wRC+ | HR's | ERA | K/BB% | xFIP | SIERA | RUN DIFF |
|--------|--------|--------|--------|--------|--------|--------|--------|----------|
| .313 | .426 | 126 | 88 | 4.97 | 10.9 | 5.34 | 4.01 | +2.60 |
| 16/305 | 12/305 | 13/305 | 42/305 | 65/305 | 85/305 | 51/305 | 74/305 | 23/64 |



FLORIDA A&M RATTLEERS

RPI 156 SOS 100

RECORD on ROAD 29-28
16-14
vs RPI T50 0-4
vs RPI 50+ 29-24

ODDS TO WIN
via Circa Sports
REGIONAL +7500
CWS 5000/1

PROBABILITY
to Advance via @Statsowar

< 1%

| BA | wOBA | wRC+ | HR's | ERA | K/BB% | xFIP | SIERA | RUN DIFF |
|--------|---------|---------|---------|---------|---------|---------|---------|----------|
| .291 | .388 | 108 | 64 | 7.10 | 2.6 | 6.78 | 5.21 | +0.49 |
| 79/305 | 108/305 | 103/305 | 123/305 | 240/305 | 280/305 | 271/305 | 278/305 | 60/64 |

GAINESVILLE, FL

FRIDAY

82°

9 MPH SW

SATURDAY

84°

8 MPH SW

SUNDAY

82°

10 MPH SW

CONDRON FAMILY PARK

CAPACITY 10,000
LF / CF / RF DISTANCE 330' / 400' / 330'
GRASS / TURF INFIELD GRASS

I've been high on this Gators team since Quentin talked me into their legitimacy early this season. When their pitching is on, they're the second best team in the country, behind Wake Forest. The only thing that kind of worries me about Florida is when their pitchers are off, but they've got the offense to cover a bad outing or two.

At the end of the day, this is Florida's regional to lose and I don't see them doing it. Between Jac Cags and Wyatt Langford, this team has so much firepower, these other three teams can't keep up.

I'd personally lay up to -200 on Florida to win this regional.

MG

This region should produce better games than second seed regionals in years past. Texas Tech has lost a ton of talent over the last few years with the Jung brothers moving onto the pros, among other stars, but they continue to find ways to overcome and win games when it matters. UCONN had a great showing in last years Maryland regional and frankly should have advanced past Stanford in the Supers if it wasn't for last inning heroics from Stanfords power swinging bats. Expect closer than advertised games where Florida ultimately continues to roll through opponents as they have all season, enroute to a Super Regional next week.

QM


FAYETTEVILLE

3

Regional Preview

Odds to win Regional via Barstool Sports

| | | | |
|---------------|------|-----------|------|
| 1 ARKANSAS | +120 | 2 TCU | +315 |
| 4 SANTA CLARA | +700 | 3 ARIZONA | +320 |



ARKANSAS RAZORBACKS
RPI 3 SOS 3

RECORD 41-16
at HOME 30-4
vs RPI T50 19-11
vs RPI 50+ 22-5


ODDS TO WIN
via Circa Sports

REGIONAL +120
CWS +700

PROBABILITY
to Advance via @Statsowar

36.8%

| BA | wOBA | wRC+ | HR's | ERA | K/BB% | xFIP | SIERA | RUN DIFF |
|---------|--------|--------|--------|--------|--------|--------|--------|----------|
| .276 | .394 | 111 | 82 | 4.84 | 12.9 | 5.18 | 3.79 | +2.56 |
| 164/305 | 88/305 | 80/305 | 59/305 | 57/305 | 44/305 | 34/305 | 43/305 | 25/64 |



TCU HORNED FROGS
RPI 32 SOS 26

RECORD 37-22
on ROAD 16-11
vs RPI T50 11-14
vs RPI 50+ 26-8


ODDS TO WIN
via Circa Sports

REGIONAL +315
CWS +7500

PROBABILITY
to Advance via @Statsowar

25.6%

| BA | wOBA | wRC+ | HR's | ERA | K/BB% | xFIP | SIERA | RUN DIFF |
|--------|--------|--------|--------|--------|--------|--------|--------|----------|
| .295 | .399 | 113 | 72 | 4.84 | 10.9 | 5.41 | 4.05 | +2.29 |
| 66/305 | 66/305 | 66/305 | 98/305 | 57/305 | 85/305 | 64/305 | 82/305 | 32/64 |



ARIZONA WILDCATS
RPI 45 SOS 27

RECORD 33-24
on ROAD 10-16
vs RPI T50 10-15
vs RPI 50+ 23-9


ODDS TO WIN
via Circa Sports

REGIONAL +320
CWS 175/1

PROBABILITY
to Advance via @Statsowar

24.8%

| BA | wOBA | wRC+ | HR's | ERA | K/BB% | xFIP | SIERA | RUN DIFF |
|-------|--------|--------|---------|---------|--------|--------|--------|----------|
| .320 | .427 | 127 | 89 | 5.96 | 11.2 | 5.40 | 4.04 | +1.96 |
| 8/305 | 11/305 | 11/305 | 105/305 | 158/305 | 78/305 | 62/305 | 79/305 | 38/64 |



SANTA CLARA BRONCOS
RPI 80 SOS 179

RECORD 35-18
on ROAD 17-10
vs RPI T50 3-3
vs RPI 50+ 32-15

ODDS TO WIN
via Circa Sports

REGIONAL +700
CWS 500/1

PROBABILITY
to Advance via @Statsowar

12.8%

| BA | wOBA | wRC+ | HR's | ERA | K/BB% | xFIP | SIERA | RUN DIFF |
|--------|--------|--------|---------|--------|--------|--------|--------|----------|
| .299 | .407 | 117 | 71 | 4.51 | 13.1 | 5.36 | 3.80 | +1.91 |
| 41/305 | 42/305 | 41/305 | 105/305 | 36/305 | 42/305 | 55/305 | 44/305 | 41/64 |

FAYETTEVILLE, AR

FRIDAY

84°

6 MPH NW

SATURDAY

83°

6 MPH NW

SUNDAY

87°

8 MPH W

BAUM-WALKER STADIUM

CAPACITY 11,531
LF / CF / RF DISTANCE 320' / 400' / 320'
GRASS / TURF INFIELD GRASS

As most of you know, I'm an Arkansas fan, but I don't let it get in the way of handicapping college baseball.

That being said, I actually think Arkansas at a short plus price is a safe bet. Arkansas has the best pitching staff of the four teams, and they've returned several of their missing pieces on offense.

The one team that is worth a longer shot bet could be TCU, because the Horned Frogs are playing well right now. However, the Razorbacks having the advantage by TCU having a tougher Friday matchup may give the Razorbacks a huge boost in going up 2-0 in the regional.

MG

Traditionally a three seed is given a fairly easy Region to run though; to many's surprise, Arkansas was handed a rougher than expected weekend with scorching hot TCU and Arizona coming to town, along with a very complete Santa Clara team. TCU and Arizona are definitely playing better than their season stats show, as we watched them both play for conference tournament titles. Arizona can swing with the best teams in the country and TCU is starting to play complete baseball with consistent hitting and pitching so I expect both to challenge Arkansas in the Saturday and Sunday games. I do feel confident in the Hogs advancing, but buckle up and do not be surprised if there's mayhem in Fayetteville.

QM

CLEMSON

Regional Preview

Odds to win Regional via Barstool Sports

| | | | |
|------------|-------|-------------|------|
| 1 CLEMSON | +135 | 2 TENNESSEE | +145 |
| 4 LIPSCOMB | +1000 | 3 CHARLOTTE | +650 |

4



CLEMSON TIGERS

RPI 6 SOS 5

RECORD 43-17
at HOME 24-10
vs RPI T50 23-9
vs RPI 50+ 20-8

ODDS TO WIN
via Circa Sports
REGIONAL +135
CWS +1600

PROBABILITY
to Advance via @Statsowar
38.3%

| BA | wOBA | wRC+ | HR's | ERA | K/BB% | xFIP | SIERA | RUN DIFF |
|--------|--------|--------|---------|--------|--------|--------|--------|----------|
| .305 | .395 | 111 | 59 | 4.30 | 13.7 | 5.08 | 3.68 | +2.43 |
| 26/305 | 80/305 | 80/305 | 146/305 | 23/305 | 36/305 | 26/305 | 32/305 | 29/64 |



TENNESSEE VOLUNTEERS

RPI 20 SOS 23

RECORD on ROAD 38-19
5-14
vs RPI T50 13-17
vs RPI 50+ 25-2

ODDS TO WIN
via Circa Sports
REGIONAL +145
CWS +2500

PROBABILITY
to Advance via @Statsowar
42.6%

| BA | wOBA | wRC+ | HR's | ERA | K/BB% | xFIP | SIERA | RUN DIFF |
|--------|--------|--------|-------|-------|-------|-------|-------|----------|
| .289 | .424 | 126 | 114 | 3.69 | 23.6 | 4.13 | 2.43 | +3.61 |
| 92/305 | 15/305 | 13/305 | 5/305 | 4/305 | 2/305 | 2/305 | 2/305 | 7/64 |



CHARLOTTE 49'ERS

RPI 66 SOS 44

RECORD on ROAD 34-26
15-14
vs RPI T50 5-10
vs RPI 50+ 29-16

ODDS TO WIN
via Circa Sports
REGIONAL +650
CWS 400/1

PROBABILITY
to Advance via @Statsowar
10.8%

| BA | wOBA | wRC+ | HR's | ERA | K/BB% | xFIP | SIERA | RUN DIFF |
|---------|---------|---------|--------|--------|--------|--------|--------|----------|
| .261 | .384 | 106 | 90 | 4.89 | 14.8 | 5.10 | 3.55 | +1.32 |
| 243/305 | 130/305 | 126/305 | 34/305 | 62/305 | 25/305 | 30/305 | 22/305 | 50/64 |



LIPSCOMB BISON

RPI 89 SOS 158

RECORD on ROAD 36-24
18-17
vs RPI T50 2-5
vs RPI 50+ 34-19

ODDS TO WIN
via Circa Sports
REGIONAL +1000
CWS 800/1

PROBABILITY
to Advance via @Statsowar
8.3%

| BA | wOBA | wRC+ | HR's | ERA | K/BB% | xFIP | SIERA | RUN DIFF |
|---------|---------|---------|--------|--------|--------|--------|--------|----------|
| .253 | .382 | 105 | 99 | 5.08 | 13.5 | 5.33 | 3.75 | +1.12 |
| 271/305 | 136/305 | 133/305 | 20/305 | 70/305 | 39/305 | 47/305 | 40/305 | 55/64 |

FRIDAY

82°

9 MPH SW

SATURDAY

86°

9 MPH SW

SUNDAY

80°

10 MPH SW

CAPACITY 6,272
LF / CF / RF DISTANCE 320' / 400' / 330'
GRASS / TURF INFIELD GRASS

What a treat we have in Clemson this weekend. The red hot Clemson Tigers are coming off winning the ACC Championship as part of a 16 game win streak. The Tigers didn't get any favors by the committee getting Ole Rocky Top put in their regional. The Vols were the #1 overall seed last season and looked to be the team to beat before Notre Dame upset them in the Super Regional. I can't imagine Tony Vitello not rising to the occasion and have his boys ready to play.

The Volunteers have the second best pitching staff in the country behind Wake Forest and like I'll say numerous time throughout this guide, pitching usually travels more consistently than hitting.

The best value on the board is honestly to take Clemson AND Tennessee at plus money, because this is coin flip series.

MG

A month into the season, we all wondered if Clemson would ever bounce back to their glory days, even after hiring Eric Bakich after starting off 2-8 in ACC play; fast forward to June and we are looking at one of the hottest teams in the country that no one wants to play. Caden Grice has lead this team to a host position and they simply know how to stay in games without worry, just to storm to the win column when it matters late in games. Remember that other orange team from Rocky Top? Yeah, they're entering town and are eager to prove just how good they are. Tennessee has one of the best rotations a team could want for an Omaha run so there's no reason they can't advance here. My biggest concern is Tennessee is vulnerable away from Knoxville, and I think they'll want to show they can play anyone anywhere. I think it's worth laying equal money on both Clemson and Tennessee to almost all but guarantee a profit leaving this region.

QM

BATON ROUGE

5

Regional Preview

Odds to win Regional via Barstool Sports

| | | | |
|----------|-------|-----------------|------|
| 1 LSU | -165 | 2 OREGON STATE | +240 |
| 4 TULANE | +3000 | 3 SAM HOUST. ST | +700 |



LSU TIGERS

RPI 5 SOS 13

RECORD 43-15
at HOME 28-7
vs RPI T50 17-12
vs RPI 50+ 26-3

ODDS TO WIN via Circa Sports
REGIONAL -165
CWS +900

PROBABILITY to Advance via @Statsowar
55.1%

| BA | wOBA | wRC+ | HR's | ERA | K/BB% | xFIP | SIERA | RUN DIFF |
|--------|-------|-------|-------|--------|-------|--------|-------|----------|
| .311 | .445 | 136 | 117 | 4.66 | 18.5 | 4.91 | 3.07 | +4.41 |
| 18/305 | 4/305 | 3/305 | 3/305 | 43/305 | 3/305 | 15/305 | 3/305 | 3/64 |



OREGON STATE BEAVERS

RPI 37 SOS 80

RECORD on ROAD 39-18
vs RPI T50 16-12
vs RPI 50+ 9-9
vs RPI 50+ 30-9

ODDS TO WIN via Circa Sports
REGIONAL +240
CWS +6000

PROBABILITY to Advance via @Statsowar
28.5%

| BA | wOBA | wRC+ | HR's | ERA | K/BB% | xFIP | SIERA | RUN DIFF |
|--------|--------|--------|--------|--------|--------|--------|--------|----------|
| .290 | .404 | 116 | 79 | 4.65 | 14.9 | 5.09 | 3.55 | +3.07 |
| 86/305 | 48/305 | 44/305 | 66/305 | 42/305 | 23/305 | 28/305 | 22/305 | 14/64 |



SAM HOUSTON ST BEARKATS

RPI 70 SOS 103

RECORD on ROAD 38-23
vs RPI T50 21-13
vs RPI 50+ 3-5
vs RPI 50+ 35-18

ODDS TO WIN via Circa Sports
REGIONAL +700
CWS 200/1

PROBABILITY to Advance via @Statsowar
16.4%

| BA | wOBA | wRC+ | HR's | ERA | K/BB% | xFIP | SIERA | RUN DIFF |
|--------|--------|--------|--------|--------|--------|--------|--------|----------|
| .314 | .409 | 118 | 76 | 5.24 | 10.9 | 5.49 | 4.09 | +2.18 |
| 13/305 | 38/305 | 38/305 | 80/305 | 85/305 | 85/305 | 74/305 | 91/305 | 33/64 |



TULANE GREEN WAVE

RPI 158 SOS 21

RECORD on ROAD 19-40
vs RPI T50 11-20
vs RPI 50+ 3-11
vs RPI 50+ 16-29

ODDS TO WIN via Circa Sports
REGIONAL +3000
CWS 2000/1

PROBABILITY to Advance via @Statsowar
< 1%

| BA | wOBA | wRC+ | HR's | ERA | K/BB% | xFIP | SIERA | RUN DIFF |
|---------|---------|---------|--------|---------|---------|---------|---------|----------|
| .247 | .365 | 97 | 76 | 7.18 | 9.8 | 5.83 | 4.19 | -1.54 |
| 291/305 | 212/305 | 207/305 | 80/305 | 242/305 | 119/305 | 142/305 | 116/305 | 64/64 |

BATON ROUGE, LA

FRIDAY


91°

7 MPH S

SATURDAY


93°

6 MPH S

SUNDAY


93°

7 MPH SW

ALEX BOX STADIUM

| | |
|-----------------------|--------------------|
| CAPACITY | 10,326 |
| LF / CF / RF DISTANCE | 330' / 405' / 330' |
| GRASS / TURF INFIELD | GRASS |

The best thing about this regional is that we get to see LSU being overly taken care of by the committee. The Tigers get to take on a 19-40 Tulane team that automatically qualified by winning their conference tournament. Next up, they'll take on the winner of Sam Houston State and Oregon State. Not to take anything away from either of these two teams, but Oregon State is dealing with injuries and Sam Houston State is just not in the same caliber as LSU.

LSU should be playable to win this regional up to -200. I cannot see a world where LSU does not advance here, despite having a less than desirable bullpen.

MG

This region is very simple with LSU coming out of it with minimal challenge, even with their known bullpen woes. Oregon state has lost Jacob Kmatz and Jaren Hunter for this weekend which should crush Oregon State's chance of competing with LSU. Give me LSU with ease.

QM

NASHVILLE

Regional Preview

Odds to win Regional via Barstool Sports

| | | | |
|--------------|-------|----------|------|
| 1 VANDERBILT | -125 | 2 OREGON | +240 |
| 4 E ILLINOIS | +2000 | 3 XAVIER | +500 |



VANDERBILT COMMODORES

RPI 7 SOS 6

RECORD 41-18
at HOME 25-6
vs RPI T50 21-14
vs RPI 50+ 20-4

ODDS TO WIN
via Circa Sports
REGIONAL -125
CWS +1900

PROBABILITY
to Advance via @Statsowar
54.6%

| BA | wOBA | wRC+ | HR's | ERA | K/BB% | xFIP | SIERA | RUN DIFF |
|---------|---------|---------|---------|--------|--------|--------|--------|----------|
| .272 | .376 | 102 | 70 | 4.29 | 14.6 | 5.33 | 3.59 | +2.17 |
| 191/305 | 160/305 | 156/305 | 108/305 | 21/305 | 27/305 | 47/305 | 25/305 | 34/64 |



OREGON DUCKS

RPI 34 SOS 24

RECORD on ROAD 37-20
14-7
vs RPI T50 15-8
vs RPI 50+ 22-12

ODDS TO WIN
via Circa Sports
REGIONAL +240
CWS +7500

PROBABILITY
to Advance via @Statsowar
31.1%

| BA | wOBA | wRC+ | HR's | ERA | K/BB% | xFIP | SIERA | RUN DIFF |
|--------|--------|--------|--------|--------|---------|---------|---------|----------|
| .300 | .403 | 115 | 88 | 5.22 | 7.5 | 6.17 | 4.53 | +1.40 |
| 38/305 | 53/305 | 53/305 | 42/305 | 83/305 | 196/305 | 209/305 | 188/305 | 46/64 |



XAVIER MUSKETEERS

RPI 44 SOS 74

RECORD on ROAD 37-23
27-14
vs RPI T50 4-12
vs RPI 50+ 33-11

ODDS TO WIN
via Circa Sports
REGIONAL +500
CWS 200/1

PROBABILITY
to Advance via @Statsowar
13.7%

| BA | wOBA | wRC+ | HR's | ERA | K/BB% | xFIP | SIERA | RUN DIFF |
|---------|---------|---------|--------|--------|--------|--------|--------|----------|
| .276 | .383 | 105 | 88 | 4.58 | 11.8 | 5.56 | 4.02 | +1.82 |
| 164/305 | 133/305 | 133/305 | 42/305 | 38/305 | 67/305 | 91/305 | 75/305 | 42/64 |



EASTERN ILLINOIS PANTHERS

RPI 139 SOS 288

RECORD on ROAD 34-20
25-14
vs RPI T50 1-2
vs RPI 50+ 33-18

ODDS TO WIN
via Circa Sports
REGIONAL +2000
CWS 2000/1

PROBABILITY
to Advance via @Statsowar
< 1%

| BA | wOBA | wRC+ | HR's | ERA | K/BB% | xFIP | SIERA | RUN DIFF |
|--------|---------|---------|---------|--------|---------|--------|---------|----------|
| .293 | .388 | 108 | 58 | 4.78 | 9.2 | 5.51 | 4.33 | +2.42 |
| 72/305 | 108/305 | 103/305 | 148/305 | 53/305 | 144/305 | 78/305 | 152/305 | 30/64 |

NASHVILLE, TN

FRIDAY


90°

8 MPH SW

SATURDAY


92°

9 MPH SW

SUNDAY


90°

9 MPH SW



HAWKINS FIELD

| | |
|-----------------------|--------------------|
| CAPACITY | 3,700 |
| LF / CF / RF DISTANCE | 310' / 400' / 330' |
| GRASS / TURF INFIELD | TURF |

I've slept on this Vanderbilt offense all season, but they've turned it on when they've needed to here lately. Coming off winning the SEC Championship, Vandy plays host to a pretty soft regional. Those who have watched our shows throughout the season know we're down on the PAC 12 this year, so Oregon shouldn't be much of a test. Xavier took care of business vs Uconn, which helped boost their resume, but at the end of the day, they're 4-12 against RPI T25 teams.

This should be a pretty easy cakewalk for Vanderbilt and playable up to Vanderbilt -150.

MG

Vanderbilt is playing incredible baseball over the last two weeks and I don't see anyone in this region stopping them from continuing forward. Oregon was able to secure the PAC 12 championship vs a hot Arizona team and Xavier stole a bid by taking the Big East crown, but they're no match for Tim Corbin's boys. Anchor down with Vandy in this one.

QM

CHARLOTTESVILLE 7

Regional Preview

Odds to win Regional via Barstool Sports

| | | | |
|------------|-------|--------------|------|
| 1 VIRGINIA | -106 | 2 E CAROLINA | +240 |
| 4 ARMY | +1500 | 3 OKLAHOMA | +400 |



VIRGINIA CAVALIERS

RPI 10 SOS 76

RECORD 45-12
 at HOME 31-4
 vs RPI T50 13-7
 vs RPI 50+ 32-5

ODDS TO WIN via Circa Sports
 REGIONAL -106
 CWS +1900

PROBABILITY to Advance via @Statsowar
50.6%

| BA | wOBA | wRC+ | HR's | ERA | K/BB% | xFIP | SIERA | RUN DIFF |
|-------|-------|-------|--------|-------|-------|-------|-------|----------|
| .334 | .433 | 130 | 57 | 3.82 | 17.8 | 4.75 | 3.18 | +4.79 |
| 1/305 | 8/305 | 7/305 | 98/305 | 5/305 | 5/305 | 7/305 | 5/305 | 2/64 |



EAST CAROLINA PIRATES

RPI 26 SOS 75

RECORD on ROAD 45-17
 16-12
 vs RPI T50 4-8
 vs RPI 50+ 41-9

ODDS TO WIN via Circa Sports
 REGIONAL +240
 CWS +4500

PROBABILITY to Advance via @Statsowar
31.5%

| BA | wOBA | wRC+ | HR's | ERA | K/BB% | xFIP | SIERA | RUN DIFF |
|--------|--------|--------|---------|--------|-------|-------|-------|----------|
| .290 | .391 | 109 | 59 | 4.27 | 18.0 | 4.71 | 3.15 | +2.79 |
| 86/305 | 96/305 | 97/305 | 105/305 | 20/305 | 4/305 | 5/305 | 4/305 | 20/64 |



OKLAHOMA SOONERS

RPI 40 SOS 16

RECORD on ROAD 31-26
 16-14
 vs RPI T50 12-13
 vs RPI 50+ 19-13

ODDS TO WIN via Circa Sports
 REGIONAL +400
 CWS 250/1

PROBABILITY to Advance via @Statsowar
10.7%

| BA | wOBA | wRC+ | HR's | ERA | K/BB% | xFIP | SIERA | RUN DIFF |
|---------|---------|---------|---------|---------|---------|---------|---------|----------|
| .283 | .386 | 107 | 57 | 5.92 | 6.2 | 6.14 | 4.72 | +0.12 |
| 130/305 | 118/305 | 118/305 | 227/305 | 148/305 | 224/305 | 202/305 | 231/305 | 62/64 |



ARMY BLACK KNIGHTS

RPI 93 SOS 257

RECORD on ROAD 38-16
 20-12
 vs RPI T50 0-1
 vs RPI 50+ 38-15

ODDS TO WIN via Circa Sports
 REGIONAL +1500
 CWS 1000/1

PROBABILITY to Advance via @Statsowar
7.2%

| BA | wOBA | wRC+ | HR's | ERA | K/BB% | xFIP | SIERA | RUN DIFF |
|--------|--------|--------|--------|--------|--------|--------|--------|----------|
| .306 | .405 | 116 | 54 | 4.13 | 12.0 | 5.55 | 3.96 | +3.50 |
| 22/305 | 44/305 | 44/305 | 91/305 | 14/305 | 65/305 | 89/305 | 66/305 | 9/64 |

CHARLOTTESVILLE, VA

FRIDAY
89°


7 MPH SW

SATURDAY
90°


7 MPH SW

SUNDAY
75°


9 MPH SW

DISHARON PARK

CAPACITY 5,900
LF / CF / RF DISTANCE 332' / 404' / 332'
GRASS / TURF INFIELD GRASS

The path to Virginia to make it to a super regional may look easy on the surface, but East Carolina may be able to give the Cavs a challenge.

Virginia does everything well, making them a complete team. From Edgington and Parker, to Gelof and Teel they've got solid pitchers and hitters. This will be a bigger question for the Pirates to answer and that's to see if they're capable of playing a complete weekend against tough competition.

I don't think it'll be enough and I think the price on Virginia is way too short here. I like Virginia up to -140.

MG

This may be one of the most exciting regionals of the tournament. Oklahoma made a surprise trip to Omaha last year but all of that talent was lost and it surely showed this year. UVA and ECU have become a bit of a rivalry over the past few seasons due to proximity and ECU's success over UVA in the last 3 postseasons. I've watched both team all season long and while I love ECU's pirate nation, I think this team is a step below those teams that beat UVA. UVA has been one of the best offenses in the country, solid starting pitching, and has one of the best records at home. The Cavaliers get it done in Charlottesville and look forward to hosting the Conway regional winner next weekend.

QM

STANFORD

Regional Preview

Odds to win Regional via Barstool Sports

1 STANFORD +150 2 TEXAS A&M +175
4 SAN JOSE STATE +900 3 CAL STATE FUL. +400

8



STANFORD CARDINAL

RPI 14 SOS 41

RECORD 38-16
at HOME 20-7
vs RPI T50 14-9
vs RPI 50+ 24-7

ODDS TO WIN
via Circa Sports
REGIONAL +150
CWS +3000

PROBABILITY
to Advance via @Statsowar

44.4%

| BA | wOBA | wRC+ | HR's | ERA | K/BB% | xFIP | SIERA | RUN DIFF |
|--------|--------|--------|--------|---------|--------|--------|--------|----------|
| .317 | .424 | 125 | 101 | 5.84 | 13.3 | 5.25 | 3.71 | +2.04 |
| 12/305 | 15/305 | 16/305 | 16/305 | 134/305 | 40/305 | 39/305 | 38/305 | 37/64 |



TEXAS A&M AGGIES

RPI 29 SOS 10

RECORD on ROAD 36-25
14-12
vs RPI T50 15-18
vs RPI 50+ 21-7

ODDS TO WIN
via Circa Sports
REGIONAL +175
CWS +5500

PROBABILITY
to Advance via @Statsowar

34.6%

| BA | wOBA | wRC+ | HR's | ERA | K/BB% | xFIP | SIERA | RUN DIFF |
|---------|---------|---------|--------|---------|--------|--------|--------|----------|
| .270 | .387 | 108 | 81 | 5.49 | 12.1 | 5.27 | 3.84 | +1.34 |
| 197/305 | 115/305 | 103/305 | 60/305 | 106/305 | 61/305 | 40/305 | 48/305 | 47/64 |



CAL ST FULLERTON TITANS

RPI 65 SOS 69

RECORD on ROAD 31-22
16-9
vs RPI T50 7-7
vs RPI 50+ 24-15

ODDS TO WIN
via Circa Sports
REGIONAL +400
CWS 250/1

PROBABILITY
to Advance via @Statsowar

15.5%

| BA | wOBA | wRC+ | HR's | ERA | K/BB% | xFIP | SIERA | RUN DIFF |
|---------|---------|---------|---------|--------|--------|--------|--------|----------|
| .275 | .361 | 95 | 33 | 4.97 | 11.3 | 5.53 | 4.03 | +0.64 |
| 175/305 | 225/305 | 223/305 | 266/305 | 65/305 | 75/305 | 81/305 | 78/305 | 59/64 |



SAN JOSE STATE SPARTANS

RPI 109 SOS 127

RECORD on ROAD 31-25
13-16
vs RPI T50 1-5
vs RPI 50+ 30-20

ODDS TO WIN
via Circa Sports
REGIONAL +900
CWS 800/1

PROBABILITY
to Advance via @Statsowar

5.5%

| BA | wOBA | wRC+ | HR's | ERA | K/BB% | xFIP | SIERA | RUN DIFF |
|---------|---------|---------|---------|---------|---------|---------|---------|----------|
| .277 | .372 | 100 | 52 | 5.68 | 6.10 | 6.17 | 4.70 | +0.05 |
| 159/305 | 179/305 | 178/305 | 184/305 | 119/305 | 226/305 | 209/305 | 227/305 | 63/64 |

STANFORD, CA

FRIDAY



71°



10 MPH SE

SATURDAY



71°



10 MPH SE

SUNDAY



72°



9 MPH SE



SUNKEN DIAMOND

CAPACITY

4,000

LF / CF / RF DISTANCE

335' / 400' / 335'

GRASS / TURF INFIELD

GRASS

Stanford is coming into the postseason having not played a single team in the RPI T25 and it looks like that will stay true through the regional.

Texas A&M has the weapons on offense and the pitching staff to take on a Stanford team who, outside of Quinn Mathews, has been a little hit or miss this season. If A&M can get through Cal State Fullerton without throwing Wansing, I truly believe the Aggies can take this regional from Stanford.

I'm buying into the fact that this A&M squad is figuring it out under Schlossnagle and they're going to go into Stanford and give the Cardinal all they can handle. A&M is worth a play at +150 or higher.

MG

Stanford has run the PAC 12 for the last several years and to no surprise, they are back in a top 8 seed, looking for another trip to Omaha. After Quinn Mathew's, Stanford doesn't really have any other arms that overly impress me which may end up boding well for two teams named Cal State Fullerton and Texas A&M. CSF isn't afraid of anyone and have shown this season they can beat the power 5 teams as they boat wins over Texas and UCLA, and the Aggies are playing elite baseball right now after an underwhelming start to the season. If the Aggies can stay hot offensively, keep the pitching consistent, I think we may see a top 8 seed go down in this region and Schlossnagle gets his Aggies to the Super Regional in back to back years. Give me 2 seed Texas A&M as a value play.

QM

CORAL GABLES

Regional Preview

Odds to win Regional via Barstool Sports

| | | | |
|---------|-------|-------------|------|
| 1 MIAMI | +125 | 2 LOUISIANA | +380 |
| 4 MAINE | +3000 | 3 TEXAS | +165 |



MIAMI HURRICANES

RPI 12 SOS 29

RECORD 40-19
at HOME 28-5
vs RPI T50 16-13
vs RPI 50+ 24-6

ODDS TO WIN
via Circa Sports
REGIONAL +125
CWS +4500

PROBABILITY
to Advance via @Statsowar

53.3%

| BA | wOBA | wRC+ | HR's | ERA | K/BB% | xFIP | SIERA | RUN DIFF |
|--------|--------|--------|-------|--------|--------|--------|--------|----------|
| .297 | .410 | 119 | 110 | 5.15 | 16.2 | 4.88 | 3.38 | +2.15 |
| 56/305 | 36/305 | 32/305 | 9/305 | 74/305 | 10/305 | 12/305 | 10/305 | 35/64 |



TEXAS LONGHORNS

RPI 28 SOS 22

RECORD on ROAD 38-20
10-12
vs RPI T50 12-11
vs RPI 50+ 26-9

ODDS TO WIN
via Circa Sports
REGIONAL +165
CWS +5000

PROBABILITY
to Advance via @Statsowar

29.6%

| BA | wOBA | wRC+ | HR's | ERA | K/BB% | xFIP | SIERA | RUN DIFF |
|--------|--------|--------|--------|--------|--------|--------|--------|----------|
| .297 | .403 | 115 | 85 | 4.13 | 11.5 | 5.41 | 3.96 | +2.71 |
| 56/305 | 53/305 | 53/305 | 52/305 | 14/305 | 70/305 | 64/305 | 66/305 | 21/64 |



LOUISIANA RAGIN' CAJUNS

RPI 48 SOS 72

RECORD on ROAD 40-22
16-13
vs RPI T50 7-10
vs RPI 50+ 33-12

ODDS TO WIN
via Circa Sports
REGIONAL +380
CWS 175/1

PROBABILITY
to Advance via @Statsowar

16.7%

| BA | wOBA | wRC+ | HR's | ERA | K/BB% | xFIP | SIERA | RUN DIFF |
|--------|--------|--------|---------|--------|---------|---------|---------|----------|
| .289 | .395 | 111 | 64 | 4.79 | 9.7 | 5.95 | 4.26 | 2.08 |
| 92/305 | 80/305 | 80/305 | 123/305 | 54/305 | 126/305 | 158/305 | 137/305 | 36/64 |



MAINE BLACK BEARS

RPI 131 SOS 255

RECORD on ROAD 31-19
17-16
vs RPI T50 0-3
vs RPI 50+ 31-16

ODDS TO WIN
via Circa Sports
REGIONAL +3000
CWS 2000/1

PROBABILITY
to Advance via @Statsowar

< 1%

| BA | wOBA | wRC+ | HR's | ERA | K/BB% | xFIP | SIERA | RUN DIFF |
|--------|--------|--------|--------|---------|---------|---------|---------|----------|
| .293 | .404 | 116 | 79 | 5.87 | 6.1 | 6.14 | 4.68 | +1.24 |
| 72/305 | 48/305 | 44/305 | 66/305 | 140/305 | 226/305 | 202/305 | 219/305 | 52/64 |

CORAL GABLES, FL

FRIDAY


84°

9 MPH NW

SATURDAY


84°

9 MPH NW

SUNDAY


86°

13 MPH SE

MARK LIGHT FIELD

CAPACITY 5,000
LF / CF / RF DISTANCE 330' / 400' / 330'
GRASS / TURF INFIELD GRASS

It's never a Coral Gables Regional without thunderstorms in the forecast. We'll see if the weather delays cause any problems that would end up with another Ole Miss type team making a deep run.

On paper, Texas looks like the value play, but I've seen this Longhorns team not live up to expectations too many times to back them. I've also bet on and against this Miami team and still don't have them figured out. What does that mean for this regional? I'm likely going to bet it game to game.

For the sake of giving my play, I'm going to be the first to admit, my read on Miami was wrong. When this team is on, they're on. So give me the Canes to win this regional.

MG

I've said it all year long, the worst thing Miami can do is make a deep run because it means Gino DeMare will stick around. Gino hand gifted the Ole Miss rebels a national title last year by not pitching Star closer Andrew Walters in a close game to send them home. It seems as if he's overcorrected this issue, as he over pitched Walters in the ACC tourney and essentially cost them a conference title. All that said, I do like Miami to win this region with confidence. The Canes are pitching extremely well, theyve gotten their ace Ligon back, and Yohandy Morales is torching the ball, along with the rest of the supporting cast. Louisiana may be the biggest threat to Miami as they have consistent pitching/hitting and performed well in the Sunbelt all year long, we just have to see how it holds up in playoff baseball. Texas has no offense this year and their pitching can only hold them afloat for so long, which will allow Miami to create a winning storm in Coral Gables.

QM

CONWAY

Regional Preview

10

Odds to win Regional via Barstool Sports

| | | | |
|----------------|-------|--------|------|
| 1 CO. CAROLINA | +150 | 2 DUKE | +150 |
| 4 RIDER | +1300 | 3 UNCW | +425 |



COASTAL CAROLINA CHANTICLEERS

RPI 16 SOS 15

RECORD 39-19
 at HOME 23-10
 vs RPI T50 10-9
 vs RPI 50+ 29-10

ODDS TO WIN via Circa Sports
 REGIONAL +150
 CWS +6000

PROBABILITY to Advance via @Statsowar
45.1%

| BA | wOBA | wRC+ | HR's | ERA | K/BB% | xFIP | SIERA | RUN DIFF |
|--------|-------|-------|--------|---------|--------|--------|--------|----------|
| .313 | .434 | 130 | 99 | 6.18 | 12.9 | 5.57 | 3.76 | +2.45 |
| 16/305 | 7/305 | 7/305 | 20/305 | 177/305 | 44/305 | 94/305 | 42/305 | 28/64 |



DUKE BLUE DEVILS

RPI 22 SOS 7

RECORD on ROAD 35-21
 11-9
 vs RPI T50 16-13
 vs RPI 50+ 29-8

ODDS TO WIN via Circa Sports
 REGIONAL +150
 CWS +6000

PROBABILITY to Advance via @Statsowar
44.7%

| BA | wOBA | wRC+ | HR's | ERA | K/BB% | xFIP | SIERA | RUN DIFF |
|---------|--------|--------|--------|--------|-------|-------|-------|----------|
| .279 | .399 | 113 | 95 | 4.04 | 17.3 | 4.79 | 3.21 | +3.02 |
| 151/305 | 66/305 | 66/305 | 28/305 | 11/305 | 6/305 | 8/305 | 6/305 | 15/64 |



UNC WILMINGTON SEAHAWKS

RPI 39 SOS 32

RECORD on ROAD 34-21
 15-10
 vs RPI T50 8-10
 vs RPI 50+ 26-11

ODDS TO WIN via Circa Sports
 REGIONAL +425
 CWS 200/1

PROBABILITY to Advance via @Statsowar
10.1%

| BA | wOBA | wRC+ | HR's | ERA | K/BB% | xFIP | SIERA | RUN DIFF |
|--------|--------|--------|---------|---------|---------|---------|---------|----------|
| .299 | .391 | 110 | 67 | 5.79 | 6.9 | 6.16 | 4.63 | +0.73 |
| 41/305 | 96/305 | 91/305 | 114/305 | 131/305 | 208/305 | 207/305 | 209/305 | 58/64 |



RIDER BRONCS

RPI 97 SOS 241

RECORD on ROAD 35-19
 25-14
 vs RPI T50 2-2
 vs RPI 50+ 33-17

ODDS TO WIN via Circa Sports
 REGIONAL +1300
 CWS 2000/1

PROBABILITY to Advance via @Statsowar
< 1%

| BA | wOBA | wRC+ | HR's | ERA | K/BB% | xFIP | SIERA | RUN DIFF |
|---------|---------|---------|---------|--------|---------|---------|---------|----------|
| .264 | .356 | 92 | 37 | 4.21 | 7.7 | 6.08 | 4.55 | +1.78 |
| 230/305 | 240/305 | 239/305 | 255/305 | 17/305 | 187/305 | 188/305 | 196/305 | 44/64 |

CONWAY, SC

FRIDAY


79°

6 MPH SW

SATURDAY


81°

7 MPH SW

SUNDAY


74°

12 MPH SW

BROOKS STADIUM

CAPACITY 5,400
LF / CF / RF DISTANCE NOT LISTED
GRASS / TURF INFIELD GRASS

The Chanticleers can score runs with the best of them, however, pitching has not always been their strong suit. Duke actually has the better pitching advantage on paper, but have injuries with Santucci and Gow, so it's going to be interesting to see who the Blue Devils have available.

I don't really think UNC Wilmington has a shot, but they could make things interesting in that Friday game if Duke tries to save arms. They're a scrappy team who shouldn't be overlooked.

Ultimately, I think this is Coastal Carolina's regional to lose, I'd take the +150 or any plus money on them winning it.

MG

The last time Coastal Carolina hosted a region was in 2016...in case you forgot, they won the CWS in that 2016 year. The Chants came out of nowhere this year and have taken the Sunbelt and non conference schedule by storm with an explosive/powerful offense and good enough pitching to always keep themselves in games late. If Alex Gow isn't too banged up from the ACC tourney, Duke has the ability to take this region. They've shown the ability to pitch well and hit well when needed, it just hasn't been very consistent. The biggest question will be what Duke team shows up. UNCW is a scrappy team as well who's shown they can hang with the big boys by beating TCU but I think Coastal Carolina at home will be too much for this region and the Chants move into the Super Regionals.

QM

STILLWATER

Regional Preview

Odds to win Regional via Barstool Sports

- | | | | |
|----------------|------|---------------|------|
| 1 OKLAHOMA ST | +175 | 2 DALLAS BAPT | +225 |
| 4 ORAL ROBERTS | +450 | 3 WASHINGTON | +380 |

11



OKLAHOMA STATE COWBOYS

RPI 17 SOS 30

RECORD 41-18
at HOME 25-7
vs RPI T50 16-13
vs RPI 50+ 25-5

ODDS TO WIN via Circa Sports
REGIONAL +175
CWS +4500

PROBABILITY to Advance via @Statsowar
32.5%

| BA | wOBA | wRC+ | HR's | ERA | K/BB% | xFIP | SIERA | RUN DIFF |
|--------|--------|--------|--------|--------|--------|--------|--------|----------|
| .303 | .426 | 127 | 101 | 5.22 | 15.5 | 4.91 | 3.45 | +2.85 |
| 32/305 | 12/305 | 11/305 | 16/305 | 83/305 | 19/305 | 15/305 | 18/305 | 19/64 |



DALLAS BAPTIST PATRIOTS

RPI 15 SOS 66

RECORD on ROAD 45-14
18-9
vs RPI T50 2-7
vs RPI 50+ 43-7

ODDS TO WIN via Circa Sports
REGIONAL +225
CWS +5500

PROBABILITY to Advance via @Statsowar
25.1%

| BA | wOBA | wRC+ | HR's | ERA | K/BB% | xFIP | SIERA | RUN DIFF |
|--------|--------|--------|--------|--------|-------|--------|-------|----------|
| .298 | .418 | 123 | 105 | 4.42 | 16.7 | 4.90 | 3.31 | +3.37 |
| 49/305 | 22/305 | 21/305 | 13/305 | 31/305 | 8/305 | 14/305 | 8/305 | 11/64 |



WASHINGTON HUSKIES

RPI 36 SOS 53

RECORD on ROAD 34-18
17-10
vs RPI T50 7-8
vs RPI 50+ 27-10

ODDS TO WIN via Circa Sports
REGIONAL +380
CWS 100/1

PROBABILITY to Advance via @Statsowar
30.4%

| BA | wOBA | wRC+ | HR's | ERA | K/BB% | xFIP | SIERA | RUN DIFF |
|--------|--------|--------|--------|--------|---------|--------|---------|----------|
| .294 | .395 | 111 | 78 | 5.19 | 9.9 | 5.53 | 4.22 | +1.92 |
| 69/305 | 80/305 | 80/305 | 72/305 | 76/305 | 115/305 | 81/305 | 128/305 | 40/64 |



ORAL ROBERTS GOLDEN EAGLES

RPI 76 SOS 283

RECORD on ROAD 46-11
23-7
vs RPI T50 2-4
vs RPI 50+ 44-7

ODDS TO WIN via Circa Sports
REGIONAL +450
CWS 175/1

PROBABILITY to Advance via @Statsowar
12.0%

| BA | wOBA | wRC+ | HR's | ERA | K/BB% | xFIP | SIERA | RUN DIFF |
|--------|--------|--------|--------|-------|--------|--------|--------|----------|
| .318 | .421 | 124 | 87 | 3.65 | 15.6 | 5.04 | 3.47 | +4.40 |
| 11/305 | 19/305 | 19/305 | 47/305 | 3/305 | 18/305 | 23/305 | 20/305 | 4/64 |

STILLWATER, OK

FRIDAY


87°

8 MPH NW

SATURDAY


81°

7 MPH NW

SUNDAY


87°

8 MPH W

O'BRATE STADIUM

CAPACITY

3,500

LF / CF / RF DISTANCE

331' / 402' / 325'

GRASS / TURF INFIELD

GRASS

Last years Stillwater Regional was an offensive showcase filled with drama and this years could be much of the same.

Oklahoma State had a roller coaster ride of a season, but ultimately figured enough out down the stretch to become a host. Dallas Baptist is a team that I really like, who likely would've been a regional host had they won the C-USA Championship on Sunday. Instead, they go to Stillwater, and take their solid pitching staff with them.

The team not to sleep on in this regional though is Oral Roberts. They've got a good mix of pitching and hitting, plus a pretty decent road record. This squad should show up and be ready to play.

I'd take a bit of Oral Roberts at +400 or higher and Dallas Baptist +200 or higher.

MG

This may be the hardest region to make it out alive for the Super regional. OKST woke up sometime in May and decided it was time to play; now they're one of the hottest teams in college and playing at the CWS level we expected them to be at. If their pitching can hold up and stay consistent, they can beat anyone in the country but when they're bad, they're BAD. ORU is very familiar with OKST as they took their series against OKST, so look for ORU to be a problem as they hit well and have very solid pitching. With Washington, it solely depends on which team shows up. The good team can run the PAC 12 up there with Stanford, but the bad version can lose by 17 runs.. I look for DBU to make a hard push to win this region as they've been a mid major powerhouse of recent years/all season long and knows how to win in regional play. This region is a coin flip so I will most likely stay away. That said, If you want action, I don't think you can go wrong with the Cowboys or Patriots.

QM

LEXINGTON

12

Regional Preview

Odds to win Regional via Barstool Sports

| | | | |
|--------------|-------|-----------------|------|
| 1 KENTUCKY | +110 | 2 WEST VIRGINIA | +225 |
| 4 BALL STATE | +1200 | 3 INDIANA | +400 |



KENTUCKY WILDCATS

RPI 2 SOS 1

RECORD 36-18
 at HOME 25-6
 vs RPI T50 18-16
 vs RPI 50+ 18-2

ODDS TO WIN
via Circa Sports
 REGIONAL +110
 CWS +5000

PROBABILITY
to Advance via @Statsowar
58.1%

| BA | wOBA | wRC+ | HR's | ERA | K/BB% | xFIP | SIERA | RUN DIFF |
|--------|--------|--------|---------|--------|--------|--------|--------|----------|
| .296 | .404 | 116 | 45 | 4.24 | 12.2 | 5.33 | 3.86 | +2.96 |
| 61/305 | 48/305 | 44/305 | 223/305 | 18/305 | 56/305 | 47/305 | 51/305 | 17/64 |



WEST VIRGINIA MOUNTAINEERS

RPI 25 SOS 68

RECORD 39-18
 on ROAD 20-12
 vs RPI T50 14-10
 vs RPI 50+ 25-8

ODDS TO WIN
via Circa Sports
 REGIONAL +225
 CWS +5000

PROBABILITY
to Advance via @Statsowar
28.4%

| BA | wOBA | wRC+ | HR's | ERA | K/BB% | xFIP | SIERA | RUN DIFF |
|--------|--------|--------|--------|--------|--------|--------|--------|----------|
| .295 | .414 | 120 | 76 | 4.35 | 12.1 | 5.23 | 3.90 | +2.95 |
| 66/305 | 28/305 | 30/305 | 80/305 | 24/305 | 61/305 | 38/305 | 56/305 | 18/64 |



INDIANA HOOSIERS

RPI 30 SOS 63

RECORD 41-18
 on ROAD 15-14
 vs RPI T50 7-12
 vs RPI 50+ 34-6

ODDS TO WIN
via Circa Sports
 REGIONAL +400
 CWS 250/1

PROBABILITY
to Advance via @Statsowar
12.9%

| BA | wOBA | wRC+ | HR's | ERA | K/BB% | xFIP | SIERA | RUN DIFF |
|--------|--------|--------|--------|--------|--------|--------|--------|----------|
| .298 | .398 | 113 | 72 | 5.20 | 12.8 | 5.54 | 3.80 | +1.93 |
| 49/305 | 69/305 | 66/305 | 98/305 | 78/305 | 47/305 | 60/305 | 44/305 | 39/64 |



BALL STATE CARDINALS

RPI 96 SOS 218

RECORD 36-21
 on ROAD 23-15
 vs RPI T50 0-4
 vs RPI 50+ 36-17

ODDS TO WIN
via Circa Sports
 REGIONAL +1200
 CWS 1000/1

PROBABILITY
to Advance via @Statsowar
< 1%

| BA | wOBA | wRC+ | HR's | ERA | K/BB% | xFIP | SIERA | RUN DIFF |
|---------|--------|--------|--------|---------|---------|---------|---------|----------|
| .284 | .396 | 112 | 88 | 6.04 | 9.5 | 5.88 | 4.19 | +1.16 |
| 124/305 | 76/305 | 73/305 | 42/305 | 168/305 | 136/305 | 150/305 | 116/305 | 53/64 |

LEXINGTON, KY

FRIDAY
89°

9 MPH SW

SATURDAY
90°

10 MPH SW

SUNDAY
84°

11 MPH SW

KENTUCKY PROUD PARK

CAPACITY 5,000
LF / CF / RF DISTANCE 335' / 400' / 320'
GRASS / TURF INFIELD TURF

Well, here we are, talking about a Lexington Regional. Much to my surprise and much to the surprise of the university. Due to a country music festival going on in Lexington, there aren't any hotels available for incoming teams. But never fear, the University of Kentucky has opened up their dorm rooms for travelers to stay in. I wish I was joking.

As for the product we'll get on the field, we shall see. This Indiana Hoosiers team may be a quiet killer in this regional, depending on how their game goes with West Virginia. If they can win on Friday, they'll be in the drivers seat to be a live dog to win this regional.

West Virginia has JJ Weatherholt, who should have a good weekend against some average arms. This regional is a toss up. I've been low on the Wildcats, but they may be the right side getting plus money.

MG

Ball state, Indiana and West Virginia had very respectful seasons but I think playing Kentucky in Lexington will just be too much to handle. West Virginia may be able to cause some uneasy feelings for Kentucky but outside of Traxel and Weatherholt, I don't see how WVU can get past this Wildcat team at home. Kentucky has great pitching top to bottom and while they won't beat you in a HR derby, these kids know how to get hits and get on base at a high rate. Kentucky plays small ball but they play it well and it's going to get them into the Super Regionals.

QM

AUBURN

Regional Preview

13

Odds to win Regional via Barstool Sports

| | | | |
|----------|-------|-----------------|------|
| 1 AUBURN | +125 | 2 SOUTHERN MISS | +160 |
| 4 PENN | +1000 | 3 SAMFORD | +625 |



AUBURN TIGERS

RPI 19 SOS 12

RECORD 34-21-1
 at HOME 23-9-1
 vs RPI T50 15-16
 vs RPI 50+ 19-5-1

ODDS TO WIN via Circa Sports
 REGIONAL +125
 CWS +4500

PROBABILITY to Advance via @Statsowar
43.5%

| BA | wOBA | wRC+ | HR's | ERA | K/BB% | xFIP | SIERA | RUN DIFF |
|--------|--------|--------|--------|---------|---------|---------|---------|----------|
| .289 | .399 | 113 | 84 | 5.89 | 8.4 | 6.07 | 4.42 | +1.13 |
| 92/305 | 66/305 | 66/305 | 54/305 | 142/305 | 167/305 | 186/305 | 169/305 | 54/64 |



SOUTHERN MISS EAGLES

RPI 21 SOS 52

RECORD 41-17
 on ROAD 15-12
 vs RPI T50 10-5
 vs RPI 50+ 31-12

ODDS TO WIN via Circa Sports
 REGIONAL +160
 CWS +5000

PROBABILITY to Advance via @Statsowar
34.2%

| BA | wOBA | wRC+ | HR's | ERA | K/BB% | xFIP | SIERA | RUN DIFF |
|---------|--------|--------|--------|--------|--------|--------|--------|----------|
| .283 | .395 | 111 | 73 | 4.76 | 16.0 | 4.94 | 3.39 | +1.74 |
| 130/305 | 80/305 | 80/305 | 96/305 | 51/305 | 12/305 | 18/305 | 12/305 | 45/64 |



SAMFORD BULLDOGS

RPI 62 SOS 90

RECORD 36-23
 on ROAD 15-18
 vs RPI T50 0-7
 vs RPI 50+ 36-16

ODDS TO WIN via Circa Sports
 REGIONAL +625
 CWS 1500/1

PROBABILITY to Advance via @Statsowar
1.3%

| BA | wOBA | wRC+ | HR's | ERA | K/BB% | xFIP | SIERA | RUN DIFF |
|---------|--------|--------|--------|---------|--------|---------|--------|----------|
| .282 | .402 | 115 | 99 | 6.18 | 10.8 | 5.75 | 4.12 | +0.31 |
| 136/305 | 59/305 | 53/305 | 20/305 | 177/305 | 90/305 | 120/305 | 96/305 | 61/64 |



PENN QUAKERS

RPI 117 SOS 285

RECORD 32-14
 on ROAD 18-9
 vs RPI T50 0-3
 vs RPI 50+ 32-11

ODDS TO WIN via Circa Sports
 REGIONAL +1000
 CWS 1000/1

PROBABILITY to Advance via @Statsowar
21.0%

| BA | wOBA | wRC+ | HR's | ERA | K/BB% | xFIP | SIERA | RUN DIFF |
|--------|---------|---------|---------|--------|--------|--------|--------|----------|
| .291 | .389 | 108 | 44 | 4.02 | 15.9 | 5.06 | 3.38 | +2.98 |
| 79/305 | 102/305 | 103/305 | 227/305 | 10/305 | 14/305 | 25/305 | 10/305 | 16/64 |

AUBURN, AL

FRIDAY

84°

8 MPH SW

SATURDAY

85°

8 MPH SW

SUNDAY

86°

8 MPH SW

PLAINSMAN PARK

CAPACITY 4,096
LF / CF / RF DISTANCE 315' / 385' / 331'
GRASS / TURF INFIELD TURF

I'm not saying Auburn doesn't deserve to be a host, but having a losing record vs RPI T50 teams doesn't look great for a resume. The Tigers sit with the Sycamores as the only two teams with that losing record, however, the Tigers have been playing better.

They have a solid arm in Tommy Vail, so you can pencil in a win when he goes. The one intriguing thing I'll be watching is when Southern Miss throws their ace, Tanner Hall.

If Southern Miss can get past Samford with anyone not named Tanner Hall, which they should be able to contend with Auburn on Saturday.

The one value play I made on this one is on Penn. Sure, the 0-7 vs RPI T50 teams doesn't look great. But at 10/1 and a decent pitching rotation, I think it's worth a small lunch money bet.

MG

This region has me intrigued because I think it's a coin flip bet between Auburn and Southern Miss. Penn may be able to give Auburn fits in game one, as they have elite pitching numbers and should be able to score some runs vs Auburn pitching that's Average outside of Tommy Vail. Southern Miss is looking to get back to Omaha for the first time since 2009 so they'll be eager to show they have what it takes as a stout mid major. This region is a watch only for me but Southern Miss is a team with both solid pitching and hitting so if you're looking to make a bet, I would say there is value in rolling w/ Southern Miss.

QM

TERRE HAUTE

14

Regional Preview

Odds to win Regional via Barstool Sports

| | | | |
|-----------------|------|--------------|------|
| 1 INDIANA STATE | +220 | 2 IOWA | +230 |
| 4 WRIGHT STATE | +750 | 3 N CAROLINA | +205 |



INDIANA STATE SYCAMORES

RPI 9 SOS 35

RECORD 42-15
at HOME 17-3
vs RPI T50 2-9
vs RPI 50+ 40-6

ODDS TO WIN +220
via Circa Sports
REGIONAL +220
CWS 150/1

PROBABILITY 27.3%
to Advance via @Statsowar

| BA | wOBA | wRC+ | HR's | ERA | K/BB% | xFIP | SIERA | RUN DIFF |
|---------|---------|---------|---------|---------|--------|--------|--------|----------|
| .276 | .377 | 102 | 66 | 3.83 | 14.6 | 4.92 | 3.60 | +2.49 |
| 164/305 | 154/305 | 156/305 | 118/305 | 164/305 | 27/305 | 17/305 | 29/305 | 27/64 |



IOWA HAWKEYES

RPI 33 SOS 97

RECORD on ROAD 38-14
19-12
vs RPI T50 6-7
vs RPI 50+ 32-7

ODDS TO WIN +230
via Circa Sports
REGIONAL +230
CWS +6000

PROBABILITY 35.4%
to Advance via @Statsowar

| BA | wOBA | wRC+ | HR's | ERA | K/BB% | xFIP | SIERA | RUN DIFF |
|--------|--------|--------|---------|-------|--------|--------|--------|----------|
| .300 | .416 | 122 | 66 | 3.96 | 14.1 | 5.21 | 3.59 | +4.15 |
| 38/305 | 24/305 | 23/305 | 118/305 | 8/305 | 29/305 | 37/305 | 25/305 | 6/64 |



NORTH CAROLINA TARHEELS

RPI 27 SOS 9

RECORD on ROAD 35-22
11-10
vs RPI T50 12-19
vs RPI 50+ 23-3

ODDS TO WIN +205
via Circa Sports
REGIONAL +205
CWS +6000

PROBABILITY 35.8%
to Advance via @Statsowar

| BA | wOBA | wRC+ | HR's | ERA | K/BB% | xFIP | SIERA | RUN DIFF |
|---------|--------|--------|--------|--------|--------|--------|--------|----------|
| .287 | .405 | 116 | 80 | 4.71 | 11.3 | 5.56 | 4.08 | +2.35 |
| 107/305 | 44/305 | 44/305 | 63/305 | 48/305 | 75/305 | 91/305 | 88/305 | 31/64 |



WRIGHT STATE RAIDERS

RPI 78 SOS 164

RECORD on ROAD 39-21
15-17
vs RPI T50 1-7
vs RPI 50+ 38-14

ODDS TO WIN +750
via Circa Sports
REGIONAL +750
CWS 800/1

PROBABILITY 1.5%
to Advance via @Statsowar

| BA | wOBA | wRC+ | HR's | ERA | K/BB% | xFIP | SIERA | RUN DIFF |
|---------|---------|---------|---------|--------|--------|--------|--------|----------|
| .273 | .389 | 108 | 71 | 4.90 | 12.6 | 5.43 | 3.86 | +1.33 |
| 185/305 | 102/305 | 103/305 | 105/305 | 63/305 | 51/305 | 70/305 | 51/305 | 48/64 |

TERRE HAUTE, IN

FRIDAY


94°

9 MPH SW

SATURDAY


95°

10 MPH SW

SUNDAY


90°

12 MPH SW

BOB WARN FIELD

| | |
|-----------------------|--------------------|
| CAPACITY | 2,500 |
| LF / CF / RF DISTANCE | 340' / 402' / 340' |
| GRASS / TURF INFIELD | TURF |

Indiana State can celebrate the fact they've put Terre Haute on the map by hosting this regional and capping off a great season, but their postseason may be cut short at the hands of their visitors.

This Iowa Hawkeyes team was immediately one that I liked to win this regional and the more I saw money pour in on North Carolina, the more I liked Iowa. With Brody Brecht on the mound, Iowa is capable of beating anyone. North Carolina is down Vance Honeycutt and haven't been very impressive to me this season.

At the end of the day, the Sycamore story is a great one for college baseball, but with virtually no home field advantage and a Hawkeye that can throw a 104 mph fastball, I'm on Iowa +175 or higher.

MG

One of the biggest headlines entering this weekend is UNC's star outfielder Vance Honeycutt will be unavailable for the regional play which to me, all but kills UNC's hopes of advancing. Indiana State should have a good showing at home but with their lack of elite offense, I feel Iowa is the team to play in this region with the stout pitching lead by studs Brecht and Morgan. Iowa can swing the sticks as well but pitching wins championships and Iowa has what it takes from the mound.

QM

COLUMBIA

Regional Preview

Odds to win Regional via Barstool Sports

| | | | |
|----------------|-------|------------|------|
| 1 S CAROLINA | +130 | 2 CAMPBELL | +200 |
| 4 CENT CONN ST | +3500 | 3 NC STATE | +275 |

15



SOUTH CAROLINA GAMECOCKS

RPI 8 SOS 4

RECORD 39-19
at HOME 26-7
vs RPI T50 18-15
vs RPI 50+ 21-4

ODDS TO WIN via Circa Sports
REGIONAL +130
CWS +4000

PROBABILITY to Advance via @Statsowar

53.1%

| BA | wOBA | wRC+ | HR's | ERA | K/BB% | xFIP | SIERA | RUN DIFF |
|---------|--------|--------|-------|--------|-------|-------|-------|----------|
| .270 | .411 | 119 | 110 | 4.26 | 16.8 | 4.72 | 3.30 | +3.09 |
| 197/305 | 32/305 | 32/305 | 9/305 | 19/305 | 7/305 | 6/305 | 7/305 | 13/64 |



CAMPBELL CAMELS

RPI 13 SOS 92

RECORD 44-13
on ROAD 24-9
vs RPI T50 9-5
vs RPI 50+ 35-8

ODDS TO WIN via Circa Sports
REGIONAL +200
CWS +6000

PROBABILITY to Advance via @Statsowar

24.3%

| BA | wOBA | wRC+ | HR's | ERA | K/BB% | xFIP | SIERA | RUN DIFF |
|-------|-------|-------|-------|--------|--------|--------|--------|----------|
| .319 | .452 | 139 | 114 | 4.58 | 12.3 | 5.45 | 3.85 | +4.39 |
| 9/305 | 2/305 | 2/305 | 5/305 | 38/305 | 54/305 | 72/305 | 49/305 | 5/64 |



NC STATE WOLFPACK

RPI 24 SOS 19

RECORD 35-19
on ROAD 9-12
vs RPI T50 10-17
vs RPI 50+ 25-2

ODDS TO WIN via Circa Sports
REGIONAL +275
CWS 125/1

PROBABILITY to Advance via @Statsowar

22.6%

| BA | wOBA | wRC+ | HR's | ERA | K/BB% | xFIP | SIERA | RUN DIFF |
|--------|--------|--------|--------|--------|--------|-------|--------|----------|
| .297 | .411 | 119 | 89 | 4.37 | 15.8 | 4.81 | 3.44 | +2.67 |
| 56/305 | 32/305 | 32/305 | 36/305 | 26/305 | 16/305 | 9/305 | 16/305 | 22/64 |



CENTRAL CONN. ST. BLUE DEVILS

RPI 110 SOS 267

RECORD 36-12
on ROAD 21-6
vs RPI T50 0-4
vs RPI 50+ 36-8

ODDS TO WIN via Circa Sports
REGIONAL +3500
CWS 2000/1

PROBABILITY to Advance via @Statsowar

< 1%

| BA | wOBA | wRC+ | HR's | ERA | K/BB% | xFIP | SIERA | RUN DIFF |
|--------|--------|--------|---------|--------|---------|---------|---------|----------|
| .296 | .391 | 109 | 50 | 5.20 | 7.5 | 5.98 | 4.55 | +1.79 |
| 61/305 | 96/305 | 97/305 | 191/305 | 78/305 | 196/305 | 164/305 | 196/305 | 43/64 |

COLUMBIA, SC

FRIDAY

83°

8 MPH SW

SATURDAY

85°

9 MPH SW

SUNDAY

79°

11 MPH SW

FOUNDERS PARK

CAPACITY 8,242
LF / CF / RF DISTANCE 325' / 390' / 325'
GRASS / TURF INFIELD GRASS

South Carolina looked to be a national seed after their weekend with LSU. The emergence of freshman Ethan Petry and the Gamecock offense paired with their pitching rotation with Sanders and Mahoney, the Gamecocks looked to be the total package. Insert the end of season meltdown as South Carolina drops 11 of their last 14.

I'm not sure how a team with so much potential goes 3-11 down the most crucial time in the season, but here we are. The committee not only put them in as a host, but they gave them a relatively easy regional to get out of.

I want to love Campbell to win this regional, I really do. I'm going to bet them at +200, but I think at the end of the day, South Carolina gets out of it. But let's go Camels!

MG

This region is almost certain to provide us some chaos over the weekend with three teams fully capable of winning, but I do not like this region from a betting standpoint for that very reason. I'm wary of which South Carolina team will show up at home and whether we see the team that swept Florida or the team that's limped into a region going 4-11 in their last 15 games. As for Campbell I expect their offense to stay solid and as a whole, play w/ a chip on their shoulder after the committee failed to hand them a much deserved host spot. Don't sleep in NC State either, they've got an extremely deep lineup that can all hit when needed and their pitching isn't to be overlooked as well. NC State has had postseason magic as of late so we shall see if they strike again. Overall this region is a stay away because I won't be surprised to see either team advance but I do think there's value in Campbell or NCST.

QM

TUSCALOOSA

16

Regional Preview

Y/N on Alabama to win Regional via Circa Sports

| | | | |
|------------------|------|---------------|-----|
| 1 ALABAMA | -135 | 2 BOSTON COLL | N/A |
| 4 NICHOLLS STATE | N/A | 3 TROY | N/A |



ALABAMA CRIMSON TIDE

RPI 11 SOS 14

RECORD 40-19
at HOME 27-8
vs RPI T50 17-14
vs RPI 50+ 23-5

ODDS TO WIN -135
via Circa Sports
REGIONAL -135
CWS +3000

PROBABILITY 55.0%
to Advance via @Statsowar

| BA | wOBA | wRC+ | HR's | ERA | K/BB% | xFIP | SIERA | RUN DIFF |
|--------|--------|--------|--------|-------|--------|--------|--------|----------|
| .296 | .411 | 119 | 102 | 3.96 | 15 | 5.05 | 3.53 | +3.41 |
| 61/305 | 32/305 | 32/305 | 15/305 | 8/305 | 22/305 | 24/305 | 21/305 | 10/64 |



BOSTON COLLEGE EAGLES

RPI 18 SOS 36

RECORD 35-18
on ROAD 22-10
vs RPI T50 13-14
vs RPI 50+ 22-4

ODDS TO WIN N/A
via Circa Sports
REGIONAL N/A
CWS 175/1

PROBABILITY 34.9%
to Advance via @Statsowar

| BA | wOBA | wRC+ | HR's | ERA | K/BB% | xFIP | SIERA | RUN DIFF |
|---------|---------|---------|---------|--------|--------|--------|--------|----------|
| .271 | .377 | 102 | 63 | 5.42 | 13.9 | 5.16 | 3.70 | +0.91 |
| 192/305 | 154/305 | 156/305 | 127/305 | 99/305 | 32/305 | 33/305 | 35/305 | 56/64 |



TROY TROJANS

RPI 38 SOS 57

RECORD 39-20
on ROAD 15-12
vs RPI T50 4-6
vs RPI 50+ 35-14

ODDS TO WIN N/A
via Circa Sports
REGIONAL N/A
CWS 200/1

PROBABILITY 8.1%
to Advance via @Statsowar

| BA | wOBA | wRC+ | HR's | ERA | K/BB% | xFIP | SIERA | RUN DIFF |
|---------|--------|--------|--------|---------|--------|--------|--------|----------|
| .285 | .409 | 118 | 103 | 5.66 | 13.9 | 5.13 | 3.64 | +1.31 |
| 118/305 | 38/305 | 38/305 | 14/305 | 117/305 | 32/305 | 32/305 | 31/305 | 51/64 |



NICHOLLS STATE COLONELS

RPI 106 SOS 168

RECORD 32-22
on ROAD 14-14
vs RPI T50 1-1
vs RPI 50+ 31-21

ODDS TO WIN N/A
via Circa Sports
REGIONAL N/A
CWS 1000/1

PROBABILITY 2.0%
to Advance via @Statsowar

| BA | wOBA | wRC+ | HR's | ERA | K/BB% | xFIP | SIERA | RUN DIFF |
|---------|---------|---------|---------|--------|---------|---------|---------|----------|
| .288 | .372 | 100 | 36 | 4.47 | 10.2 | 5.71 | 4.19 | +1.33 |
| 102/305 | 179/305 | 178/305 | 258/305 | 34/305 | 103/305 | 112/305 | 116/305 | 49/64 |

TUSCALOOSA, AL

FRIDAY

88°

7 MPH SW

SATURDAY

90°

8 MPH SW

SUNDAY

91°

7 MPH SW

SEWELL - THOMAS STADIUM

CAPACITY 8,500
LF / CF / RF DISTANCE 320' / 390' / 320'
GRASS / TURF INFIELD GRASS

This is an interesting regional to say the least, but one that I feel pretty confident in one where the 1 seed will advance. Unfortunately for most markets, you're not able to bet on Alabama or Alabama games.

Boston College looked like they were going to be a promising team early on in the season, especially behind their G2 starter in Chris Flynn. They kind of fell off down the stretch and Flynn struggled.

Alabama definitely has the advantage in both hitting and pitching, so that leads me to believe the Tide will handle business.

MG

This region is pretty easy for me to pick Alabama. Boston College looked to be a force early on this year but they fell back into what I thought they were, which was a decent team, not an elite team. They have Chris Flynn who's solid but outside of that, they give up too many runs, and their offense isn't potent enough to keep up against a very solid Alabama pitching rotation and batting lineup. After Alabama's coach was fired, they had every right to pack up their locker room and go home, but instead they've turned into a real threat to make some noise in this postseason run. I say this very confidently, Give me the Tide

QM

Regional Futures & FINAL THOUGHTS FROM MG

The key to handicapping these regionals is to remember my number one rule, which is: Good pitching travels better than good hitting. So when in doubt, lean on the team with the better pitching and you should win more times than not. Below are a list of the best value bets I see on the board, if you want to sweat a longer shot to win a regional.

Best Value 3 Seeds: Indiana (+400) NC State (+275)

Best Value 4 Seeds: Penn (+1000) Oral Roberts (+450)

Another thing to remember in these regionals is that you're going to have coaches playing a little chess when it comes to starting pitchers. The one seeds almost exclusively save their ace for Saturday's matchup vs the 2/3 winner. Meanwhile, the 4 seed will throw their ace, to give them the best shot at pulling off the upset. The 2/3 seeds usually don't have that luxury, so they'll typically throw their ace, which immediately gives the 1 seed an advantage on Saturday. So pay attention to the pitching matchups or follow us.

BEST BETS



West Virginia (+220)



Arkansas (+125)



Clemson (+115)



Dallas Baptist (+215)



LSU (-190)



Coastal Carolina (+120)



Florida (-200)



Iowa (+200)



Campbell (+215)



Virginia (-118)

Regional Futures & FINAL THOUGHTS FROM QM

Betting the regional round is all about being patient and looking for the right matchups and numbers. Sometimes the best play is to stay away. Go with your gut and rely on the pitching data, because that's usually the more consistent route to handicap the matchups.

My favorite values on the board for 3 and 4 seeds are:

Best Value 3 Seeds: Arizona (+320) NC State (+275)

Best Value 4 Seeds: Oral Roberts (+450)

Best of luck to everyone who joins us as we bet the wonderful weekend of the regional round. Be sure you're following us at @NCAAInsiders and on CollegeBaseballInsiders.com as we post our plays and information.

BEST BETS

 Vanderbilt (-125)

 TCU (+315)

 Clemson (+145)

 Dallas Baptist (+225)

 Tennessee (+135)

 Oklahoma St (+175)

 Florida (-143)

 Iowa (+230)

 Arkansas (+120)

 Virginia (-106)

NCAA
Insiders



@NCAAINSIDERS

