

2022 COLLEGE BASEBALL SUPER REGIONAL BETTING GUIDE



BY:



WITH:



WELCOME BACK

What an amazing regional weekend. If you didn't already love college baseball, I don't know how you can't after that wild weekend we had. I hope you all were able to make the previous guide a part of your handicap. We finished the regional weekend going 26-10, +20.36 Units in single games and 8-8, +15.97 Units on regional futures.

In this week's guide, we'll break down each super regional series and give you our best bets. This guide also includes advanced analytics by Parker (@Statsowar) with CFB Graphs, which shows hitters to watch and impact pitchers for each team.

Since the field shrunk drastically, this guide will be a little more in-depth. We will also include each teams odds to win the super regional as well as their odds to win the College World Series.

Key Dates to Remember:

Super Regionals: Friday, June 10th - Monday, June 13th

College World Series Opener: Friday, June 17th

CWS Championship (Best-of-3 Series): Saturday, June 25th

SUPER REGIONAL MATCHUPS

IN ORDER OF WHAT THE MATCH-UPS WILL BE IN OMAHA

#1 TENNESSEE VS. NOTRE DAME

#8 EAST CAROLINA VS. #9 TEXAS

#5 TEXAS A&M VS. #12 LOUISVILLE

#4 VIRGINIA TECH VS. OKLAHOMA

#2 STANFORD VS. UCONN

#10 NORTH CAROLINA VS. ARKANSAS

#11 SOUTHERN MISS VS. OLE MISS

#3 OREGON STATE VS. #14 AUBURN

KNOXVILLE SUPER REGIONAL

Team Name / Record / Odds To Win Regional / Odds To Win CWS



TENNESSEE
VOLUNTEERS

56-7
-285 / +170



NOTRE DAME
FIGHTING IRISH

42-20
+240 / +2750

(Odds via Circa Sports)

Series Information:

Game 1: Friday, June 10th at 5:00 PM (CST) on ESPN2

Game 2: Saturday, June 11th at 1:00 PM (CST) on ESPN

Game 3: Sunday, TBD

(If Necessary)

Regional Results:

	W 10-0 vs. Alabama St	W 12-7 vs. Campbell	W 9-6 vs. Georgia Tech	N/A	N/A
	W 3-2 vs. Texas Tech	W 6-4 vs. Georgia So	W 2-1 vs. Texas Tech	N/A	N/A

Regional Reaction:



It was no surprise that Tennessee swept their regional in Knoxville, but they were tested at times. Campbell gave them all they could handle and they had to come back against Georgia Tech as they quickly found themselves down 0-4 in the 4th.



On the other side of this matchup, Notre Dame also swept their regional, as the favorite to win it. While the runs don't jump off the page, Notre Dame got it done with good defense and solid pitching. The balls may be juiced in Knoxville, so we'll see if this Irish team can slow down this red hot Tennessee squad.

KNOXVILLE SUPER REGIONAL

Advanced Analytics by Parker (@statsowar) with CFB Graphs:

SUPER REGIONAL ADVANCED STATS PREVIEW

#1 TENNESSEE VOLUNTEERS		NOTRE DAME FIGHTING IRISH				
	RTG	RF	WRC	AVG	RBI	
	8.85	9.40	10.84	0.311	554	4.75
	WIN PROB	RA	FIP	GO/FO	AVG.A	WIN PROB
	81.0%	2.75	3.95	1.01	0.196	19.0%
						3.85
						4.29
						1.25
						0.226

TEAM PITCHING						TEAM HITTING						REGIONAL RESULTS							
FIP	ERA	WOBA	K/9	BB/9		WRC	WOBA	KK	BB%	HR	RECORD	RUN DIFF	WRC FOR	WRC ALL	WRC DIFF	WOBA FOR	WOBA ALL		
4.29	3.82	0.358	11.0	3.4		7.07	0.452	20.9%	10.7%	68	2-1	+1.0	+5.9	+3.9	+2.0	0.390	0.316		
3.95	2.38	0.299	10.6	2.2		10.84	0.554	24.1%	17.0%	150	3-0	+6.0	+11.7	+5.3	+6.5	0.542	0.340		

HITTERS TO WATCH										IMPACT PITCHERS					
AB	WRC	WRAA	WOBA	HR	KK	BB%	IP	FIP	ERA	WOBA	K/9	BB/9			
8	81.03	45.5	0.588	21	14.8%	11.0%	4	3.00	2.38	0.246	12.9	1.6			
18	74.56	46.7	0.659	16	31.7%	31.2%	16	3.37	2.27	0.297	9.4	1.7			
24	71.54	42.6	0.623	11	16.6%	17.1%	27	3.71	1.67	0.267	9.6	1.5			
44	65.23	31.8	0.530	17	16.1%	10.3%	39	3.91	2.11	0.296	10.3	2.8			
51	62.99	26.4	0.489	16	25.0%	13.5%	43	3.93	2.62	0.297	7.7	1.5			
60	58.95	30.6	0.553	9	21.2%	12.2%	49	4.07	3.46	0.343	11.9	4.3			
84	48.12	15.9	0.448	6	22.8%	9.3%	59	4.27	3.76	0.330	11.5	5.4			
93	44.67	16.0	0.460	10	22.0%	8.9%	67	4.39	2.69	0.336	12.0	2.9			
96	43.55	13.4	0.439	11	17.9%	7.0%	88	4.77	2.72	0.301	7.3	2.5			
116	37.40	18.1	0.527	11	26.4%	14.7%	105	4.94	3.60	0.377	7.0	3.0			

Super Regional Thoughts:

Notre Dame enters Knoxville as a +240 underdog and rightfully so, because I don't think anyone is stopping the freight train that is the Tennessee Volunteers. If Notre Dame is going to have a chance to contend, they're going to have to do it by scoring early and often. This Irish team has the pitching staff to slow down the Vols offense, but I don't see Notre Dame being able to keep up with the scoring pace that Tennessee is going to bring.

MY BEST BET:
PREDICTED SERIES RESULT:

TENNESSEE -285
TENNESSEE, 2-0

GREENVILLE SUPER REGIONAL

Team Name / Record / Odds To Win Regional / Odds To Win CWS



**EAST CAROLINA
PIRATES**

45-19
+125 / +2400



**TEXAS
LONGHORNS**

45-19
-145 / +1250

(Odds via Circa Sports)

Series Information:



Game 1: Friday, June 10th at 11:00 AM (CST) on ESPN2

Game 2: Saturday, June 11th at 11:00 AM (CST) on ESPN2

Game 3: Sunday, June 12th - TBD

(If Necessary)

Regional Results:

	W 17-1 vs. Coppin St	W 4-2 vs. Virginia	L 1-9 vs. Coast Carolina	W 13-4 vs. Coast Carolina	N/A
	W 11-3 vs. Air Force	W 5-2 vs. Louisiana Tech	W 10-1 vs. Air Force	N/A	N/A



Regional Reaction:

Texas took care of business and swept their regional in Austin, without any real threat of ever losing a game. The team you may be surprised to see in the supers is East Carolina. If you recall, I bet them to win that regional as a +225 home dog. I think the best thing that could've happened for the Pirates was that Virginia was eliminated early in that tournament and they only had to face them once. But give Coastal Carolina some credit too, they looked very much like a live dog to win it until their rematch on Monday.

GREENVILLE SUPER REGIONAL

Advanced Analytics by Parker (@statsowar) with CFB Graphs:

SUPER REGIONAL ADVANCED STATS PREVIEW

		#8 EAST CAROLINA PIRATES					#9 TEXAS LONGHORNS						
	RTG	RF	WRC	AVG	RBI	RTG	RF	WRC	AVG	RBI			
	4.85	6.48	7.05	0.284	372	7.33	8.08	9.90	0.317	475			
	WIN PROB	RA	FIP	GO/FO	AVG.A	66.0%	4.32	4.87	1.26	0.237			
	34.0%	4.47	4.65	0.92	0.242								

TEAM PITCHING					TEAM HITTING					REGIONAL RESULTS						
FIP	ERA	WOBA	K/9	BB/9	WRC	WOBA	K%	BB%	HR	RECORD	RUN DIFF	WRC FOR	WRC ALL	WRC DIFF	WOBA FOR	WOBA ALL
4.65	4.05	0.367	9.8	2.9	7.05	0.430	22.0%	11.6%	71	3-1	+4.8	+9.3	+4.7	+4.6	0.508	0.354
4.87	4.05	0.376	9.1	3.2	9.90	0.517	22.5%	13.6%	118	3-0	+6.7	+11.3	+4.5	+6.7	0.586	0.330

HITTERS TO WATCH								IMPACT PITCHERS						
AB	WRC	WRAA	WOBA	HR	K%	BB%		IP	FIP	ERA	WOBA	K/9	BB/9	
1	111.20	77.0	0.762	30	19.3%	21.5%	IVAN MELENDEZ	28	3.71	2.36	0.315	8.0	2.5	LUCAS GORDON
14	77.33	38.6	0.538	17	14.3%	6.6%	MURPHY STEHLY	46	4.02	2.43	0.311	9.1	2.2	CARTER SPIVEY
29	68.87	29.6	0.494	8	26.3%	14.1%	DOUGLAS HODO	47	4.02	5.17	0.349	12.6	2.9	GARRETT SAYLOR
30	68.40	30.9	0.507	18	22.8%	11.2%	BRYSON WORRELL	56	4.22	3.08	0.306	10.1	1.6	PETE HANSEN
45	64.47	31.2	0.527	14	42.8%	14.4%	TREY FALTINE	60	4.29	3.03	0.380	8.5	3.6	LUKE HARRISON
55	61.45	27.4	0.504	10	24.2%	7.9%	SKYLER MESSINGER	62	4.34	2.82	0.300	8.9	2.0	C.J. MAYHUE
57	59.94	21.5	0.460	7	24.6%	11.7%	ZACH AGNOS	80	4.62	5.75	0.404	9.2	3.5	ZANE MOREHOUSE
62	57.94	21.6	0.466	0	7.9%	14.5%	LANE HOOVER	84	4.71	3.27	0.347	7.2	1.6	RYDER GILES
81	49.03	13.8	0.430	10	27.7%	11.9%	ALEC MAKAREWICZ	101	4.91	4.70	0.372	7.7	2.2	TRISTAN STEVENS
85	48.11	15.0	0.441	12	23.5%	6.8%	JACOB JENKINS-COWART	144	5.94	5.80	0.405	9.4	3.0	JOSH GROSZ

Super Regional Thoughts:

Texas comes into this super regional as the favorite, despite playing in Greenville. My initial reaction was to bet the Pirates as a home dog for the series, but the deeper I dug into this matchup, I think Texas takes the opener and that's going to put East Carolina behind the eight-ball. East Carolina is going to have to rely heavily on solid pitching by Spivey and Saylor if they're going to win, which is hard ask when you're facing Ivan Melendez. Looking at Parker's numbers, I think getting Texas -145 to win the series when they have a 66% win percentage is a fair bet, so the Longhorns are who I'll be riding with in this series.

MY BEST BET:
PREDICTED SERIES RESULT:

TEXAS -145
TEXAS, 2-0

COLLEGE STATION SUPER REGIONAL

Team Name / Record / Odds To Win Regional / Odds To Win CWS



TEXAS A&M
AGGIES

40-18
-130 / +1500



LOUISVILLE
CARDINALS

42-19-1
+110 / +1900

(Odds via Circa Sports)

Series Information:



Game 1: Friday, June 10th at 7:30 PM (CST) on ESPNU

Game 2: Saturday, June 11th at 2:00 PM (CST) on ESPN2

Game 3: Sunday, June 12th - TBD

(If Necessary)

Regional Results:

	W 8-2 vs. Oral Roberts	W 9-6 vs. Louisiana	W 15-9 vs. TCU	N/A	N/A
	W 7-2 vs. SE Missouri St	L 3-7 vs. Michigan	W 8-5 vs. Oregon	W 20-1 vs. Michigan	W 11-9 vs. Michigan

Regional Reaction:

We were so close to cashing a +850 futures ticket on Michigan to win the Louisville regional, who led late vs. Louisville in their final game. That said, hats off to Louisville for getting here. Texas A&M's path to the super regional ultimately came down to a battle with TCU and the "Schloss-Bowl" did not disappoint. If you like fireworks and dingers, this is going to be a must watch super regional. These two teams can absolutely smash.

COLLEGE STATION SUPER REGIONAL

Advanced Analytics by Parker (@statsowar) with CFB Graphs:

SUPER REGIONAL ADVANCED STATS PREVIEW



#5 TEXAS A&M AGGIES

RTG	RF	WRC	AVG	RBI
5.80	7.74	9.12	0.294	414
WIN PROB	RA	FIP	CO/FO	AVG.A
51.0%	5.56	4.57	1.37	0.260

#12 LOUISVILLE CARDINALS

RTG	RF	WRC	AVG	RBI
6.29	8.92	10.19	0.309	497
WIN PROB	RA	FIP	CO/FO	AVG.A
49.0%	6.21	5.61	0.85	0.260



TEAM PITCHING

	FIP	ERA	WOBA	K/9	BB/9
	5.61	5.23	0.432	10.1	4.1
	4.57	4.79	0.384	9.3	3.1

TEAM HITTING

	WRC	WOBA	K%	BB%	HR
	10.19	0.514	22.4%	15.1%	94
	9.12	0.491	26.2%	16.0%	78

REGIONAL RESULTS

	RECORD	RUN DIFF	WRC FOR	WRC ALL	WRC DIFF	WOBA FOR	WOBA ALL
	4-1	+5.0	+11.4	+4.4	+7.0	0.542	0.328
	3-0	+5.0	+11.6	+6.2	+5.4	0.547	0.383

HITTERS TO WATCH

	AB	WRC	WRAA	WOBA	HR	K%	BB%
3 DALTON RUSHING	216	89.95	57.5	0.677	22	25.5%	23.1%
5 DYLAN ROCK	203	83.93	53.5	0.673	18	21.2%	23.2%
6 BEN METZINGER	259	81.59	42.7	0.556	19	16.6%	19.7%
28 AUSTIN BOST	212	69.64	37.8	0.572	9	12.3%	14.6%
31 JACK MOSS	242	68.30	32.0	0.517	6	16.9%	11.2%
35 CHRISTIAN KNAPCZYK	207	67.66	36.6	0.570	2	13.0%	19.8%
41 JACK PAYTON	246	65.61	28.7	0.499	4	19.9%	12.2%
46 RYAN TARGAC	190	63.86	35.4	0.581	14	38.9%	20.0%
47 CAMERON MASTERMAN	226	63.71	29.8	0.517	18	30.5%	13.7%
63 BRETT MINNICH	221	57.92	24.8	0.493	7	33.0%	18.6%

IMPACT PITCHERS

	IP	FIP	ERA	WOBA	K/9	BB/9
2 JACOB PALISCH	49.0	2.87	2.76	0.309	10.5	1.5
38 NATHAN DETTMER	79.0	3.86	4.67	0.350	8.1	2.4
61 JARED POLAND	78.2	4.32	3.43	0.364	11.0	3.2
64 MICHAEL PROSECKY	36.0	4.37	3.25	0.378	10.2	4.8
82 TATE KUEHNER	69.0	4.66	3.39	0.354	8.7	4.0
94 RILEY PHILLIPS	53.0	4.82	4.25	0.390	10.9	2.4
99 JOSEPH MENEFFEE	46.0	4.90	5.67	0.446	15.3	7.0
104 MICAH DALLAS	72.0	4.94	5.38	0.404	9.9	2.4
120 RYAN HAWKS	47.0	5.16	4.98	0.418	12.1	3.1
126 RYAN PRAGER	56.2	5.30	4.92	0.402	7.8	3.8

Super Regional Thoughts:

What a treat this series is going to be for the offense-hearted. I don't know what the totals are going to be in these games, but I already like the over. We have two of the best hitting teams in college baseball facing off against each other. The one thing I will say is that Texas A&M has Palisch who will presumably start Game 1 and that might be the deciding factor. If the Aggies can pick up Game 1 with their ace on the mound, they should win the series.

MY BEST BET:
PREDICTED SERIES RESULT:

TEXAS A&M -130
TEXAS A&M, 2-1

BLACKSBURG SUPER REGIONAL

Team Name / Record / Odds To Win Regional / Odds To Win CWS



VIRGINIA TECH
HOKIES

44-12
-210 / +700



OKLAHOMA
SOONERS

40-21
+180 / +2200

(Odds via Circa Sports)

Series Information:

Game 1: Friday, June 10th at 2:00 PM (CST) on ESPN2

Game 2: Saturday, June 11th at 11:00 AM (CST) on ESPNU

Game 3: Sunday, June 12th - TBD

(If Necessary)

Regional Results:

	W 15-9 vs. Wright St	W 24-4 vs. Columbia	W 7-2 vs. Columbia	N/A	N/A
	W 16-3 vs. Liberty	W 9-4 vs. Florida	L 2-7 vs. Florida	W 5-4 vs. Florida	N/A



Regional Reaction:







Oklahoma comes through in the clutch to knock off the Florida Gators in Gainesville and cashing our +255 futures ticket. Virginia Tech was also our prediction to get through their regional and while it might not look like they were contested, I have to give credit to Wright State because they tried to keep it close in their opening game.

BLACKSBURG SUPER REGIONAL

Advanced Analytics by Parker (@statsowar) with CFB Graphs:

SUPER REGIONAL ADVANCED STATS PREVIEW

#4 VIRGINIA TECH HOKIES						OKLAHOMA SOONERS						
	RTG	RF	WRC	AVG	RBI		RTG	RF	WRC	AVG	RBI	
	6.89	7.58	8.93	0.313	463		4.72	7.30	8.49	0.296	405	
	WIN PROB	RA	FIP	CO/FO	AVG.A		WIN PROB	RA	FIP	CO/FO	AVG.A	
	68.0%	3.98	4.96	1.01	0.253		32.0%	5.83	5.16	0.91	0.277	

TEAM PITCHING					TEAM HITTING					REGIONAL RESULTS									
	FIP	ERA	WOBA	K/9	BB/9		WRC	WOBA	K%	BB%	HR	RECORD	RUN DIFF	WRC FOR	WRC ALL	WRC DIFF	WOBA FOR	WOBA ALL	
	5.16	5.45	0.421	9.1	3.2		8.49	0.498	26.4%	16.7%	63		3-1	+3.5	+8.4	+5.6	+2.9	0.452	0.364
	4.96	4.21	0.392	9.4	3.3		8.93	0.527	24.3%	14.8%	118		3-0	+10.3	+16.9	+5.7	+11.2	0.658	0.368

HITTERS TO WATCH								IMPACT PITCHERS								
	AB	WRC	WRAA	WOBA	HR	K%	BB%		IP	FIP	ERA	WOBA	K/9	BB/9		
9	TANNER SCHOBEL	222	80.38	47.1	0.612	18	17.1%	15.8%	9	JAKE BENNETT	97.2	3.14	3.69	0.308	10.3	1.8
12	BLAKE ROBERTSON	224	77.90	44.3	0.595	5	19.2%	29.0%	42	DRUE HACKENBERG	90.0	3.92	3.10	0.328	8.4	1.6
15	PEYTON GRAHAM	245	77.10	40.4	0.556	19	24.1%	9.4%	69	TREVIN MICHAEL	60.1	4.44	3.13	0.346	12.2	2.7
19	JACK HURLEY	221	73.74	40.6	0.579	13	22.2%	13.6%	77	JONAH HURNEY	38.0	4.54	2.84	0.361	10.9	3.3
23	NICK BIDDISON	238	71.67	36.0	0.540	12	18.5%	13.0%	107	DAVID SANDLIN	84.0	4.95	5.25	0.397	8.9	2.9
26	GAVIN CROSS	230	70.93	36.4	0.548	16	16.1%	13.0%	109	CHAZZ MARTINEZ	62.0	4.98	4.94	0.403	9.4	4.4
32	JIMMY CROOKS	215	68.19	35.9	0.559	7	23.3%	20.0%	114	GRIFFIN GREEN	71.2	5.03	4.52	0.401	7.4	3.1
34	CADE HUNTER	200	67.85	37.8	0.585	16	26.0%	16.0%	124	GRAHAM FIROVED	48.1	5.23	4.66	0.386	12.7	4.8
58	TANNER TREADAWAY	251	59.89	22.2	0.465	6	10.4%	6.4%	128	HENRY WEYCKER	43.1	5.37	3.95	0.400	7.1	3.5
90	JACKSON NICKLAUS	181	45.86	18.7	0.483	9	36.5%	17.7%	135	CADE HORTON	34.1	5.61	6.03	0.467	8.4	3.1

Super Regional Thoughts:

This should come as no surprise, but I am going to continue to back this Sooners team if they're going to give me plus money. Oklahoma is one of the hottest teams in the country and showed a lot of grit to get through their series with Florida to win that regional. I think them being more battle tested last weekend is going to give them the edge to get past Virginia Tech. I like the Sooners to win Game 1 with Bennett on the mound and I think they'll finish off Tech on Sunday.

MY BEST BET:
PREDICTED SERIES RESULT:

OKLAHOMA +180
OKLAHOMA, 2-1

STANFORD SUPER REGIONAL

Team Name / Record / Odds To Win Regional / Odds To Win CWS



STANFORD
CARDINAL

45-15
-295 / +590



UCONN
HUSKIES

49-14
+250 / +5000

(Odds via Circa Sports)

Series Information:



Game 1: Saturday, June 11th at 9:30 PM (CST) on ESPNU

Game 2: Sunday, June 12th at 6:00 PM (CST) - TBD

Game 3: Monday, June 13th - TBD

(If Necessary)

Regional Results:

	W 20-7 vs. Binghamton	L 2-5 vs. Texas State	W 8-4 vs. UCSB	W 8-4 vs. Texas State	W 4-3 vs. Texas State
	W 8-7 vs. Wake Forest	W 10-5 vs. Maryland	L 6-7 vs. Maryland	W 11-8 vs. Maryland	N/A

Regional Reaction:

What more could you ask for the way this super regional took shape? Let's start with the Huskies, who came into the College Park Regional +450 to win it and they pulled it off. But Texas State had Stanford backed against the wall in the final game of the series before Stanford tied it up in the 9th and eventually walking it off to end the Bobcats remarkable season. If this super regional goes anything like these two teams regionals did, we're in for a treat.

STANFORD SUPER REGIONAL

Advanced Analytics by Parker (@statsowar) with CFB Graphs:

SUPER REGIONAL ADVANCED STATS PREVIEW



#2 STANFORD CARDINAL

RTG	RF	WRC	AVG	RBI
6.46	7.58	8.76	0.308	421
WIN PROB	RA	FIP	CO/FO	AVG.A
65.0%	4.28	4.38	0.84	0.237

UCONN HUSKIES

RTG	RF	WRC	AVG	RBI
4.70	5.52	6.12	0.298	464
WIN PROB	RA	FIP	CO/FO	AVG.A
35.0%	2.84	4.21	0.76	0.246



TEAM PITCHING

	FIP	ERA	WOBA	K/9	BB/9
	4.38	3.88	0.371	9.1	3.5
	4.21	3.50	0.355	9.8	2.5

TEAM HITTING

	WRC	WOBA	K%	BB%	HR
	8.76	0.474	23.0%	11.2%	105
	6.12	0.483	20.8%	13.3%	80

REGIONAL RESULTS

	RECORD	RUN DIFF	WRC FOR	WRC ALL	WRC DIFF	WOBA FOR	WOBA ALL
	4-1	+3.8	+10.4	+6.0	+4.5	0.503	0.391
	3-1	+1.5	+8.4	+7.2	+1.2	0.498	0.412

HITTERS TO WATCH

	AB	WRC	WRAA	WOBA	HR	K%	BB%
4 BROCK JONES	232	84.28	49.5	0.614	17	29.3%	23.3%
11 ERIK STOCK	257	78.19	39.6	0.544	10	13.6%	13.6%
21 BEN HUBER	249	72.43	35.1	0.528	11	23.3%	14.9%
25 CARTER GRAHAM	241	71.01	34.9	0.532	22	21.2%	9.5%
38 CASEY DANA	250	66.27	28.8	0.497	12	18.8%	11.2%
48 T.C. SIMMONS	214	63.70	31.6	0.536	5	24.3%	19.6%
49 KODY HUFF	219	63.67	30.8	0.527	12	16.9%	14.6%
53 DAVID SMITH	240	61.91	25.9	0.488	9	20.0%	14.6%
59 BRETT BARRERA	237	59.05	23.5	0.478	10	15.6%	6.3%
66 BRADEN MONTGOMERY	229	54.96	20.6	0.467	16	29.3%	6.6%

IMPACT PITCHERS

	IP	FIP	ERA	WOBA	K/9	BB/9
24 AUSTIN PETERSON	109.0	3.69	3.30	0.327	12.0	1.9
25 ALEX WILLIAMS	95.2	3.71	2.35	0.288	8.4	2.2
34 COLE CHUDOBA	38.0	3.83	3.08	0.358	7.3	2.4
37 QUINN MATHEWS	90.1	3.86	2.69	0.333	10.2	4.3
40 IAN COOKE	53.1	3.92	3.38	0.335	9.1	2.7
44 PAT GALLAGHER	96.2	3.94	3.17	0.327	9.5	2.6
57 JOEY DIXON	63.2	4.25	3.53	0.374	6.2	2.7
95 TY UBER	48.0	4.82	4.88	0.367	8.8	4.7
98 ENZO STEFANONI	84.1	4.88	3.20	0.346	6.5	1.6
106 DREW DOWD	68.1	4.95	5.00	0.417	9.2	4.0

Super Regional Thoughts:

I'm not sure which one is more surprising to me, the fact that Texas State should probably be here in this super regional or that Uconn is. That may have my decision making a skewed, but I'm leaning towards taking the Huskies here as +250 dogs. I think they can continue to play well and I don't think they are afraid of Stanford. I'm anxious to see what this Game 1 price is at because I assume Alex Williams will go for Stanford and at a big plus money price on Uconn, I think they're worth a look. Play this series as individual games, looking for that big price on Uconn. The Huskies may not win the series, but they're not getting swept. If I had to bet a regional future on it, I don't see how you can't take the plus money on Uconn.

MY BEST BET:
PREDICTED SERIES RESULT:

UCONN +250
STANFORD, 2-1

CHAPEL HILL SUPER REGIONAL

Team Name / Record / Odds To Win Regional / Odds To Win CWS



NORTH CAROLINA
TAR HEELS

42-20
-135 / +2100



ARKANSAS
RAZORBACKS

41-19
+115 / +2200

(Odds via Circa Sports)

Series Information:

Game 1: Saturday, June 11th at 10:00 AM (CST) on ESPN

Game 2: Sunday, June 12th at 12:00 PM (CST) - TBD

Game 3: Monday, June 13th - TBD

(If Necessary)

Regional Results:

	W 15-4 vs. Hofstra	L 3-4 vs. VCU	W 6-5 vs. Georgia	W 19-8 vs. VCU	W 7-3 vs. VCU
	W 7-1 vs. Grand Canyon	W 20-12 vs. Oklahoma St	L 10-14 vs. Oklahoma St	W 7-3 vs. Oklahoma St	N/A

Regional Reaction:

Well, I picked Oklahoma State and North Carolina to both win their regionals and I couldn't be more ecstatic to have been wrong. As you may know, I'm a huge Razorback fan, but I'm also a bettor and I often don't mix my head with my heart. My heart said Hogs, head said Cowboys, and here we are. I thought for a second that the Razorbacks may be hosting this super regional until North Carolina finished off VCU. These two teams match up well and I think it should be a very hard fought series in Chapel Hill.

CHAPEL HILL SUPER REGIONAL

Advanced Analytics by Parker (@statsowar) with CFB Graphs:

SUPER REGIONAL ADVANCED STATS PREVIEW



#10 NORTH CAROLINA TAR HEELS

RTG	RF	WRC	AVG	RBI
5.98	6.73	8.38	0.288	400
WIN PROB	RA	FIP	GO/FO	AVG.A
54.0%	4.64	5.47	0.90	0.255

ARKANSAS RAZORBACKS

RTG	RF	WRC	AVG	RBI
6.02	7.25	8.37	0.272	400
WIN PROB	RA	FIP	GO/FO	AVG.A
46.0%	4.51	4.83	1.22	0.232



TEAM PITCHING

FIP	ERA	WOBA	K/9	BB/9
4.83	4.14	0.391	10.5	4.0
5.47	4.16	0.398	9.2	3.6

TEAM HITTING

WRC	WOBA	K%	BB%	HR
8.37	0.472	23.9%	14.8%	98
8.38	0.469	23.3%	12.7%	100

REGIONAL RESULTS

RECORD	RUN DIFF	WRC FOR	WRC ALL	WRC DIFF	WOBA FOR	WOBA ALL
3-1	+3.5	+12.5	+10.2	+2.3	0.570	0.498
4-1	+4.8	+11.7	+6.4	+5.3	0.541	0.397

HITTERS TO WATCH

	AB	WRC	WRAA	WOBA	HR	K%	BB%
16 VANCE HONEYCUTT	243	75.75	39.3	0.552	24	36.2%	15.2%
20 DANNY SERRETTI	255	73.64	35.4	0.525	10	14.9%	12.5%
22 ANGEL ZARATE	275	72.29	31.0	0.494	7	13.5%	10.9%
27 MAC HORVATH	242	69.87	33.6	0.525	18	22.3%	19.0%
36 CAYDEN WALLACE	244	66.58	30.0	0.506	15	20.1%	14.8%
64 ALBERTO OSUNA	226	56.92	23.0	0.481	20	36.7%	11.9%
68 BRAYDON WEBB	179	54.72	27.9	0.545	14	27.4%	21.2%
70 CHRIS LANZILLI	195	53.28	24.0	0.507	8	21.5%	12.8%
72 MICHAEL TURNER	226	53.04	19.1	0.461	9	19.9%	11.5%
80 ROBERT MOORE	219	50.94	18.1	0.458	8	19.6%	16.9%

IMPACT PITCHERS

	IP	FIP	ERA	WOBA	K/9	BB/9
45 CONNOR NOLAND	93.2	4.01	4.13	0.358	9.5	3.1
53 KOLE RAMAGE	49.0	4.19	4.22	0.344	11.2	3.3
74 DAVIS PALERMO	55.0	4.50	2.62	0.314	11.6	3.6
108 MAX CARLSON	72.1	4.96	3.61	0.384	10.5	4.5
111 EVAN TAYLOR	37.1	5.00	3.38	0.358	11.3	3.9
130 BRANDON SCHAEFFER	91.2	5.44	3.73	0.394	6.6	2.3
137 GAGE GILLIAN	51.2	5.66	4.18	0.374	7.0	2.8
139 JAXON WIGGINS	64.2	5.76	6.12	0.433	11.0	5.6
147 HAGEN SMITH	70.0	6.17	4.89	0.436	10.2	5.4
156 CONNOR BOVAIR	54.0	7.16	5.50	0.441	8.2	5.3

Super Regional Thoughts:

The Razorbacks finally got their bats clicking in Stillwater and wow, what a series. While I don't expect 66 runs scored like the three games the Razorbacks had with Oklahoma State, I do expect this to be a pretty offensively charged series. Both teams sometimes struggle with pitching and have some really good bats. I know this is going to sound like a homer pick, but the Hogs might have found something with this pitching rotation this past weekend. McEntire, Morris, Ramage, and Hagan Smith all stepped up big time when their time was called and I think that success can continue.

MY BEST BET:
PREDICTED SERIES RESULT:

ARKANSAS +115
ARKANSAS, 2-1

HATTIESBURG SUPER REGIONAL

Team Name / Record / Odds To Win Regional / Odds To Win CWS



SOUTHERN MISS
GOLDEN EAGLES

47-17
-105 / +2300



OLE MISS
REBELS

35-22
-115 / +2300

(Odds via Circa Sports)

Series Information:

Game 1: Saturday, June 11th at 3:00 PM (CST) on ESPNU

Game 2: Sunday, June 12th at 3:00 PM (CST) - TBD

Game 3: Monday, June 13th - TBD

(If Necessary)

Regional Results:

	W 2-0 vs. Army	L 6-7 vs. LSU	W 4-3 vs. Kennesaw St	W 8-4 vs. LSU	W 8-7 vs. LSU
	W 7-4 vs. Arizona	W 2-1 vs. Miami	W 22-6 vs. Arizona	N/A	N/A



Regional Reaction:

We almost had two mediocre SEC teams in this super regional together, but Southern Miss took care of business at home and knocked off LSU. Ole Miss wins the Coral Gables regional as a +185 dog and just like I said in the regional preview, if the Rebels can get hot, they're a hard team to beat. We'll see if they can keep it going in Hattiesburg.

HATTIESBURG SUPER REGIONAL

Advanced Analytics by Parker (@statsowar) with CFB Graphs:

SUPER REGIONAL ADVANCED STATS PREVIEW

		#11 SOUTHERN MISS. GOLDEN EAGLES					OLE MISS REBELS						
		RTG	RF	WRC	AVG	RBI	RTG	RF	WRC	AVG	RBI		
		5.24	6.70	8.41	0.281	368	6.22	7.84	8.36	0.278	402		
		WIN PROB	RA	FIP	CO/FO	AVG.A	WIN PROB	RA	FIP	CO/FO	AVG.A		
		57.0%	3.97	3.59	1.40	0.228	43.0%	5.11	5.03	0.75	0.247		

TEAM PITCHING						TEAM HITTING						REGIONAL RESULTS							
FIP	ERA	WOPA	K/9	BB/9		WRC	WOPA	K%	BB%	HR	RECORD	RUN DIFF	WRC FOR	WRC ALL	WRC DIFF	WOPA FOR	WOPA ALL		
5.03	4.61	0.398	10.9	3.5		8.36	0.468	26.8%	14.0%	98	3-0	+4.7	+9.0	+4.1	+4.9	0.459	0.322		
3.59	3.17	0.333	11.2	2.3		8.41	0.462	20.4%	12.9%	82	4-1	+1.4	+6.4	+4.8	+1.6	0.411	0.336		

HITTERS TO WATCH								IMPACT PITCHERS								
	AB	WRC	WRAA	WOPA	HR	K%	BB%	IP	FIP	ERA	WOPA	K/9	BB/9			
33	TIM ELKO	206	67.96	37.1	0.574	22	34.0%	19.4%	3	TANNER HALL	103.2	2.91	2.60	0.296	12.2	1.1
37	WILL MCGILLIS	223	66.51	33.1	0.536	16	24.7%	14.3%	10	HURSTON WALDREP	85.0	3.15	2.96	0.318	13.6	3.1
42	JACOB GONZALEZ	208	65.59	34.4	0.557	17	13.0%	22.6%	30	HUNTER RIGGINS	97.1	3.72	2.59	0.305	7.9	1.9
50	REECE EWING	195	63.10	33.8	0.567	10	27.2%	24.6%	31	TYLER STUART	39.2	3.76	2.72	0.338	8.4	2.9
54	CARSON PAETOW	223	61.48	28.0	0.510	16	28.3%	15.7%	50	HUNTER ELLIOTT	59.2	4.09	3.17	0.368	12.4	4.5
61	DUSTIN DICKERSON	261	58.37	19.2	0.448	0	13.0%	11.9%	58	LANDON HARPER	42.2	4.27	3.16	0.325	10.1	1.9
67	SLADE WILKS	212	54.87	23.1	0.489	10	28.3%	16.0%	85	BRANDON JOHNSON	39.2	4.72	4.08	0.359	15.0	4.8
71	JUSTIN BENCH	219	53.24	20.4	0.471	3	16.0%	10.5%	89	JOHN GADDIS	43.0	4.78	4.40	0.391	9.0	3.3
91	KEMP ALDERMAN	176	44.94	18.5	0.485	10	27.8%	13.6%	136	DYLAN DELUCIA	73.0	5.61	4.68	0.399	9.7	3.0
111	PEYTON CHATAGNIER	201	38.34	8.2	0.409	11	25.9%	8.0%	141	DEREK DIAMOND	65.1	5.79	6.89	0.408	7.9	1.8

Super Regional Thoughts:

Ole Miss and Southern Miss square off in the battle of the Mississippi for the chance at Omaha. I'm kind of split on this series, because I had LSU power rated a little better than Ole Miss and Southern Miss took care of LSU, so the Golden Eagles make sense here. The problem is Tim Elko and the Ole Miss bats. I said if they could get hot, they'd be tough to beat and my mind hasn't changed. That being said, when I'm split on a series winner, I'm going with the one with the more favorable odds, so give me Southern Miss.

MY BEST BET: SOUTHERN MISS -105
PREDICTED SERIES RESULT: SOUTHERN MISS, 2-1

CORVALLIS SUPER REGIONAL

Team Name / Record / Odds To Win Regional / Odds To Win CWS



OREGON STATE
BEAVERS

47-16
-165 / +700



AUBURN
TIGERS

40-19
+145 / +1800

(Odds via Circa Sports)

Series Information:


Game 1: Saturday, June 11th at 9:00 PM (CST) on ESPN2

Game 2: Sunday, June 12th at 9:00 PM (CST) - ESPN2

Game 3: Monday, June 13th - TBD

(If Necessary)

Regional Results:

	W 5-4 vs. NM State	W 12-3 vs. San Diego	L 1-8 vs. Vanderbilt	W 7-6 vs. Vanderbilt	N/A
	W 19-7 vs. SE Louisiana	W 21-7 vs. Florida State	L 11-4 vs. UCLA	N/A	N/A


Regional Reaction:

I owe the fine people of Auburn, Alabama an apology. I didn't think this Auburn squad was going to bring it, but they brought it all. In what might have been the most dominating regional, Auburn took the clean sweep and absolutely smashed the ball. Oregon State's journey was pretty mediocre. I think the one surprise out of that regional is that Vanderbilt had to come out of the losers bracket to have their day with the Beavers and got them once and made it tight in the finale, but the Beavers move on.

CORVALLIS SUPER REGIONAL

Advanced Analytics by Parker (@statsowar) with CFB Graphs:

SUPER REGIONAL ADVANCED STATS PREVIEW

		#3 OREGON ST. BEAVERS					#14 AUBURN TIGERS				
	RTG	RF	WRC	AVG	RBI	RTG	RF	WRC	AVG	RBI	
	6.65	7.59	9.03	0.298	434	5.82	7.47	8.62	0.292	404	
	WIN PROB	RA	FIP	CO/FO	AVG.A	WIN PROB	RA	FIP	CO/FO	AVG.A	
	55.0%	4.49	3.88	0.95	0.249	45.0%	5.14	5.03	1.13	0.253	

TEAM PITCHING						TEAM HITTING						REGIONAL RESULTS					
FIP	ERA	WOBA	K/9	BB/9		WRC	WOBA	K%	BB%	HR	RECORD	RUN DIFF	WRC FOR	WRC ALL	WRC DIFF	WOBA FOR	WOBA ALL
5.03	4.51	0.406	10.1	3.6		8.62	0.470	24.9%	14.1%	70	3-0	+10.3	+17.9	+7.0	+10.9	0.689	0.427
3.88	4.20	0.355	9.6	2.5		9.03	0.488	23.9%	17.0%	55	3-1	+1.0	+8.3	+4.2	+4.2	0.448	0.334

HITTERS TO WATCH								IMPACT PITCHERS							
AB	WRC	WRAA	WOBA	HR	K%	BB%		IP	FIP	ERA	WOBA	K/9	BB/9		
2	100.09	72.5	0.829	20	25.5%	35.9%	SONNY DICHIARRA	97.2	2.19	2.40	0.264	14.3	1.9		
7	81.35	47.3	0.608	8	24.2%	22.9%	JUSTIN BOYD	59.1	3.27	1.82	0.262	11.4	2.1		
10	79.24	46.4	0.612	8	19.6%	27.4%	GARRET FORRESTER	51.2	3.41	4.01	0.331	8.0	1.7		
13	77.56	39.2	0.542	2	17.6%	19.9%	WADE MECKLER	40.2	3.71	4.43	0.383	7.5	1.5		
17	75.50	38.0	0.541	16	18.8%	9.6%	JACOB MELTON	56.2	4.19	4.13	0.395	11.8	4.4		
40	65.82	29.7	0.507	4	12.9%	11.6%	BLAKE RAMBUSCH	68.1	4.48	2.90	0.338	5.5	1.8		
43	65.24	30.1	0.513	5	25.2%	18.8%	TRAVIS BAZZANA	47.2	4.58	4.72	0.368	10.0	2.1		
74	52.93	18.1	0.453	2	20.7%	11.6%	KASON HOWELL	75.0	4.58	4.80	0.385	10.1	4.2		
98	42.92	19.8	0.513	9	25.3%	16.9%	COLE FOSTER	40.1	4.80	4.02	0.333	13.2	1.6		
100	41.69	6.6	0.394	5	14.5%	9.4%	BRODY MOORE	77.1	4.85	4.19	0.345	7.6	2.3		

Super Regional Thoughts:

Auburn travels across the country to Corvallis and I hope they brought their bats. It could be a quick series if Sonny DiChiarras and crew are hitting like they were back home. Oregon State did not look impressive to me in their regional series and if they want to punch their ticket to Omaha, they're going to have to do it by slowing down this Auburn offense. While I am very excited to see this series, I'm not crazy about the series price. You're paying a premium to bet what looks to be an overrated Oregon State squad, so Auburn would be the only play for me. That being said, I would rather play these games individually because I think you're going to end up getting a better price on Auburn in Game 1.

MY BEST BET:
PREDICTED SERIES RESULT:

AUBURN +145
AUBURN, 2-1



I hope you enjoy this publication and that it helps you in handicapping college baseball this postseason.

Big thanks to Parker with CFB-Graphs for providing us advanced analytics which we've used in our betting preview.

Good luck on your bets and be sure you're following me @GrissomTweets for daily picks throughout the entire college baseball postseason.

**- Matt Grissom
GrissomBets.com**

Special thanks to:

