

# College Baseball Insiders



**2024**  
**SUPER REGIONAL**  
**BETTING GUIDE**

#30 ASHTON WILSON  
**FLORIDA GATORS**  
PHOTO BY JOHN PATERNOSTER  
UAA COMMUNICATIONS



# ABOUT THIS GUIDE & THE INSIDERS

After a thrilling regionals round, full of upsets across the board, we have sixteen teams that have prolonged their season and advance to the super regionals.

For those unfamiliar with the format of the Super Regionals, this is the best of three series, similar to what the regular season consists of. You will have each of the eight super regional hosts, awarded to the best seed between them and their opponent.

Within the Super Regional guide, we'll provide a deeper, in-depth look into the field of sixteen, featuring impact hitters and pitchers to know for each team, plus the win probabilities, current odds, and all of the details you'd expect to help you handicap this round.

As I often say, college baseball is typically a chalky sport where the better pitching staff tends to advance over the hitting, but after a wild regional round that showed the opposite of that theory, we'll let you be the judge. If history has proven anything, it is that while some teams may get the bats hot, it's typically the more well balanced team that we'll see advance to the College World Series, especially in a best-of-three format like this.

So buckle up and enjoy the ride. The Super Regionals are here and we're ready to give you the playbook on each of these teams so you can better handicap each matchup.




**MATT GRISSOM**  
COLLEGE BASEBALL INSIDERS  
**@GRISSOMONX**

**240-201, +32.4 UNITS**




**TODD SMITH**  
COLLEGE BASEBALL INSIDERS  
**@SMITTYBUCS**

**167-154, +2.0 UNITS**



**QUENTIN MILLS**  
COLLEGE BASEBALL INSIDERS  
**@QMILLLY**

**233-155, +51.7 UNITS**



**NICK DIMMITT**  
COLLEGE BASEBALL INSIDERS  
**@CROWHOPBSB**

**1-0, +1 AWESOME SITE**

**PARKER FLEMING | @STATSOWAR**  
DATA CONTRIBUTOR

**WARRENNOLAN.COM**  
QUAD WINS INFORMATION

# A REGIONAL ROUND TO REMEMBER

After a thrilling regionals round, full of upsets across the board, we have sixteen teams that have prolonged their season and advance to the super regionals.

For those unfamiliar with the format of the Super Regionals, this is the best of three series, similar to what the regular season consists of. You will have each of the eight super regional hosts, awarded to the best seed between them and their opponent.

Within the Super Regional guide, we'll provide a deeper, in-depth look into the field of sixteen, featuring impact hitters and pitchers to know for each team, plus the win probabilities, current odds, and all of the details you'd expect to help you handicap this round.

As I often say, college baseball is typically a chalky sport where the better pitching staff tends to advance over the hitting, but after a wild regional round that showed the opposite of that theory, we'll let you be the judge. If history has proven anything, it is that while some teams may get the bats hot, it's typically the more well balanced team that we'll see advance to the College World Series, especially in a best-of-three format like this.

## KEY DATES TO REMEMBER

**Super Regionals:** Begins Fri, June 6<sup>th</sup> or Sat, June 7<sup>th</sup> - Mon, June 10<sup>th</sup>

**CWS Final 8 in Omaha:** Begins Friday, June 14<sup>th</sup>

## ODDS TO WIN IT ALL

*Circa* | SPORTS

TEXAS A&M	+285	OREGON STATE	+2300
TENNESSEE	+295	FLORIDA	+3000
NORTH CAROLINA	+785	NC STATE	+3000
FLORIDA STATE	+1000	WEST VIRGINIA	+6500
VIRGINIA	+1050	UCONN	+6500
KENTUCKY	+1100	OREGON	+7500
GEORGIA	+1100	KANSAS STATE	+8000
CLEMSON	+1500	EVANSVILLE	+20000

# FAST FACTS FROM THE REGIONALS

So what did we learn from the regionals that we can use to better prepare us going forward as we anticipate the Super Regionals and College World Series? I've compiled a few "fast facts" from the Regionals:

## **BEWARE OF THE THREE SEED**

- » We had FIVE #3 seeds advance through their regionals, consisting of Oregon, Kansas State, West Virginia, Florida, and UConn.

## **THE ACC SHOWED UP AND SHOWED OUT**

- » All five of the ACC Regional Hosts advanced. Clemson, Virginia, NC State, Florida State, and North Carolina,

## **THE BIG 12 WAS DEEPER THAN WE THOUGHT**

- » The two Regional Hosts from the Big 12 in Oklahoma and Oklahoma State may not have won their regionals, but two #3 seeds from the Big 12 did. Kansas State wins the Fayetteville Regional and West Virginia wins the Tucson Regional, proving that the Big 12 was deep.

## **UCONN... NOT JUST A BASKETBALL SCHOOL**

- » The Huskies gave Oklahoma all they could handle in Norman and advance through that regional, which, let's be honest, came to a huge shock to everyone.

## **NO FAMILIAR FACES**


- » We won't see any of the previous 4 national championship teams in Omaha, as LSU, Ole Miss, Mississippi St, and Vanderbilt are at home.

## **AMERICA'S FAVORITE UNDERDOG**

- » While the runs of 3 seeds were impressive, there was one team that reached the Super Regionals from the 4 seed for only the 9<sup>th</sup> time. Introducing, America's favorite dog, the Evansville Purple Aces from Evansville, IN, led by head coach, Wes Carroll. The Purple Aces won The Missouri Valley Conference Tournament to secure an auto-bid.



# THE *Updated* BRACKET | FIELD OF 16



## THE 8 SUPER REGIONAL SITES

THIS WILL BE THE ORDER OF THE GUIDE | EACH TEAM THAT ADVANCES WILL GO TO THE COLLEGE WORLD SERIES

- |                       |                       |
|-----------------------|-----------------------|
| 1 KNOXVILLE, TN       | 5 CHARLOTTESVILLE, VA |
| 2 LEXINGTON, KY       | 6 CLEMSON, SC         |
| 3 COLLEGE STATION, TX | 7 ATHENS, GA          |
| 4 CHAPEL HILL, NC     | 8 TALLAHASSEE, FL     |

# KNOXVILLE

## Super Regional Preview

\*\* THE NUMBER UNDER STATS IS RANK OUT OF THE 16 REMAINING TEAMS



**TENNESSEE VOLUNTEERS**  
RPI 1 SOS 25

RECORD 53-11  
in LAST 10 9-1  
vs Quad 1 21-9  
vs Quad 2 9-1

ODDS TO WIN  
via Circa Sports  
SUPER REG -925  
CWS +295

PROB. TO ADV.  
via Nick @ CBI  
**82.4%**

### Stats over Full Season

BAT AVG	wOBA	HR's	wRC+	ERA	WHIP	xFIP	SIERA
.311	.438	159	161	3.80	1.22	4.21	3.16
3	2	1	1	1	1	1	2

### Stats over Last 15 Games

BAT AVG	wOBA	HR's	wRC+	ERA	WHIP	xFIP	SIERA
.269	.389	25	125	3.55	1.20	4.15	3.07
11	9	1	2	1	1	1	1

Impact Hitters	BA	wOBA	wRC+	HR's	Impact Pitchers	ERA	WHIP	xFIP	SIERA
Christian Moore	.378	.519	181	29	AJ Causey	2.96	1.02	3.49	1.80
Blake Burke	.364	.476	160	17	Drew Beam	6.31	1.25	6.18	4.08
Dylan Dreiling	.330	.485	159	19	Zander Sechrist	3.05	1.11	5.32	3.87

### Projected Starting Rotation

GAME ONE

Chris Stamos

GAME TWO

Drew Beam

GAME THREE

Zander Sechrist

### Recapping the Regional

	W 9-3 vs Northern KY	W 12-6 vs Indiana	W 12-3 vs Southern Miss	N/A	N/A
--	-------------------------	----------------------	----------------------------	-----	-----

GRISSOM'S PICK:

TENNESSEE

QUENTIN'S PICK:

TENNESSEE



FRIDAY

82°

3 MPH NE

SATURDAY

82°

4 MPH NE

SUNDAY

79°

4 MPH NE

CAPACITY

5,548

LF / CF / RF DISTANCE

320' / 390' / 320'

GRASS / TURF INFIELD

TURF

\*\* THE NUMBER UNDER STATS IS RANK OUT OF THE 16 REMAINING TEAMS



**EVANSVILLE**  
**PURPLE ACES**  
RPI 56 SOS 98

RECORD 38-24  
in LAST 10 9-1  
vs Quad 1 5-8  
vs Quad 2 3-3

ODDS TO WIN via Circa Sports  
SUPER REG +650  
CWS 200/1

PROB. TO ADV. via Nick @ CBI  
**17.6%**

*Stats over Full Season*

BAT AVG	wOBA	HR's	wRC+	ERA	WHIP	xFIP	SIERA
.300	.401	90	135	6.00	1.51	5.38	4.33
7	8	11	8	14	11	15	16

*Stats over Last 15 Games*

BAT AVG	wOBA	HR's	wRC+	ERA	WHIP	xFIP	SIERA
.301	.428	27	174	5.26	1.42	5.73	4.73
2	3	3	1	12	10	16	16

<i>Impact Hitters</i>	BA	wOBA	wRC+	HR's	<i>Impact Pitchers</i>	ERA	WHIP	xFIP	SIERA
Mark Shallenberger	.389	.525	184	17	Kenton Deverman	1.70	0.70	5.19	3.33
Kip Fougousse	.348	.467	158	21	Donovan Shultz	5.14	1.54	6.42	4.86
Brent Widder	.281	.391	125	11	Shane Harris	2.70	1.58	6.64	5.40

*Projected Starting Rotation*

GAME ONE	GAME TWO	GAME THREE
Kenton Deverman	Donovan Shultz	Kevin Reed

*Recapping the Regional*

	<b>W 4-1</b> vs East Carolina	<b>W 17-11</b> vs VCU	<b>L 6-19</b> vs East Carolina	<b>W 6-5</b> vs East Carolina	N/A
--	----------------------------------	--------------------------	-----------------------------------	----------------------------------	-----

SMITTY'S PICK: TENNESSEE

INSIDER'S PICK: TENNESSEE

# LEXINGTON

## Super Regional Preview

\*\* THE NUMBER UNDER STATS IS RANK OUT OF THE 16 REMAINING TEAMS



**KENTUCKY WILDCATS**  
RPI 3 SOS 7

RECORD 43-14  
in LAST 10 7-3  
vs Quad 1 18-8  
vs Quad 2 12-3

ODDS TO WIN  
via Circa Sports  
SUPER REG CWS -158 +1100

PROB. TO ADV.  
via Nick @ CBI  
**47.0%**

### Stats over Full Season

BAT AVG	wOBA	HR's	wRC+	ERA	WHIP	xFIP	SIERA
.289	.396	83	121	5.11	1.37	5.24	3.95
10	10	14	11	10	4	12	11

### Stats over Last 15 Games

BAT AVG	wOBA	HR's	wRC+	ERA	WHIP	xFIP	SIERA
.271	.374	18	97	6.61	1.61	5.44	4.28
13	13	15	15	16	16	15	14

Impact Hitters	BA	wOBA	wRC+	HR's	Impact Pitchers	ERA	WHIP	xFIP	SIERA
Ryan Waldschmidt	.359	.484	155	14	Trey Pooser	2.96	1.02	3.49	1.80
Emilien Pitre	.303	.408	130	9	Dominic Niman	6.31	1.25	6.18	4.08
Ryan Nicholson	.290	.450	136	20	Mason Moore	3.05	1.11	5.32	3.87

### Projected Starting Rotation

GAME ONE  
Trey Pooser

GAME TWO  
Dominic Niman

GAME THREE  
Mason Moore

### Recapping the Regional

	<b>W 10-8</b> vs Western Mich	<b>W 6-1</b> vs Illinois	<b>W 5-0</b> vs Indiana St.	N/A	N/A
--	----------------------------------	-----------------------------	--------------------------------	-----	-----

GRISSOM'S PICK: OREGON ST.

QUENTIN'S PICK: OREGON ST.



SATURDAY

77°

7 MPH NE

SUNDAY

76°

6 MPH NE

MONDAY

72°

6 MPH E

CAPACITY

5,000

LF / CF / RF DISTANCE

335' / 400' / 320'

GRASS / TURF INFIELD

TURF

\*\* THE NUMBER UNDER STATS IS RANK OUT OF THE 16 REMAINING TEAMS



**OREGON ST.  
BEAVERS**  
RPI 12 SOS 65

RECORD 45-14  
in LAST 10 8-2  
vs Quad 1 6-3  
vs Quad 2 6-7

ODDS TO WIN via Circa Sports  
SUPER REG +138  
CWS +2300

PROB. TO ADV. via Nick @ CBI  
**53.0%**

*Stats over Full Season*

BAT AVG	wOBA	HR's	wRC+	ERA	WHIP	xFIP	SIERA
.303	.426	115	148	3.98	1.32	4.88	3.66
6	4	5	4	3	3	8	8

*Stats over Last 15 Games*

BAT AVG	wOBA	HR's	wRC+	ERA	WHIP	xFIP	SIERA
.300	.423	34	126	4.04	1.35	4.52	3.44
5	4	5	6	3	5	3	3

<i>Impact Hitters</i>	BA	wOBA	wRC+	HR's	<i>Impact Pitchers</i>	ERA	WHIP	xFIP	SIERA
Travis Bazzana	.419	.614	219	28	Aidan May	1.70	0.70	5.19	3.33
Gavin Turley	.286	.438	145	19	Jacob Kmatz	5.14	1.54	6.42	4.86
Elijah Hainline	.282	.409	128	10	Eric Segura	2.70	1.58	6.64	5.40

*Projected Starting Rotation*

GAME ONE	GAME TWO	GAME THREE
Aiden May	Jacob Kmatz	Eric Segura

*Recapping the Regional*

	<b>W 10-4</b> vs Tulane	<b>W 5-3</b> vs UC Irvine	<b>W 11-6</b> vs UC Irvine	N/A	N/A
--	----------------------------	------------------------------	-------------------------------	-----	-----

SMITTY'S PICK: KENTUCKY

INSIDER'S PICK: OREGON ST.

# COLLEGE STATION

## *Super Regional Preview*

\*\* THE NUMBER UNDER STATS IS RANK OUT OF THE 16 REMAINING TEAMS



**TEXAS A&M**  
**AGGIES**  
RPI 2 SOS 16

RECORD 47-13  
in LAST 10 6-4  
vs Quad 1 14-13  
vs Quad 2 7-0

ODDS TO WIN  
via Circa Sports  
SUPER REG -485  
CWS +285

PROB. TO ADV.  
via Nick @ CBI  
**76.1%**

### *Stats over Full Season*

BAT AVG	wOBA	HR's	wRC+	ERA	WHIP	xFIP	SIERA
.300	.423	130	149	3.90	1.24	4.31	3.01
8	5	3	3	2	2	2	1

### *Stats over Last 15 Games*

BAT AVG	wOBA	HR's	wRC+	ERA	WHIP	xFIP	SIERA
.258	.364	31	107	4.20	1.31	4.60	3.46
15	15	9	12	4	3	4	4

<i>Impact Hitters</i>	BA	wOBA	wRC+	HR's	<i>Impact Pitchers</i>	ERA	WHIP	xFIP	SIERA
Jace Laviolette	.315	.502	174	28	Ryan Prager	2.60	1.02	3.94	1.96
Braden Montgomery	.322	.496	171	27	Justin Lamkin	6.29	1.48	4.83	2.74
Gavin Grahovac	.308	.442	148	22	Tanner Jones	6.55	1.70	5.74	3.88

### *Projected Starting Rotation*

GAME ONE

Ryan Prager

GAME TWO

Justin Lamkin

GAME THREE

Tanner Jones

### *Recapping the Regional*

	<b>W 8-0</b> vs Grambling	<b>W 4-2</b> vs Texas	<b>W 9-4</b> vs Louisiana	N/A	N/A
--	------------------------------	--------------------------	------------------------------	-----	-----

GRISSOM'S PICK:

TEXAS A&M

QUENTIN'S PICK:

TEXAS A&M



SATURDAY

97°

4 MPH SW

SUNDAY

95°

5 MPH SW

MONDAY

90°

6 MPH SW

CAPACITY

6,100

LF / CF / RF DISTANCE

330' / 400' / 330'

GRASS / TURF INFIELD

GRASS

\*\* THE NUMBER UNDER STATS IS RANK OUT OF THE 16 REMAINING TEAMS



**OREGON DUCKS**

RPI 39 SOS 69

RECORD 40-18  
in LAST 10 8-2  
vs Quad 1 8-4  
vs Quad 2 6-4

ODDS TO WIN via Circa Sports  
SUPER REG +385  
CWS +7500

PROB. TO ADV. via Nick @ CBI  
**23.9%**

*Stats over Full Season*

BAT AVG	wOBA	HR's	wRC+	ERA	WHIP	xFIP	SIERA
.280	.378	91	118	4.62	1.39	5.25	3.90
12	13	10	12	6	6	13	10

*Stats over Last 15 Games*

BAT AVG	wOBA	HR's	wRC+	ERA	WHIP	xFIP	SIERA
.268	.368	26	97	3.69	1.24	4.91	3.58
14	14	13	14	2	2	8	6

<i>Impact Hitters</i>	BA	wOBA	wRC+	HR's	<i>Impact Pitchers</i>	ERA	WHIP	xFIP	SIERA
Jacob Walsh	.264	.395	125	18	RJ Gordon	4.74	1.37	6.30	4.28
Drew Smith	.314	.388	118	3	Grayson Grinsell	3.95	1.23	5.61	3.21
Bryce Boettcher	.277	.385	114	12	Kevin Seitter	4.54	1.31	5.78	3.81

*Projected Starting Rotation*

GAME ONE	GAME TWO	GAME THREE
RJ Gordon	Grayson Grinsell	Kevin Seitter

*Recapping the Regional*

	<b>W 5-4</b> vs San Diego	<b>W 2-1</b> vs UCSB	<b>W 3-0</b> vs UCSB	N/A	N/A
--	------------------------------	-------------------------	-------------------------	-----	-----

SMITTY'S PICK: TEXAS A&M

INSIDER'S PICK: TEXAS A&M

# CHAPEL HILL

## *Super Regional Preview*

\*\* THE NUMBER UNDER STATS IS RANK OUT OF THE 16 REMAINING TEAMS



**NO. CAROLINA**  
**TAR HEELS**  
 RPI 4 SOS 15

RECORD 45-14  
 in LAST 10 7-3  
 vs Quad 1 10-10  
 vs Quad 2 6-3

ODDS TO WIN  
 via Circa Sports  
 SUPER REG -325  
 CWS +785

PROB. TO ADV.  
 via Nick @ CBI  
**68.1%**

### *Stats over Full Season*

BAT AVG	wOBA	HR's	wRC+	ERA	WHIP	xFIP	SIERA
.310	.413	109	141	4.27	1.42	5.11	3.95
4	7	8	6	4	7	10	12

### *Stats over Last 15 Games*

BAT AVG	wOBA	HR's	wRC+	ERA	WHIP	xFIP	SIERA
.311	.414	33	149	4.23	1.35	5.10	3.90
4	5	7	3	5	6	11	10

<i>Impact Hitters</i>	BA	wOBA	wRC+	HR's	<i>Impact Pitchers</i>	ERA	WHIP	xFIP	SIERA
Vance Honeycutt	.309	.461	153	24	Jason DeCaro	4.10	1.34	6.29	4.47
Casey Cook	.345	.454	152	18	Shea Sprague	3.90	1.25	5.41	3.68
Parks Harber	.354	.474	151	20	Aidan Haugh	4.77	1.63	5.30	3.62

### *Projected Starting Rotation*

GAME ONE  
 Jason DeCaro

GAME TWO  
 Shea Sprague

GAME THREE  
 Aidan Haugh

### *Recapping the Regional*

	<b>W 11-8</b> vs Long Island	<b>W 6-2</b> vs LSU	<b>L 8-4</b> vs LSU	<b>W 4-3</b> vs LSU	<b>N/A</b>
--	---------------------------------	------------------------	------------------------	------------------------	------------

GRISSOM'S PICK: N. CAROLINA

QUENTIN'S PICK: N. CAROLINA



FRIDAY  
● 86°  
5 MPH NE

SATURDAY  
☁ 84°  
6 MPH NE

SUNDAY  
☁ 89°  
7 MPH NE

CAPACITY 4,100  
LF / CF / RF DISTANCE 335' / 400' / 340'  
GRASS / TURF INFIELD GRASS

\*\* THE NUMBER UNDER STATS IS RANK OUT OF THE 16 REMAINING TEAMS



**WEST VIRGINIA MOUNTAINEERS**  
RPI 30 SOS 40

RECORD 36-22  
in LAST 10 7-3  
vs Quad 1 6-8  
vs Quad 2 13-8

ODDS TO WIN via Circa Sports  
SUPER REG +270  
CWS +6500

PROB. TO ADV. via Nick @ CBI  
**31.9%**

*Stats over Full Season*

BAT AVG	wOBA	HR's	wRC+	ERA	WHIP	xFIP	SIERA
.273	.368	88	111	5.02	1.52	5.19	4.06
14	14	13	14	9	12	11	13

*Stats over Last 15 Games*

BAT AVG	wOBA	HR's	wRC+	ERA	WHIP	xFIP	SIERA
.282	.386	34	125	4.41	1.46	5.42	4.23
10	10	5	7	7	9	14	13

<i>Impact Hitters</i>	BA	wOBA	wRC+	HR's	<i>Impact Pitchers</i>	ERA	WHIP	xFIP	SIERA
Reed Chumley	.310	.445	137	15	Derek Clark	2.82	1.07	4.89	3.32
Sam White	.309	.399	125	10	Tyler Switalski	5.34	1.58	6.33	4.58
JJ Wetherholt	.345	.471	128	8	Aidan Major	5.48	1.46	5.46	3.62

*Projected Starting Rotation*

GAME ONE

Derek Clark

GAME TWO

Tyler Switalski

GAME THREE

Aidan Major

*Recapping the Regional*

	<b>W 4-1</b> vs Dallas Baptist	<b>W 5-2</b> vs Grand Canyon	<b>W 10-6</b> vs Grand Canyon	N/A	N/A
--	-----------------------------------	---------------------------------	----------------------------------	-----	-----

SMITTY'S PICK: N. CAROLINA

INSIDER'S PICK: N. CAROLINA

# CHARLOTTESVILLE

## *Super Regional Preview*

\*\* THE NUMBER UNDER STATS IS RANK OUT OF THE 16 REMAINING TEAMS



**VIRGINIA  
CAVALIERS**  
RPI 9 SOS 29

RECORD 44-15  
in LAST 10 8-2  
vs Quad 1 10-8  
vs Quad 2 10-5

ODDS TO WIN  
via Circa Sports  
SUPER REG -315  
CWS +1050

PROB. TO ADV.  
via Nick @ CBI  
**59.8%**

### *Stats over Full Season*

BAT AVG	wOBA	HR's	wRC+	ERA	WHIP	xFIP	SIERA
.334	.432	111	136	5.58	1.61	5.28	4.29
1	3	7	7	12	16	14	15

### *Stats over Last 15 Games*

BAT AVG	wOBA	HR's	wRC+	ERA	WHIP	xFIP	SIERA
.324	.436	38	122	4.26	1.40	5.29	4.35
1	2	3	8	6	8	13	15

<i>Impact Hitters</i>	BA	wOBA	wRC+	HR's	<i>Impact Pitchers</i>	ERA	WHIP	xFIP	SIERA
Harrison Didawick	.304	.478	149	23	Evan Blanco	3.57	1.32	5.22	3.39
Henry Ford	.336	.439	137	17	Joe Savino	3.20	1.21	5.83	4.12
Jacob Ference	.357	.505	148	16	Owen Coady	6.39	1.87	6.81	4.95

### *Projected Starting Rotation*

GAME ONE  
Evan Blanco

GAME TWO  
Joe Savino

GAME THREE  
Owen Coady

### *Recapping the Regional*

	<b>W 4-2</b> vs Penn	<b>W 5-4</b> vs Mississippi St	<b>W 9-2</b> vs Mississippi St	N/A	N/A
--	-------------------------	-----------------------------------	-----------------------------------	-----	-----

GRISSOM'S PICK: KANSAS ST.

QUENTIN'S PICK: VIRGINIA

FRIDAY

85°

7 MPH NE

SATURDAY

84°

7 MPH NE

SUNDAY

85°

7 MPH NE

CAPACITY

5,919

LF / CF / RF DISTANCE

332' / 404' / 332'

GRASS / TURF INFIELD

GRASS

\*\* THE NUMBER UNDER STATS IS RANK OUT OF THE 16 REMAINING TEAMS



**KANSAS STATE WILDCATS**  
RPI 33 SOS 28

RECORD 35-24  
in LAST 10 6-4  
vs Quad 1 9-14  
vs Quad 2 6-6

ODDS TO WIN via Circa Sports  
SUPER REG +265  
CWS +8000

PROB. TO ADV. via Nick @ CBI  
**40.2%**

*Stats over Full Season*

BAT AVG	wOBA	HR's	wRC+	ERA	WHIP	xFIP	SIERA
.274	.360	66	110	5.46	1.46	4.60	3.56
13	15	15	15	11	9	3	4

*Stats over Last 15 Games*

BAT AVG	wOBA	HR's	wRC+	ERA	WHIP	xFIP	SIERA
.243	.319	15	85	5.06	1.58	4.49	3.40
16	16	16	16	10	15	2	2

<i>Impact Hitters</i>	BA	wOBA	wRC+	HR's	<i>Impact Pitchers</i>	ERA	WHIP	xFIP	SIERA
Kaelen Culpepper	.329	.426	140	11	Owen Boerema	5.20	1.42	5.37	3.62
Brendan Jones	.303	.409	134	8	Jackson Wentworth	4.38	1.21	3.97	2.30
Brady Day	.325	.419	135	9	Josh Wintroub	6.22	1.61	4.84	3.34

*Projected Starting Rotation*

GAME ONE

Owen Boerema

GAME TWO

Jackson Wentworth

GAME THREE

Josh Wintroub

*Recapping the Regional*

	<b>W 4-1</b> vs Louisiana Tech	<b>W 7-6</b> vs Arkansas	<b>W 10-6</b> vs SE Missouri St	N/A	N/A
--	-----------------------------------	-----------------------------	------------------------------------	-----	-----

SMITTY'S PICK:

VIRGINIA

INSIDER'S PICK:

VIRGINIA

# CLEMSON

## Super Regional Preview

\*\* THE NUMBER UNDER STATS IS RANK OUT OF THE 16 REMAINING TEAMS



**CLEMSON**  
**TIGERS**  
RPI 6 SOS 18

RECORD 44-14  
in LAST 10 7-3  
vs Quad 1 10-8  
vs Quad 2 14-3

ODDS TO WIN  
via Circa Sports  
SUPER REG -185  
CWS +1500

PROB. TO ADV.  
via Nick @ CBI  
**57.7%**

### Stats over Full Season

BAT AVG	wOBA	HR's	wRC+	ERA	WHIP	xFIP	SIERA
.297	.397	103	122	4.60	1.39	4.72	3.63
9	9	10	9	5	5	4	7

### Stats over Last 15 Games

BAT AVG	wOBA	HR's	wRC+	ERA	WHIP	xFIP	SIERA
.317	.411	29	122	5.88	1.56	4.67	3.93
3	6	11	9	15	13	5	11

<i>Impact Hitters</i>	BA	wOBA	wRC+	HR's	<i>Impact Pitchers</i>	ERA	WHIP	xFIP	SIERA
Jimmy Obertop	.300	.456	144	20	Ethan Darden	4.98	1.40	5.24	4.66
Blake Wright	.333	.430	137	21	Tristan Smith	3.90	1.54	5.51	3.42
Cam Cannarella	.343	.429	135	10	Aidan Knaak	2.96	1.13	4.46	2.46

### Projected Starting Rotation

GAME ONE

Ethan Darden

GAME TWO

Tristan Smith

GAME THREE

Aidan Knaak

### Recapping the Regional

	<b>W 4-3</b> vs High Point	<b>W 4-3</b> vs Coast. Carolina	<b>W 12-5</b> vs Coast. Carolina	<b>N/A</b>	<b>N/A</b>
--	-------------------------------	------------------------------------	-------------------------------------	------------	------------

GRISSOM'S PICK:

CLEMSON

QUENTIN'S PICK:

CLEMSON



**SATURDAY**

☀️ 85°

2 MPH NE

**SUNDAY**

☀️ 89°

4 MPH NE

**MONDAY**

☀️ 82°

8 MPH NE

**CAPACITY**

6,272

**LF / CF / RF DISTANCE**

320' / 400' / 330'

**GRASS / TURF INFIELD**

GRASS

\*\* THE NUMBER UNDER STATS IS RANK OUT OF THE 16 REMAINING TEAMS



**FLORIDA GATORS**

RPI 18 SOS 1

**RECORD in LAST 10 vs Quad 1 vs Quad 2**

**32-28 6-4 17-19 2-6**

**ODDS TO WIN via Circa Sports SUPER REG CWS**

**+160 +3000**

**PROB. TO ADV. via Nick @ CBI**

**42.3%**

*Stats over Full Season*

BAT AVG	wOBA	HR's	wRC+	ERA	WHIP	xFIP	SIERA
.271	.386	123	124	6.11	1.55	4.79	3.61
16	12	9	4	15	15	7	6

*Stats over Last 15 Games*

BAT AVG	wOBA	HR's	wRC+	ERA	WHIP	xFIP	SIERA
.274	.378	30	99	5.84	1.52	4.93	3.78
12	12	10	13	14	11	9	8

<i>Impact Hitters</i>	BA	wOBA	wRC+	HR's	<i>Impact Pitchers</i>	ERA	WHIP	xFIP	SIERA
Jac Caglianone	.412	.575	205	31	Pierce Coppola	9.40	1.76	5.26	3.05
Colby Shelton	.261	.412	136	20	Liam Peterson	5.63	1.51	5.37	3.62
Tyler Shelnut	.270	.389	122	14	Jac Caglianone	4.57	1.52	5.92	4.12

*Projected Starting Rotation*

GAME ONE

Liam Peterson

GAME TWO

Jac Caglianone

GAME THREE

Pierce Coppola

*Recapping the Regional*

	<b>W 5-2</b> vs Nebraska	<b>L 1-7</b> vs Oklahoma St.	<b>W 17-11</b> vs Nebraska	<b>W 5-2</b> vs Oklahoma St.	<b>W 4-2</b> vs Oklahoma St.
--	-----------------------------	---------------------------------	-------------------------------	---------------------------------	---------------------------------

SMITTY'S PICK:

CLEMSON

INSIDER'S PICK:

CLEMSON

# ATHENS

## Super Regional Preview

\*\* THE NUMBER UNDER STATS IS RANK OUT OF THE 16 REMAINING TEAMS



**GEORGIA BULLDOGS**  
RPI 5 SOS 9

RECORD 42-15  
in LAST 10 7-3  
vs Quad 1 8-12  
vs Quad 2 16-1

ODDS TO WIN  
via Circa Sports  
SUPER REG CWS -155 +1100

PROB. TO ADV.  
via Nick @ CBI  
**75.6%**

### Stats over Full Season

BAT AVG	wOBA	HR's	wRC+	ERA	WHIP	xFIP	SIERA
.303	.439	142	152	5.64	1.54	4.77	3.57
5	1	2	2	13	13	6	5

### Stats over Last 15 Games

BAT AVG	wOBA	HR's	wRC+	ERA	WHIP	xFIP	SIERA
.298	.437	39	135	5.84	1.55	4.91	3.56
6	1	2	4	13	12	7	5

<i>Impact Hitters</i>	BA	wOBA	wRC+	HR's	<i>Impact Pitchers</i>	ERA	WHIP	xFIP	SIERA
Charlie Condon	.423	.623	221	36	Jarvis Evans	5.48	1.72	5.84	3.97
Corey Collins	.361	.546	171	16	Leighton Finley	4.43	1.33	5.25	3.56
Slate Alford	.302	.394	127	16	Zachary Harris	7.27	1.71	5.15	3.56

### Projected Starting Rotation

GAME ONE  
Jarvis Evans

GAME TWO  
Leighton Finley

GAME THREE  
Zachary Harris

### Recapping the Regional

	<b>W 8-7</b> vs Army	<b>W 11-2</b> vs UNCW	<b>W 8-6</b> vs Georgia Tech	N/A	N/A
--	-------------------------	--------------------------	---------------------------------	-----	-----

GRISSOM'S PICK:

GEORGIA

QUENTIN'S PICK:

GEORGIA

**SATURDAY**

88°

4 MPH NE

**SUNDAY**

89°

7 MPH NE

**MONDAY**

85°

6 MPH NE

**CAPACITY**

2,760

**LF / CF / RF DISTANCE**

350' / 404' / 314'

**GRASS / TURF INFIELD**

GRASS

\*\* THE NUMBER UNDER STATS IS RANK OUT OF THE 16 REMAINING TEAMS



**NC STATE WOLF PACK**  
RPI 11 SOS 3

**RECORD in LAST 10** 36-20  
**vs Quad 1** 8-2  
**vs Quad 2** 13-15 5-2

**ODDS TO WIN** via Circa Sports +135  
**SUPER REG CWS** +3000

**PROB. TO ADV.** via Nick @ CBI  
**24.4%**

*Stats over Full Season*

BAT AVG	wOBA	HR's	wRC+	ERA	WHIP	xFIP	SIERA
.285	.387	89	114	6.12	1.54	5.38	4.13
11	11	13	12	16	14	16	14

*Stats over Last 15 Games*

BAT AVG	wOBA	HR's	wRC+	ERA	WHIP	xFIP	SIERA
.295	.406	25	111	5.05	1.32	4.86	3.72
8	7	14	11	9	4	6	7

<i>Impact Hitters</i>	BA	wOBA	wRC+	HR's	<i>Impact Pitchers</i>	ERA	WHIP	xFIP	SIERA
Alec Makarewicz	.379	.498	162	20	Sam Highfill	5.35	1.34	6.30	4.26
Garrett Pennington	.347	.458	149	16	Dominic Fritton	7.04	1.63	6.63	4.54
Jacob Cozart	.291	.430	134	16	Logan Whitaker	6.29	1.50	5.69	3.66

*Projected Starting Rotation*

GAME ONE	GAME TWO	GAME THREE
Sam Highfill	Dominic Fritton	Logan Whitaker

*Recapping the Regional*

	<b>W 9-2</b> vs Bryant	<b>W 6-4</b> vs South Carolina	<b>W 5-3</b> vs James Madison	N/A	N/A
--	---------------------------	-----------------------------------	----------------------------------	-----	-----


**SMITTY'S PICK:** GEORGIA

**INSIDER'S PICK:** GEORGIA

# TALLAHASSEE

## Super Regional Preview

\*\* THE NUMBER UNDER STATS IS RANK OUT OF THE 16 REMAINING TEAMS



### FLORIDA STATE SEMINOLES

RPI 7 SOS 24

**RECORD** 45-15  
**in LAST 10** 8-2  
**vs Quad 1** 9-8  
**vs Quad 2** 9-5

**ODDS TO WIN** via Circa Sports  
**SUPER REG CWS** -265 +1000

**PROB. TO ADV.** via Nick @ CBI  
64.0%

*Stats over Full Season*

BAT AVG	wOBA	HR's	wRC+	ERA	WHIP	xFIP	SIERA
.314	.416	112	144	4.91	1.47	4.75	3.48
2	6	5	6	8	10	5	3

*Stats over Last 15 Games*

BAT AVG	wOBA	HR's	wRC+	ERA	WHIP	xFIP	SIERA
.297	.402	32	131	5.57	1.56	5.23	4.16
7	8	8	5	11	14	12	12

<i>Impact Hitters</i>	BA	wOBA	wRC+	HR's	<i>Impact Pitchers</i>	ERA	WHIP	xFIP	SIERA
James Tibbs III	.362	.524	181	25	Jamie Arnold	2.46	1.02	3.25	1.74
Cam Smith	.396	.501	173	16	Carson Dorsey	5.15	1.65	5.42	3.54
Jaime Ferrer	.312	.443	138	17	Andrew Armstrong	7.48	1.72	7.10	4.57


### Projected Starting Rotation

GAME ONE  
**Jamie Arnold**

GAME TWO  
**Carson Dorsey**

GAME THREE  
**Andrew Armstrong**

### Recapping the Regional

	W 7-2 vs Stetson	W 5-2 vs UCF	W 12-4 vs UCF	N/A	N/A
--	---------------------	-----------------	------------------	-----	-----

GRISSOM'S PICK: FLORIDA ST.

QUENTIN'S PICK: FLORIDA ST.



FRIDAY

☁️ 96°

2 MPH NE

SATURDAY

● 98°

2 MPH N

SUNDAY

● 100°

8 MPH NE

CAPACITY

6,700

LF / CF / RF DISTANCE

340' / 400' / 320'

GRASS / TURF INFIELD

GRASS

\*\* THE NUMBER UNDER STATS IS RANK OUT OF THE 16 REMAINING TEAMS



**UCONN  
HUSKIES**

RPI 32 SOS 37

RECORD  
in LAST 10  
vs Quad 1  
vs Quad 2

35-24  
6-4  
8-8  
5-10

ODDS TO WIN  
via Circa Sports  
SUPER REG  
CWS

+225  
+6500

PROB. TO ADV.  
via Nick @ CBI

**36.0%**

*Stats over Full Season*

BAT AVG	wOBA	HR's	wRC+	ERA	WHIP	xFIP	SIERA
.272	.367	83	109	4.67	1.43	4.98	3.82
15	15	16	14	7	8	9	9

*Stats over Last 15 Games*

BAT AVG	wOBA	HR's	wRC+	ERA	WHIP	xFIP	SIERA
.292	.380	29	120	4.54	1.37	4.96	3.89
9	11	11	10	8	7	10	9

*Impact Hitters*

	BA	wOBA	wRC+	HR's	<i>Impact Pitchers</i>	ERA	WHIP	xFIP	SIERA
Paul Tammaro	.313	.399	127	4	Ian Cooke	4.42	1.24	4.50	2.60
Korey Morton	.326	.394	123	11	Stephen Quigley	3.79	1.32	5.33	3.70
Luke Broadhurst	.288	.399	119	12	Garrett Coe	4.82	1.35	6.31	4.40

*Projected Starting Rotation*

GAME ONE

Ian Cooke

GAME TWO

Stephen Quigley

GAME THREE

Garrett Coe

*Recapping the Regional*

	<b>W 4-1</b> vs Duke	<b>W 4-1</b> vs Oklahoma	<b>L 4-6</b> vs Oklahoma	<b>W 7-1</b> vs Oklahoma	N/A
--	-------------------------	-----------------------------	-----------------------------	-----------------------------	-----

SMITTY'S PICK:

FLORIDA ST.

INSIDER'S PICK:

FLORIDA ST.

# The Omaha Bracket

## WHO PLAYS WHO IN OMAHA

The seeding from the beginning of the tournament to the end in the national championship series will be split into two brackets, meaning, not everyone will have to play each other until they reach the championship series. Keep this in mind if you decide to play any futures.

The bracket will be played out in Omaha as follows:

### BRACKET 1

### COLLEGE WORLD SERIES JUNE 14 - JUNE 24

### BRACKET 2



# Super Futures

## & FINAL THOUGHTS FROM THE INSIDERS

As the field of 64 shrinks to a field of 16, so do the odds. If you played Tennessee and/or Texas A&M +600 / +650 or better, congratulations. You may not have cashed the bet yet, but you have a ton of CLV.

As we try to scope out a few more futures winners, most of our handicapping is going to be with the preseason bets in mind. We have several "To make the CWS" bets outstanding that all have great value at this point, so while there won't be a ton of plays that we like, there may still be some value in taking a few of these teams to win it all if you are itching to get in.

Between Q, Smitty, and Grissom, below is a cumulative list of futures odds or series prices that we like as we head into the Super Regionals.

### BEST BETS | SUPER REGIONALS



ORST to win SR (+110)



UGA to win SR (-150)



KSU to win SR (+200)

**Tennessee, Texas A&M, & Florida St to win SR Parlay (-120)**

**DISCLAIMER:** I have Florida (EV), Georgia (+1200), Kentucky (+600), and North Carolina (+200) all to Make the CWS.

**Smitty & Quentin will be posting their plays on Twitter / X so be sure you are following Smitty (@SmittyBucs) and Quentin (@Qmillly) to get all of their best bets.**



**THE INSIDERS GUIDE TO**  
*The Greatest Show on Dirt!*

college baseball

**insiders**

*CollegeBaseballInsiders.com*

