



Design and function

Fittings solutions by Blum

www.blum.com

 **blum**[®]



Contents

Products

- 8 Lift systems
- 12 Hinge systems
- 16 Box systems
- 30 Runner systems
- 40 Inner dividing systems
- 48 Motion technologies

Furniture ideas

- 62 Living rooms
- 64 Bedrooms
- 66 Bathrooms
- 68 Offices and hallways
- 70 Shops
- 72 Kitchens

Kitchen ideas

- 76 Ideas from Blum for practical kitchens
- 78 Workflow
- 80 Space
- 81 Motion

About us

- 82 Quality of motion is quality of life
- 84 Design
- 86 Services
- 88 Design awards
- 90 The company







There are two sides to everything

Design

Furniture should be beautiful to look at and meet personal styles – no matter whether it has been designed to suit individual wishes or follow the general trend. Fittings systems by Blum work in the background to make furniture a success. Concealed within interiors they help bring your design ideas and latest trends to life.



... and function

Furniture needs to be functional, too, as top functionality is important to furniture users. This includes whether or not the furniture solution supports ergonomic flows, provides enough storage space and how comfortable it is to operate.

Lift systems

 **blum**



AVENTOS lift systems bring top quality of motion to wall cabinets. Fronts swing up and out of the user's way providing direct access to cabinet interiors.

AVENTOS boasts supreme user convenience. Even heavy fronts open with ultimate ease and close again softly and effortlessly with integrated soft-close BLUMOTION.

In combination with the SERVO-DRIVE and TIP-ON opening support systems, AVENTOS fittings can also be used for a handle-less design. This opens up many new design possibilities: Whether in the kitchen or another living area, for small fronts or large, AVENTOS ensures that lift systems can be opened with consummate ease.



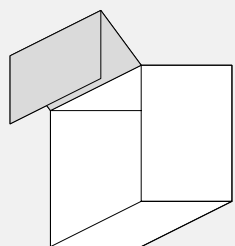
➤ [www.blum.com/
liftsystems2](http://www.blum.com/liftsystems2)



AVENTOS allows you to create vertical and horizontal gap layouts.

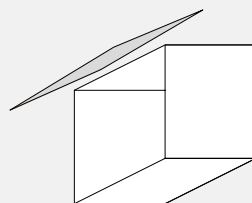
Design

- Widths up to 1800 mm and heights up to 1040 mm are possible
- Extra-wide elements are possible by combining several AVENTOS fittings
- Large fronts with or without a gap in the centre can be used
- AVENTOS cover caps are available in silk white, light grey or dark grey



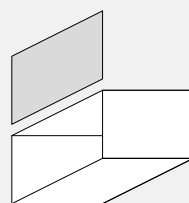
AVENTOS HF

Bi-fold lift system:
The two-part front folds up



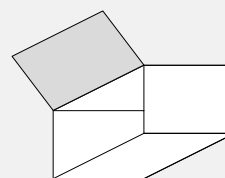
AVENTOS HS

Up and over lift system:
The front swings up and over the cabinet



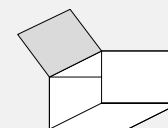
AVENTOS HL

Lift up:
The one-part front lifts up parallel to the cabinet



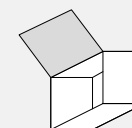
AVENTOS HK top

Stay lift:
The one-part front pivots up



AVENTOS HK-S

Small stay lift:
The one-part front pivots up



AVENTOS HK-XS

Very small stay lift:
The one-part front pivots up

SERVO-DRIVE



SERVO-DRIVE for AVENTOS: Handle-less fronts open at a single touch ...



... and close again at the press of a switch.

Function

- Heavy fronts open at a single touch with SERVO-DRIVE
- Fronts stay in the position required
- SERVO-DRIVE can be used for AVENTOS HF, HS, HL and HK top

TIP-ON



Handle-less fronts open at a single touch with TIP-ON.



To close, simply press shut.

Function

- Simple one-touch opening
- Secure closing by pushing
- TIP-ON can be used with AVENTOS HK top, HK-S and HK-XS

Hinge systems



CLIP top hinges are available for many opening angles and overlay applications. They can be used with different door heights, thicknesses and materials as well as with glass and mirror doors. The 3-dimensional hinge adjustment feature makes it easy to produce a uniform and precise gap layout. Adjustment and fixing screws are nicely concealed by cover caps.

Doors close softly and effortlessly with soft-close BLUMOTION. The technology has been integrated into the CLIP top BLUMOTION hinge so it is concealed from view.





> www.blum.com/hinges1



Design

- Design options are limitless, thanks to special hinges for glass and aluminium frame doors and many other special applications
- Various adjustment options are available to ensure a precise gap layout
- The hinges blend in harmoniously and inconspicuously with furniture interiors
- Hinges for dark furniture in onyx black discreetly complement furniture and create visual impact. Both give you greater design freedom in furniture construction without compromising on design.



Greater ease of use for cabinets with inner pull-outs or pull-out shelves: the CLIP top BLUMOTION hinge with 0-protrusion.



Hinge and mounting plate for gluing – ideal for glass display cabinets.



Top quality of motion for all angled applications from -50° to +50°



Furniture impresses with thin fronts and proven Blum functionality

Function

- Different opening angles provide easy access to cabinet interiors
- Even heavy doors open and close with ease
- The BLUMOTION feature can be deactivated for small or light doors
- Soft and effortless closing with BLUMOTION
- There are also special hinges for thin fronts

Box systems



Whether in the kitchen, living room, bathroom or office: drawers and pull-outs are a good idea in any room because they provide an optimal view and easy access to storage items.

Various box systems offer a wide array of design possibilities so you can easily meet individual wishes. The LEGRABOX programme is characterised by a sleek and straight-cut design. TANDEMBOX offers three different lines to choose from.

Blum's box systems all have a feather-light glide and integrated soft-close BLUMOTION, bringing top quality of motion to furniture throughout the home. Handle-less designs can be implemented with the SERVO-DRIVE electrical opening support system or the TIP-ON BLUMOTION or TIP-ON mechanical opening support systems.



> www.blum.com/boxes1

Design

- LEGRABOX and the TANDEMBOX programme lines offer you a wide array of design options
- Different heights and designs, plus an incredible range of colours and materials, facilitate individuality at every level
- Extremely wide drawers and pull-outs are possible
- Handle-less furniture designs are possible
- Simple front adjustment is provided for a precise gap layout and clear lines


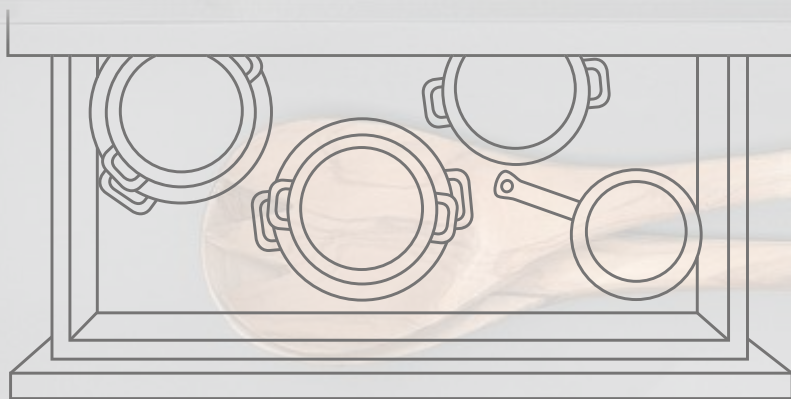


blum



Single extension

Full extension



Try not to use shelves in base cabinets.



Box systems give you clear visibility and easy access.

Function

- There are various different box systems available: high fronted pull-outs, inner pull-outs, drawers or SPACE CORNER corner cabinet solutions
- Full extensions provide clear visibility for items and ensure access right to the back
- Special inner dividing systems offer a wide range of application options
- Even wide and heavily laden pull-outs open and close with ease
- Easy opening of handle-less furniture ensured with a wide variety of different opening support systems

LEGRABOX

LEGRABOX gives you a sleek, straight-cut design with clearly defined shapes and enhanced ease of use. 3-dimensional height, side and tilt adjustment of fronts produces a beautiful gap layout. Handle-less designs can be easily implemented with a mechanical or electrical motion support system.





 **blum**[®]

Slim design

The design of LEGRABOX supports the latest living trends and opens up new design possibilities throughout the home. The side panels are straight (inside and outside) and impressively slim (just 12.8 mm), blending in beautifully with all items of furniture.



➤ www.blum.com/legrabox1



Drawers and pull-outs can be implemented in various heights, lengths and colours.



All components are coordinated in terms of colour and material.



LEGRABOX offers a multitude of design variants: LEGRABOX free allows you to individualise pull-outs with extensive design elements of your choice. Availability on request

TANDEMBOX intivo

The TANDEMBOX intivo programme line lets you personalise the design of pull-outs. You can opt for a sleek and classic design with BOXCAP, an add-on in the same material as the drawer side. Or pick a design element of your choice, e.g. leather or glass attached with a BOXCOVER. In other words, TANDEMBOX intivo gives you great freedom of design.

 **blum**





Personalised designs with a choice of design elements attached at the front and back with a BOXCOVER.



A seamless design with BOXCAP, an add-on in the same material as the drawer side.




Meet your customers' individual requirements with design elements of clear or frosted glass – with or without printing.

TANDEMBOX antaro

Less is often more! This is where TANDEMBOX antaro comes into play. The components of drawers, inner drawers, high fronted pull-outs and inner pull-outs have all been colour coordinated. You can create a closed drawer box by adding design elements of various materials. The rectangular gallery underlines the minimalist design of cabinets.

 **blum**



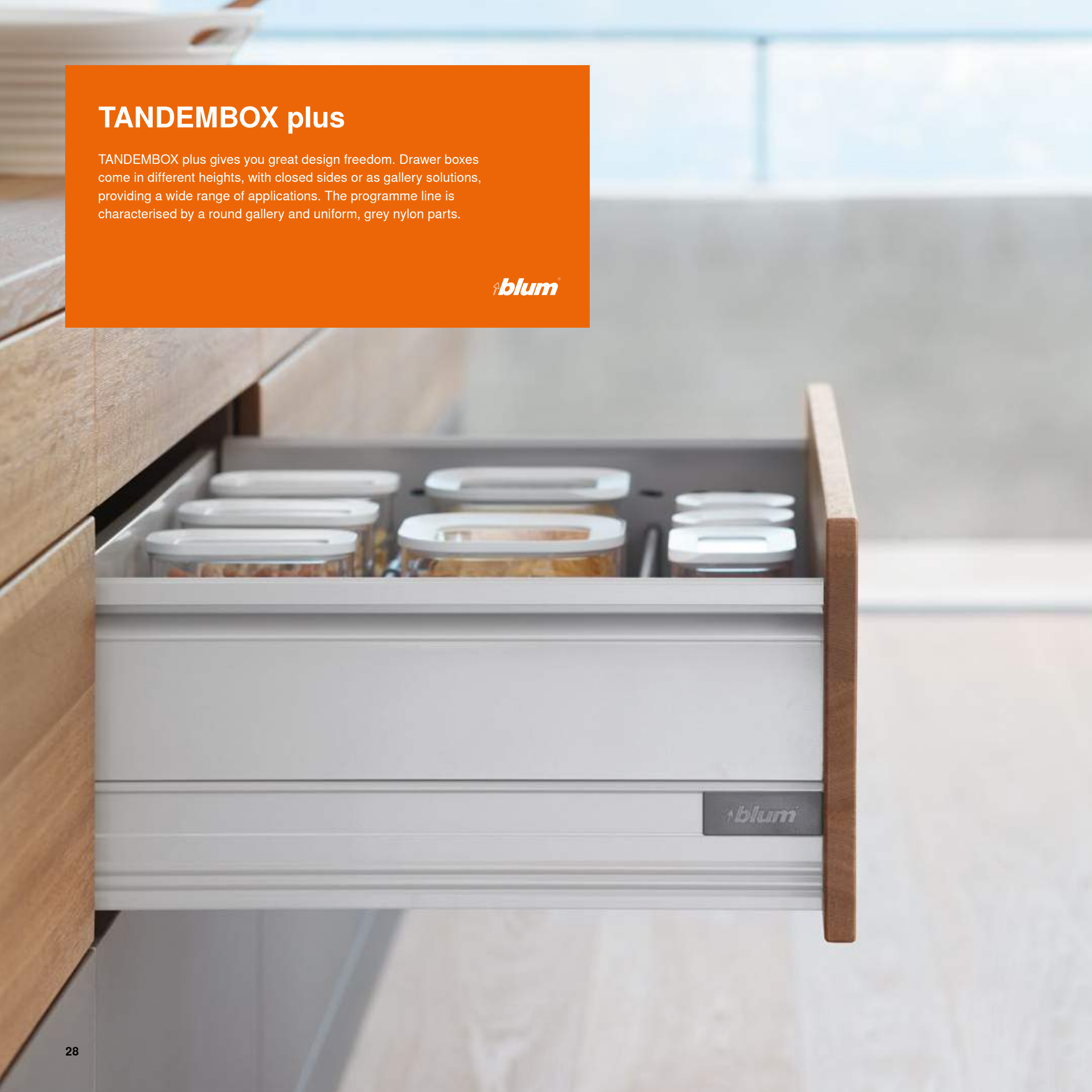


TANDEMBOX antaro has a clear, rectangular shape – either with a gallery or as a closed drawer box with a design element.

TANDEMBOX plus

TANDEMBOX plus gives you great design freedom. Drawer boxes come in different heights, with closed sides or as gallery solutions, providing a wide range of applications. The programme line is characterised by a round gallery and uniform, grey nylon parts.

 **blum**





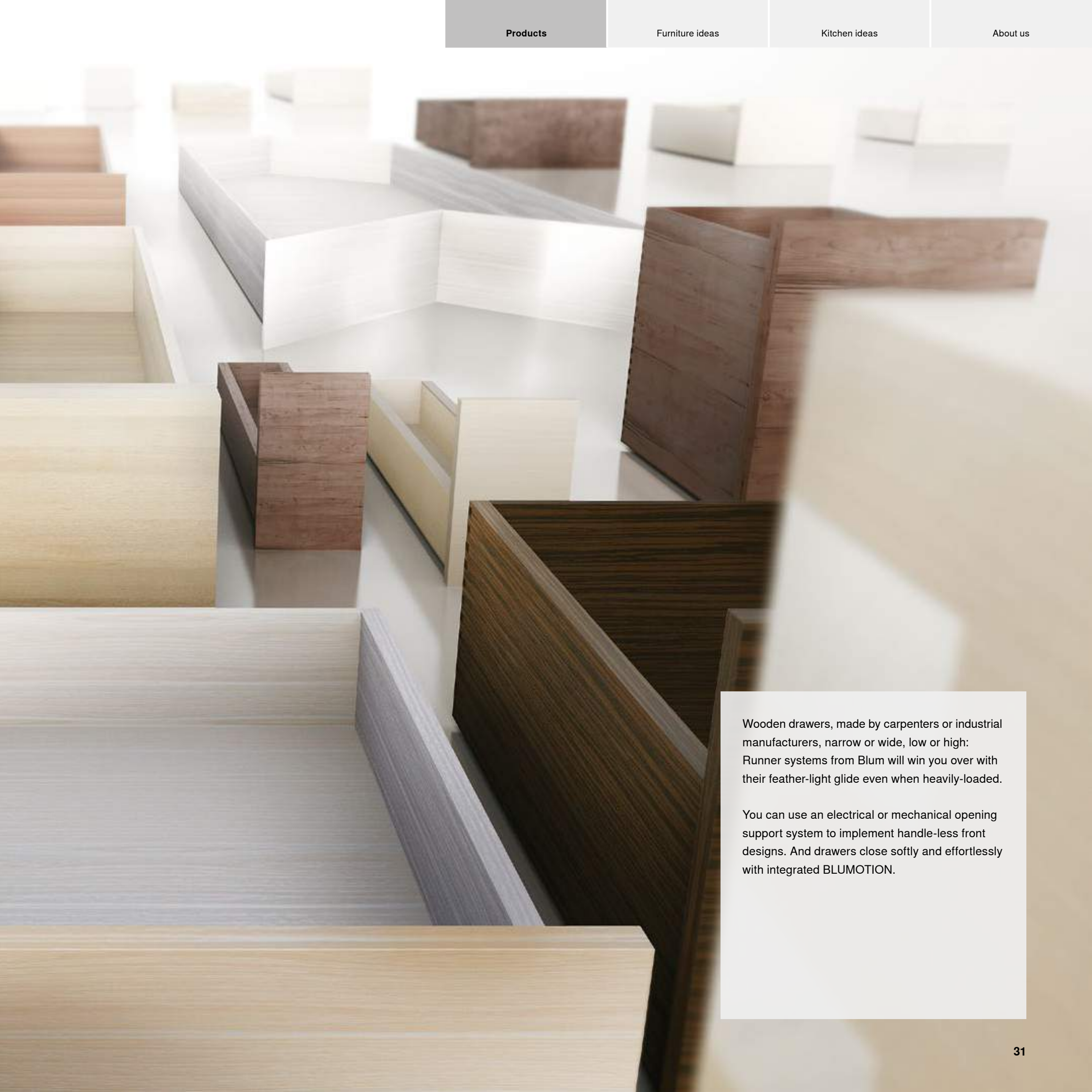
Whether it's a simple gallery, double gallery or closed drawer box with BOXSIDE: TANDEMBOX plus makes many dreams come true.

Runner systems

 **blum**



➤ www.blum.com/runners1



Wooden drawers, made by carpenters or industrial manufacturers, narrow or wide, low or high: Runner systems from Blum will win you over with their feather-light glide even when heavily-loaded.

You can use an electrical or mechanical opening support system to implement handle-less front designs. And drawers close softly and effortlessly with integrated BLUMOTION.

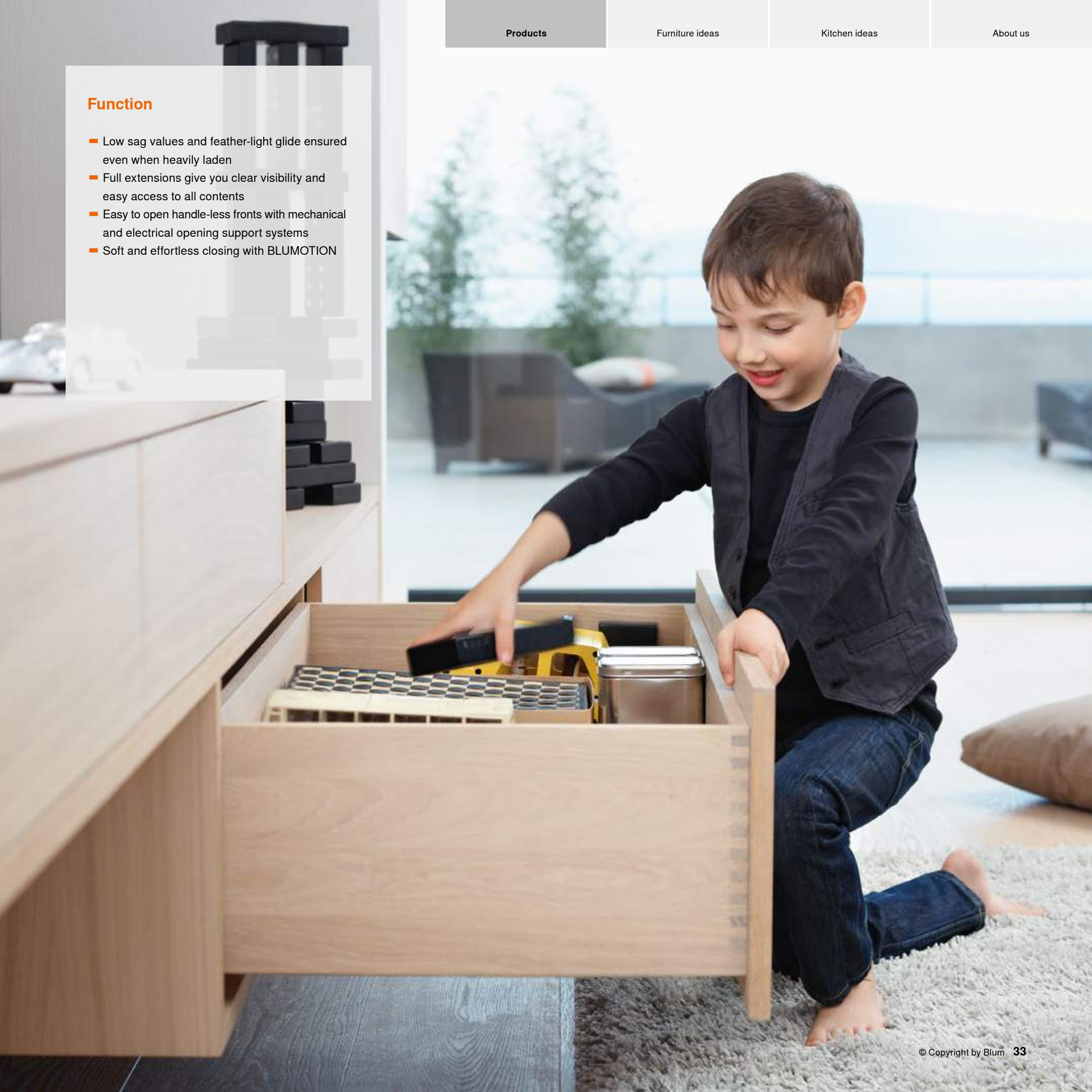


Design

- Runners are not visible to the furniture user
- There is a wide range of application options, e.g. pull-out surrounds, small drawers or extremely wide pull-outs
- Precise gap layout is no problem, thanks to simple front adjustment
- Handle-less designs are possible

Function

- Low sag values and feather-light glide ensured even when heavily laden
- Full extensions give you clear visibility and easy access to all contents
- Easy to open handle-less fronts with mechanical and electrical opening support systems
- Soft and effortless closing with BLUMOTION



MOVENTO

The evolution of motion. MOVENTO takes Blum's tried and tested running action to the next level. The synchronised feather-light glide ensures top quality of motion. For all applications, from drawers and inner drawers to high fronted pull-outs and inner pull-outs.

 **blum**





The MOVENTO synchronised runner system offers a stable running action and feather-light glide.



4-dimensional height, side, tilt and depth adjustment produce a precise gap layout.



MOVENTO is top in terms of quality, load bearing capacity and stability.

TANDEM

TANDEM is Blum's tried and tested runner system for wooden drawers and pull-outs. Even heavily laden full and single extensions have a feather-light glide. The extremely good sag values mean that you can even implement extra wide and large pull-outs close to the floor. We have now added the TANDEM 19 mm runner system to our range for wooden drawer sides with a thickness of 17 to 19 mm.



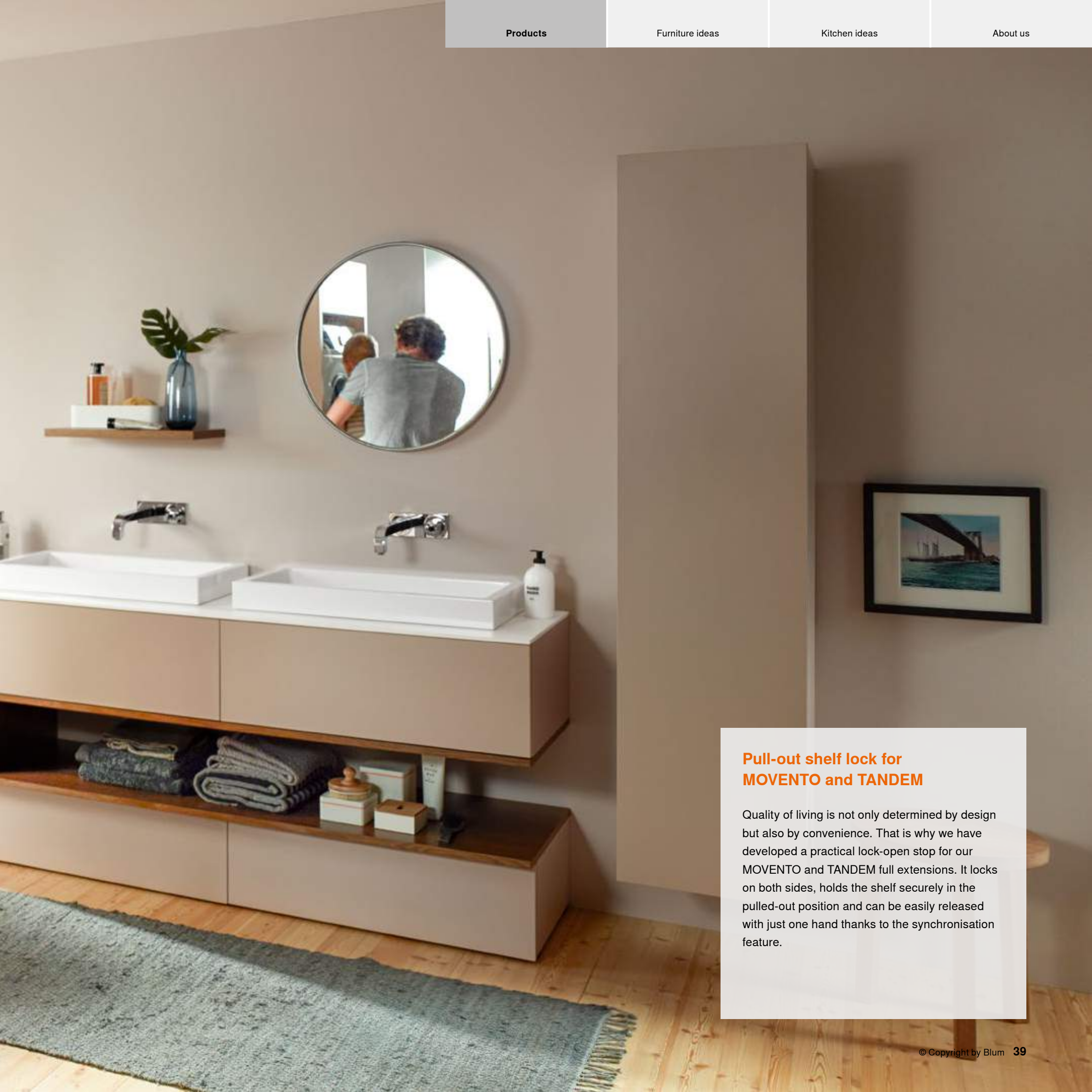


Optional side stabilisation ensures that extremely wide pull-outs have a smooth and stable running action.



The Blum technology behind the feather-light glide: roller carriage runner with low-friction cylindrical rollers and a smooth transition between profiles to reduce noise.





Pull-out shelf lock for MOVENTO and TANDEM

Quality of living is not only determined by design but also by convenience. That is why we have developed a practical lock-open stop for our MOVENTO and TANDEM full extensions. It locks on both sides, holds the shelf securely in the pulled-out position and can be easily released with just one hand thanks to the synchronisation feature.

Inner dividing systems

 **blum**



> [www.blum.com/
innerdividingsystems1](http://www.blum.com/innerdividingsystems1)

Blum's practical inner dividing systems organise every drawer and pull-out. AMBIA-LINE for LEGRABOX or ORGA-LINE for TANDEMBOX and all runner systems: Items such as provisions or cutlery, bathroom items and accessories can be stored tidily and securely. Storage space can be put to optimal use and interiors tailored to individual needs.





Design

- A harmonious overall impression: Inner dividing systems carry the characteristic design of the box system through to interiors
- They include freely positionable containers and frames as well as flexibly adjustable lateral and cross dividers
- High-value materials such as steel, stainless steel and wood décor are available

Function

- Order is established in every drawer and pull-out throughout the home
- Storage is put to optimal use and interiors are tailored to individual needs
- Simple to handle and clean
- Everything where it should be and immediately to hand
- Practical kitchen accessories such as knife holder, film/foil dispenser, spice holder and plate holder are available



AMBIA-LINE for LEGRABOX

The inner dividing system for LEGRABOX is slim and elegant and beautifully organises interiors throughout the home. The flexible frames can be placed wherever needed and harmonise perfectly with the LEGRABOX drawer. They are simple to handle and versatile in application.



> www.blum.com/ambialine3



AMBIA-LINE comes in steel or with wood décor.



Choice of materials and colours:
Either to match drawer sides or set distinctive styles in interiors.



The various frames can be placed wherever needed in drawers.



ORGA-LINE for TANDEMBOX

The ORGA-LINE inner dividing system for TANDEMBOX works wonders on the interiors of drawers and high fronted pull-outs. Flexible cross and lateral dividers as well as full width and modular sets can be adjusted to contents. High-quality stainless steel trays provide clear visibility and easy access to all contents.

 **blum**



Bottles and cutting boards are easily accessible.



ORGA-LINE is a beautiful way to organise interiors.



Flexible cross and lateral dividers can be adjusted to contents.



ORGA-LINE for drawers ensures that all kinds of items are kept safe and are easily accessible.

4 for more – Motion technologies by Blum

 **blum**

Find out more about the
four types of motion
technology by Blum at:



> www.blum.com/4formore



More freedom for more individual furniture construction. Blum's four motion technologies give you more: More solutions for supreme opening and closing ease. And more design freedom to implement attractive designs with inspiring functionality.

Design

- A wide range of new design options for modern furniture is available, including handle-less fronts
- There is a high level of design freedom for pull-outs, fronts and doors
- Soft-close BLUMOTION has already been integrated into all systems and is therefore concealed

Function

- Pull-outs, wall cabinet fronts and doors open with ease with the mechanical or electrical opening support system
- Handle-less fronts open as if by themselves at a single touch
- Soft and effortless closing with soft-close BLUMOTION

BLUMOTION

by Blum

Mechanical **soft close**

Soft and effortless closing for all your furniture – no matter how heavy the pull-out, door or wall cabinet front.




for wall cabinets,
doors and pull-outs

**TIP-ON
BLUMOTION**

by Blum

Mechanical **opening &
soft close**

Pull-outs open at a single touch, giving users easy access to the opening edge of fronts. They can also be pulled open. Closes softly and effortlessly with an energetic push thanks to integrated BLUMOTION. Can also be pressed shut.



for pull-outs

SERVO-DRIVE

by Blum

Electric **opening &
soft close**

Wall cabinets and pull-outs open at a single touch and have a free running action throughout. Soft and effortless closing with integrated BLUMOTION. Lift systems even close automatically at the press of a switch.



for wall cabinets, pull-outs, fridge/freezers and
dishwashers

TIP-ON

by Blum

Mechanical **opening**

Furniture opens at a single touch, giving users easy access to the opening edge of fronts. To close, press shut. Without soft close.



for selected lift systems, doors and pull-outs

BLUMOTION

Furniture closes softly and effortlessly with BLUMOTION no matter how heavy the pull-out, front or door and no matter how hard you slam them shut. The soft-close feature is integrated into lift systems, hinges, box and runner systems.





Heavily laden drawers and pull-outs close softly and stay closed.



Even heavy wall cabinet fronts close softly and effortlessly.



Doors don't slam shut any longer – no matter how hard you close them.

SERVO-DRIVE

Fronts without handles are the latest design trend. It's very easy to implement handle-less furniture with the SERVO-DRIVE electrical motion support system. This motion technology delivers supreme opening ease. A single touch suffices and lift systems, pull-outs and refrigerators/freezers seem to open by themselves.





Electric opening for handle-less built-in fridge/freezers and dishwashers.



Pull-outs open automatically at a single touch. Soft and effortless closing thanks to integrated BLUMOTION. Also available as a single application for a waste bin pull-out.



Lift systems open at a single light touch and close again at the press of a switch. Easy!

TIP-ON BLUMOTION

TIP-ON BLUMOTION combines the advantages of the TIP-ON mechanical opening support system with tried and tested soft-close BLUMOTION. One-touch opening. Close with an energetic push: the TIP-ON function is activated and BLUMOTION cuts in for soft and effortless closing. And the best part is that it works on a purely mechanical basis.

 **blum**





One-touch opening, feather-light glide, soft and effortless closing.



Runner systems ...



... and box systems – both possible with TIP-ON BLUMOTION.

TIP-ON

Whether it's stay lifts, doors, drawers, or pull-outs: Handle-less furniture can be used throughout the home thanks to the TIP-ON mechanical opening system. Close with a slight push or simply press shut.

 **blum**





Opening handle-less wall cabinet fronts is easy with TIP-ON.



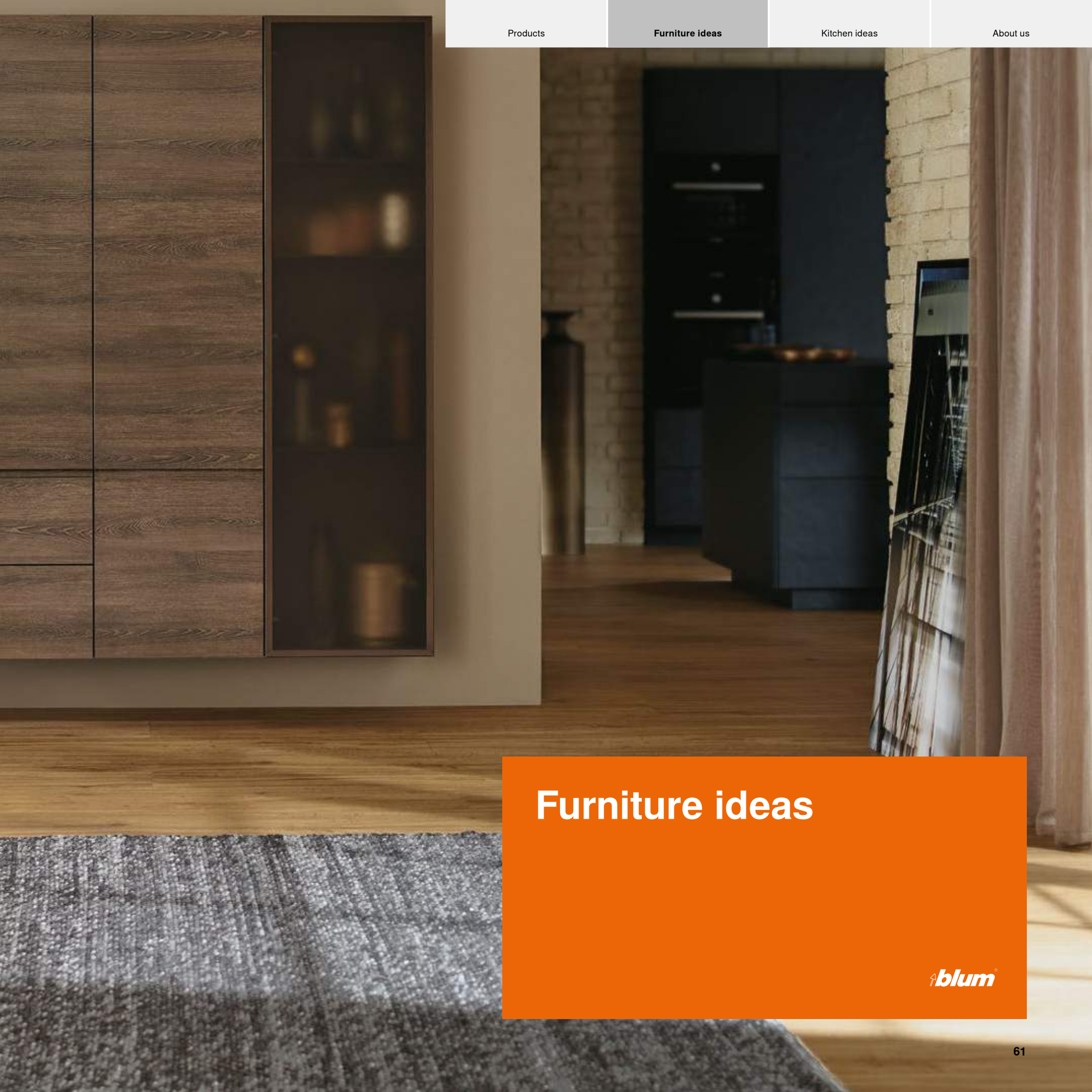
Handle-less doors open at a single touch.



Reliable opening for drawers and pull-outs with TIP-ON.


The design and function of your furniture differs for each area of your home. Our comprehensive range gives you a multitude of solutions to choose from – for kitchens, bedrooms, living rooms, bathrooms, hallways and shop fit-outs.





Furniture ideas





Living rooms

Living room furniture should also be well-thought-out and practical. Beautiful design is not the only thing that counts. It's important to use every inch of storage space available and provide easy access to contents.



The EXPANDO T fixing system for thin fronts for wall cabinets, doors and pull-outs makes minimalist furniture design simple.

Bedrooms

Soft-close BLUMOTION is ideal for bedrooms. Furniture closes softly and effortlessly and everyone gets a good night's sleep. Enhanced user convenience is rounded off by high stability and smooth running action.





Bathrooms

Bathroom furniture and fittings have to withstand the impact of humidity. Zinc plated runners and nylon roller carriage runners offer the best protection against corrosion. In addition, you need furniture solutions that make optimal use of the storage space available. This is where wide drawers with short nominal lengths come in handy. And bathroom furniture closes softly and effortlessly with BLUMOTION.





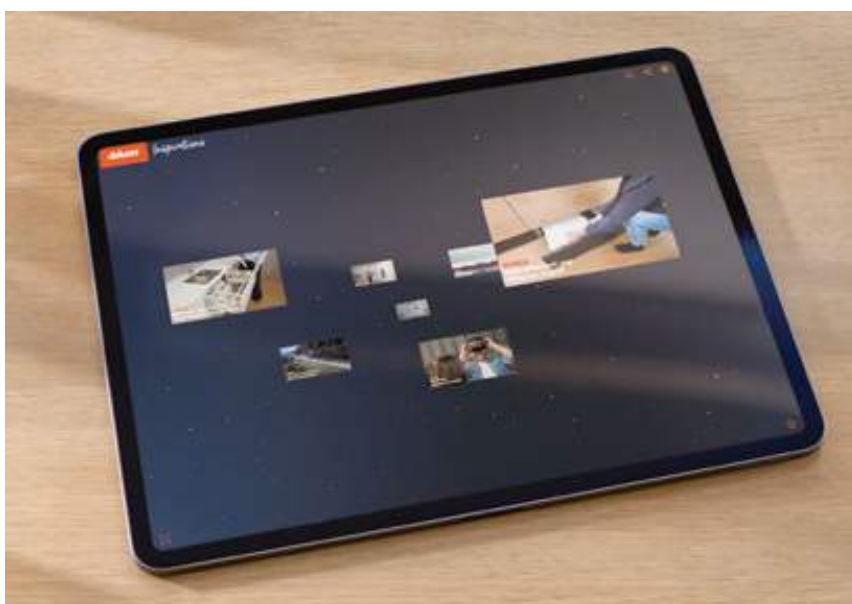


Offices and hallways

Practical solutions promote efficiency in offices, and all kinds of items need to be stored and hung in hallways. High-quality fittings systems bring top quality of motion and enhanced user convenience to daily living spaces.



You can quickly find accessories in the drawers and pull-outs of a hall cabinet.



Discover exciting ideas for a better quality of living in all living areas online at www.blum-inspirations.com.



SPACE STEP - taking storage to new levels.



Shops

Shop fit-outs must meet special demands. The focus is on the beautiful and well-structured presentation of high-quality merchandise. You can easily personalise your design with high-quality Blum fittings and protect contents against unauthorised access with CABLOXX.



CABLOXX for storing and presenting merchandise.

Kitchens

Merging dining and living space is very on trend. That's why kitchen design is becoming more and more important. But kitchens need to be functional, too. This is where Blum comes in with its practical solutions.



Application for bottles and cutting boards



Plates can be safely stacked and quickly carried to the table with Blum's plate holder.



AMBIA-LINE for cutlery



Kitchen furniture sees intensive use over the years. That is why high-quality fittings systems are so important. They ensure that kitchens can withstand the rigours of everyday use – for the life of the furniture.



AMBIA-LINE dispenser in drawers



The Blum sink pull-out makes perfect use of the storage space under the sink



Create more storage space in the plinth and reach the upper areas even more easily with SPACE STEP

Ideas for practical kitchens

Kitchens are put to intensive use and have to withstand the rigours of everyday use. We offer you lots of ideas on how to maximise storage space, convenience and ergonomics in kitchens. Let us share our experiences.



Space
Optimisation

Motion
Quality

Workflow
Convenience

Blum has been investigating the needs of kitchen users for years. The insights gained are used to develop new products that make opening and closing furniture simple and convenient. After all, furniture should not only look good, it should be practical, too.



➤ [www.blum.com/
introideas1](http://www.blum.com/introideas1)

Features of a practical kitchen

Workflow – Convenience

Putting away items, preparing food and cooking meals – many chores need doing on a daily basis. Kitchen cabinets should be designed with these everyday tasks in mind. This is how workspaces can be created in which everything you need is stored exactly where you need it. The right inner dividing system tidies up interiors and provides easy access to contents. This saves time and effort.



➤ www.blum.com/workflow2

Arrange your layout as task zones

Dividing a kitchen into five zones shortens walking distance and makes workflows smoother. Use the Zone Planner to plan a practical kitchen with your customers.



> www.blum.com/zoneplanner2



Everything's immediately to hand – breakfast can be prepared easily without walking back and forth.



Quick and clean – clear away the dishes in just a few steps.

Features of a practical kitchen

Space – Optimisation

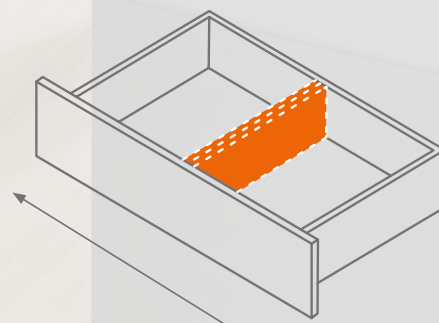
It's important to have enough storage space so that everything is where it should be and immediately to hand. Regardless of the size of the actual kitchen space: Blum solutions help to optimise the available space, ensuring that individual storage space needs are met.

How to create more storage space ...

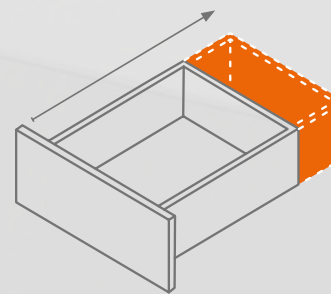
... with wider elements up to ...

... with deeper elements up to ...

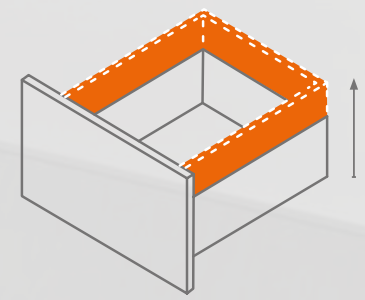
... with higher pull-outs up to ...



+15%



+30%



+55%

Features of a practical kitchen


Motion – Quality

Kitchen furniture sees intensive use over the years. That's why quality of motion and user convenience are so important. Whether with electric or manual motion support systems, solutions from Blum answer the demand for different levels of convenience.

Quality of motion
is quality of life

 **blum**



A man in a light blue shirt is seated at a wooden dining table, reading a newspaper. On the table are various items including a glass of water, a mug, a pitcher, and a bottle of orange juice. In the background, a woman and two children are seated at another table near a large window that looks out onto a bright, sunny outdoor area. The interior features a dark wall with a bulletin board and a small shelf with a red bag.

We stay in motion to move forward ideas. Our focus is not on assessing what is possible, but on creating benefits for you. Because it is not about our ideas. It is about enabling yours. We work together with you. We rack our brains to develop and pioneer the future. And deliver solutions that best meet your needs. Let's talk together about new ideas and solutions for a better quality of living.

www.blum.com/movingideas

Design

Blum's fittings systems don't just look good, they offer a multitude of design possibilities, too. Your concept might focus on horizontal composition, vertical harmony or the sheer expanse of fronts. Everything is possible with Blum. For Blum supports functionality and creative design.

A man with short brown hair and glasses, wearing a black turtleneck, is leaning over a stainless steel cabinet. He is holding a wooden handle that is attached to the cabinet. The background is a blurred office setting with windows.

blum®



With or without handles – great scope for design

Services for designers and architects

 **blum**



What are your challenges?

More and more demands are being made on the functionality of furniture, and design wishes are becoming increasingly individual. If you want to stand out from competitors, you need reliable products, the assurance that you can implement your ideas (which are the result of creative planning and practical design) and the certainty that everything will work perfectly.

How can we help?

We can provide you with carefully prepared information about the entire Blum product line. We would also be happy to give you personalised advice on choosing products and bringing your own furniture ideas to life. What is more, we are pleased to provide you with new sources of design inspiration.

What is in it for you?


You not only get an overview of Blum's entire range but also important detailed information directly from the fittings manufacturer. The information is complete, error-free and always to hand. This saves you valuable time when tendering and specifying your projects.

Personal support

We are glad to answer any questions you might have and give you new ideas for planning and implementing your furniture designs. You will find your personal Blum contact and new inspirations for various living areas at www.blum.com/interiordesigners

Tender documents

You can focus on design. Our comprehensive tender documentation helps you implement your ideas.




















You can order the tender folder from us or download the digital version of the specification texts yourself.

> www.blum.com/interiordesigners1

Design awards

 **blum**



<div></div> <div>Detailed information on awards: www.blum.com/award</div>								
								
AVENTOS lift systems	best of the best 2007	2008		nominee 2009				
CLIP top BLUMOTION					2010	nominee 2011		
CLIP top BLUMOTION CRISTALLO and thin doors		2018			2018			
CLIP top BLUMOTION in onyx black					2017	special mention 2017		
EXPANDO T		2018			Gold Award 2018	2019		Gold Award 2019
ORGA-LINE		2000			2001			
AMBIA-LINE			2014			special mention 2015		
TANDEMBOX plus		1997			1997			
TANDEMBOX intivo	2007	2007		nominee 2008	2007	special mention 2013		
TANDEMBOX antaro			2013					
LEGRABOX pure	best of the best 2011	2012	2012		2012	nominee 2013		
LEGRABOX free	2013		2014			special mention 2014		
BLUMOTION	2003				2004		2013	
TIP-ON BLUMOTION for pull-outs	2015	2015	2015		2015	special mention 2016		2018
TIP-ON for doors						nominee 2016		
SERVO-DRIVE for pull-outs	2007	best of the best 2007		nominee 2008				
SERVO-DRIVE for AVENTOS	2009							
SERVO-DRIVE flex			2016			special mention 2016		

The company Blum

Founded over 60 years ago by Julius Blum, Blum is a family-owned company that operates on an international scale. Its strategic business segments include lift, hinge and pull-out systems. All our product developments focus on perfecting motion.

www.blum.com





Blum in Austria and around the world

The company has eight plants in Vorarlberg, Austria, additional production sites in Poland, the USA and Brazil and 32 subsidiaries/representative offices. Blum supplies more than 120 markets. The Blum Group employs 8,300 people in total, 6,200 of whom work in Vorarlberg.



Global customer benefits

“Whether manufacturer, distributor, fitter or kitchen user – everybody should personally enjoy the benefits of Blum products” – that is Blum’s philosophy on global customer benefits.



Innovations

To support customers with innovative fittings solutions and secure long-term success for the company, we need to consistently invest in research and development, in plants and facilities and in employee training. With more than 2,100 granted patents worldwide, Blum is one of Austria’s most innovative companies.



Quality

Blum’s comprehensive concept of quality does not only apply to products. Services and collaboration with customers and partners should also meet the same quality requirements.



Environment

At Blum, we believe that responsible ecological behaviour has long-term economic benefits. The longevity of products is just one of many important aspects. Other important measures include the use of environmentally-friendly processes, the intelligent use of materials and prudent energy management.



DYNAMIC SPACE

Good workflows, optimum use of storage space and top quality motion are important features of a practical kitchen. Blum’s ideas for practical kitchens are designed to bring function, convenience and ergonomics to furniture interiors.

Julius Blum GmbH
Furniture Fittings Mfg.
6973 Höchst, Austria
Tel.: +43 5578 705-0
Fax: +43 5578 705-44
E-mail: info@blum.com
www.blum.com

Our sites in Austria, Poland and China are certified to the international standards mentioned below.
Our site in the USA is certified to ISO 9001.
Our site in Brazil is certified to ISO 9001 and ISO 14001.



ISO 9001
Certified Quality
System



ISO 14001
Certified Environmental
System



ISO 50001
Certified Energy
System



All content is copyrighted by Blum.
Subject to technical modifications and changes to the range without notice.
IDNR: 158.374.2 · EP-236/3 EN-AL/10.20 **LIGHTHOUSE.de**



Look for our
FSC®-certified
products