

BC Floral Art Society

Fall 2020

President's Message

I hope everyone has enjoyed their summer and have stayed healthy! Getting outside for a walk or just to putter around the garden or the patio was more appreciated this year than ever. Some were even more fortunate to be able to go to their summer cottages or camping! It was great to have flowers and greenery so available and that really showed in all the lovely designs that our members created and shared with all the club.

Thanks to everyone for staying engaged in the program that Gerri and Malgosia created and is enjoyed by all of us. Ann's advancing of the zoom meetings to allow presentation and discussion of the designs has been fun and very educational.

Now that fall has arrived, we will be challenged by the weather. The wonderful garden meetings will await a spring reopening and being unable to meet in person continues to be disheartening. However, we still have designs awaiting creation! Although we have a break in December and January, please share with us designs, pictures of critters in the garden or good websites of floral art that you come across. Look for virtual shows that are available, such as the one that WAFAC has just completed.

Thanks again to Celia, Gerri, Mei, Marla, Sherri and Kelly for offering their gardens/garages for garden meetings. Although all the locations were not visited, they will be on the list for next year! Heather continues to do an amazing amount of work to produce our updates and newsletters and all the executive and committee members have gone beyond the call of duty for this challenging year.

Here's to 2021... may we ease back to a more normal life and celebrate our club's 50th.

Rhonda

Please note

Due to the continuing situation with Covid 19 our meetings for the foreseeable future will be 'Virtual'

Next Meeting: November 16, 2020

Watch your inbox for the login instructions from Ann Peters.

For those of you submitting designs for the November meeting please forward photos to Heather Bee hdbeemobile@gmail.com by

November 12th so they can be included in the meeting material



By Susan Sheremeta for Royal City Manor

BC Floral Art Society

Fall 2020

August 2020 – Multi Rythmic Design



Ann Peters



Dorothy Scott



Cindy Tataryn



Gerri Willms



Heather Bee



Jeanette Franklin



Kai Terai



Kelly Treasure



Leslie Roach



Malgosia Zapala



Mei Harper

BC Floral Art Society

Fall 2020

Multi-Rythmic continued



Nanette Martel



Rhonda Malyuk



Sherri Summers



Susan Sheremeta

Congratulations to **Victor Froese** on his success in the **NAFAS National Photography Competition 2020**. BC Floral Art has certainly benefitted from his talent with photos taken for the 2019 Gala and others.

Class: Seasonal Beauty
Commended



Very Highly Commended




Class: Any Old Iron
Very Highly Commended



BC Floral Art Society Fall 2020

Garden Meeting at Mei Harper's
August 3, 2020



BC Floral Art Society

Fall 2020

INTERNATIONAL FRIENDS OF FLORAL ART & DESIGN (IFFAD)

facebook group
proudly invites you to compete in



a December 2020 design challenge

NOTE: The space / staging for all exhibits is at the discretion of the competitor

Class One

Sparkling in Style

A festive exhibit intended for any setting within or outside the home / garden (**EXCLUDING WREATHS**)
To be photographed as such

Class Two

Christmas Deconstructed

A contemporary exhibit incorporating glass container(s)

Class Three

Festive Alternatives

(**EXCLUDING WREATHS**)

Featuring foliage. Seedpods / seedheads and baubles to be incorporated

Class Four

Frosted Filigree

Craft class

A piece / pieces of wearable festive head, neck or shoulder jewellery

Exhibit should incorporate some plant material but it does not need to predominate

To be photographed against a plain background or a mannequin head / bust

RULES & REGULATIONS

1. All exhibits should be the original and first time work of the competitor not previously entered elsewhere or posted on social media
2. Please submit only **ONE** clear, high resolution image per class of your exhibit.
3. Kindly state your class number / title, full name, club / organization / country in the e-mail subject
4. Send separate e-mails or messenger messages if entering more than one class
5. Email entries to vab_flowertalkuk@yahoo.co.uk or send on fb messenger to Valerie Best
6. To be judged under WAFA rules by a selected panel of international Judges. The Judges' decision is final
7. All entries to arrive by midnight UK time latest by **Thursday 10th December 2020**
8. Award cards for winning design for each class will be e mailed direct to the competitor

BC Floral Art Society

Fall 2020

PROGRAM NOTES FOR ZOOM MEETING NOVEMBER 16, 2020

SHOW BENCH – Design of your choice – Title: “Holiday Season or NOT”

This month we are looking at unusual containers not your regular vase, basket, pot etc. What can you think of that contained something completely different that flowers? You may do a holiday themed design or something else and the design may be contemporary or traditional. So:

Class 1 – with unusual small container


Class 2 – with unusual large container

Remember to give your design a title, and provide notes/description of the mechanics and blooms/foilage used. Please send your photo and notes to Heather Bee hdbeemobile@gmail.com by the end of the day Thursday, November 12th at the latest.



BC Floral Art Society Fall 2020

Some fashionable ladies....
Celia Thornton's on September 2, 2020




BC Floral Art Society

Fall 2020


September 14, 2020 Show Bench – Period Designs



Ann Peters



Gerri Willms



Heather Bee



Karen Wakita



Nurjehan Karim



Jeanette Franklin



Kelly Treasure



Kay Terai



Leslie Roach




Susan Sheremeta



Marla Chernoff



Sherri Summers



Mei Harper

BC Floral Art Society

Fall 2020



Meet Katharina Stuart, AIFD, CCF

A native of Switzerland, Katharina completed an apprenticeship in floral design in her homeland before moving to the United States where she has lived in the San Francisco area for the past 20 years. A lively passion for natural materials and a creative flair enables her to put together the most captivating combinations that create a perfect union. Katharina's unique and unexpected color fusions intrigue all. She was inducted into the American Institute of Floral Designers (AIFD) in 2008 and presented on the Main Stage at AIFD Symposium in 2013. Katharina represented the United States in the FTD World Cup 2019.



Materials: 16 gauge stub wire, 22 gauge black wire, Muhlenbergia capillaris, Vanda Orchids



Start by bundling the stubwire (I used 13) and wrapping it tightly with the black wire. Use an uneven number of stubwire so that you can easily continue once you start spider webbing



Once you have wrapped roughly 2/3 of the stubwire, start pulling each wire down to a 90 degree angle/horizontal. Now you are ready to start your spider web.




The first several rows of spider web are done in a weaving fashion. Once the gaps between the stub wires are getting bigger, wrap the black wire around each stub wire individually to keep them in place.

BC Floral Art Society

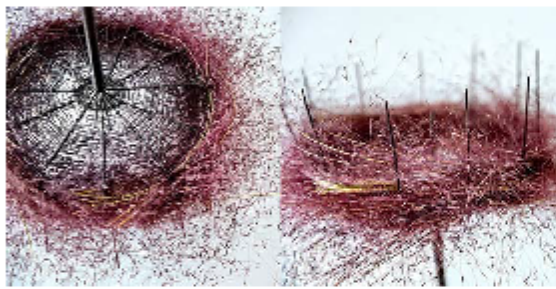
Fall 2020




Once you have reached the diameter you desire, again bend the stub wire at a 90 degree angle vertically.



Now you are ready to start adding the Muhlenbergia, make little bunches and weave them through the stub wire.



Keep adding the grass and push it down to create a nice and full look.



Once you achieve the desired fullness and height, bend the stubwire in and down with a needle nose plier and hide the ends in the grass collar.



Don't worry too much if the grass is a bit unruly, you can always give it a little trim.



Finished Design

Last step is placing a Vanda blossom in a water tube and affix with a little glue inside the nest.

BC Floral Art Society

Fall 2020

Leaf/Grass Techniques October 19, 2020



Ann Peters



Celia Thornton



Cindy Tataryn



Dorothy Scott



Jeanette Franklin



Leslie Roach



Kay Terai



Malgosia Zapala



Susan Sheremeta



Marla Chernoff



Mei Harper



Sherri Summers

BC Floral Art Society

Fall 2020

October 2020 designs continued...



Dorothy Zowty



Gayle Lyons



Gerri Willms



Nurjehan Karim



Marla Chernoff

IDEAS FOR NEXT YEAR

So, we have a couple of months off now (December, January) but we do have to plan for 2021. For the first couple of months at least, I think we will be in the same Zoom format and we will keep our fingers crossed for face to face meetings again. What would you like to see in the program? What would you like to learn about? Malgosia and I will meet at one point in January to come up with a monthly plan for next year. Please email your ideas to Malgosia mflowers@hotmail.ca and Iprwillms@telus.net and we will try to come up with an interesting schedule for 2021.

G. Willms