

2020 OUTDOOR LIVING


WFS
Element Gear
WORLD FAMOUS SPORTS

GOOD TENTS

04 TENTS

22 CANOPIES

29 FLOOR MATS


32 SLEEPING BAGS

38 CHAIRS

52 GEAR BAGS

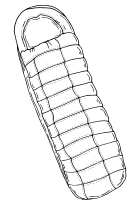
61 COOLERS

63 CAST IRON



GREEN HORN // T-BIVY

SLEEPS



X 1



FEATURES

- TAPED SEAMS
- SHOCK CORDED FIBERGLASS POLES
- MESH ROOF PANEL
- + RAIN COVER
- COMPLETE WITH STORAGE BAG & STAKES

SPECS



• WEIGHT: 2.79 LBS



• SIZE: 93" X 38" X 24"



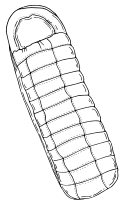
• FLOORING: 1000MM DENIER POLYETHYLENE

• TYPE: 1 PERSON HIKER TENT

• BODY: 1500MM COATING

OWL CREEK // TNT-1

SLEEPS



X 2



FEATURES

- SHOCK CORDED FIBERGLASS POLES
- HIGH-ARCHED DOOR
- MESH SKY PANELS
- ZIPPERED REAR WINDOW
- EASY TO USE RAIN COVER
- COMPLETE WITH STORAGE BAG & STAKES

SPECS



• WEIGHT: 4.33 LBS



• SIZE: 7' X 5' X 52"



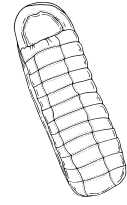
• FLOORING: 1000MM DENIER POLYETHYLENE

• TYPE: DOME

• BODY: 800MM POLYURETHANE COATED

MOUNTAIN PEAK // 743

SLEEPS



X 3



INSTANT POP UP FEATURE



FEATURES

- EASY ASSEMBLY POP-UP FEATURE
- PEAK AWNING OVER DOOR
- LARGE ZIPPERED DOOR WITH MESH SCREEN
- SHOCK CORDED FIBERGLASS POLES
- COMPLETE WITH STORAGE BAG & STAKES

SPECS



• WEIGHT: 5 LBS



• SIZE: 7' X 7' X 52"

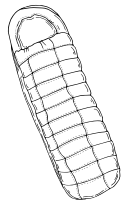


• FLOORING: 1000MM DENIER POLYETHYLENE

• TYPE: 2 PERSON INSTANT TENT

• BODY: 800MM POLYURETHANE COATED

SLEEPS



X 3



FEATURES

- 3 SEASON TENT WITH FULL VESTIBULE
- FULL RAIN COVER PROTECTION
- SHOCK CORDED FIBERGLASS POLES
- SPACIOUS ZIPPERED VESTIBULE
- LARGE ZIPPERED ENTRY
- SPEED CLIP ASSEMBLY
- COMPLETE WITH STORAGE BAG AND STAKES

SPECS



• WEIGHT: 9.2 LBS



• SIZE: 137" X 82" X 59"



• FLOORING: 1000MM DENIER POLYETHYLENE

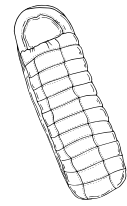
• TYPE: VESTIBULE TENT

• BODY: 800MM POLYURETHANE COATED

PIONEER // X-740



SLEEPS



X 3

FEATURES

- SHOCK CORDED FIBERGLASS POLES
- SPEED CLIP ASSEMBLY
- RAIN COVER
- ZIPPERED REAR WINDOW
- COMPLETE WITH STORAGE BAG & STAKES

SPECS



- WEIGHT: 5 LBS



- SIZE: 7' X 7' X 52"



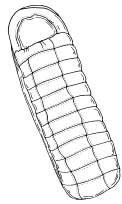
- FLOORING: 1000MM DENIER POLYETHYLENE

- TYPE: SQUARE DOME

- BODY: 800MM POLYURETHANE COATED

CROWN POINT // X741

SLEEPS



X 3



FEATURES

- TAPED SEAMS FOR WEATHER PROTECTION
- SHOCK CORDED FIBERGLASS POLES
- SPEED CLIP ASSEMBLY
- 2-WAY PEAK RAIN COVER / AWNINGS OVER DOOR / WINDOWS
- LARGE ENTRY & PANORAMIC ZIPPERED WINDOW
- COMPLETE WITH STORAGE BAG & STAKES

SPECS



• WEIGHT: 6 LBS



• SIZE: 7' X 7' X 52"



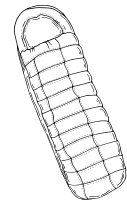
• FLOORING: 1000MM DENIER POLYETHYLENE

• TYPE: SQUARE DOME WITH TAPED SEAMS

• BODY: 800MM POLYURETHANE COATED

FRONT RANGE // 741

SLEEPS



X 3



FEATURES

- SHOCK CORDED FIBERGLASS POLES
- TAPED SEAMS FOR WEATHER PROTECTION
- PEAKED LONG RAIN COVER
- LARGE MESH STAR GAZER PANELS
- SPEED CLIP ASSEMBLY
- LARGE ZIPPERED REAR WINDOW
- COMPLETE WITH STORAGE BAGS & STAKES

SPECS



• WEIGHT: 6.83 LBS



• SIZE: 7' X 7' X 54"



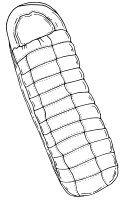
• FLOORING: 1000MM DENIER WOVEN POLYETHYLENE

• TYPE: SQUARE DOME WITH TAPED SEAMS

• BODY: 800MM POLYURETHANE COATED

BOULDER // 742

SLEEPS



X 4



FEATURES

- TAPED SEAMS FOR WEATHER PROTECTION
- SHOCK CORDED FIBERGLASS POLES
- LG MESH STAR GAZER PANELS & PEAK RAIN COVER
- SPEED CLIP ASSEMBLY
- LARGE ZIPPERED REAR WINDOW
- COMPLETE WITH STORAGE BAG & STAKES

SPECS



• WEIGHT: 8.33 LBS



• SIZE: 8' X 8' X 56"



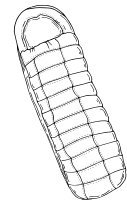
• FLOORING: 1000MM DENIER POLYETHYLENE

• TYPE: SQUARE DOME

• BODY: 800MM POLYURETHANE COATED

HIGHLAND // 730

SLEEPS



X 4



FEATURES

- SHOCK CORDED FIBERGLASS POLES
- LARGE MESH STAR GAZER PANELS
- LARGE DOUBLE "D" DOOR
- SPEED CLIP ASSEMBLY
- 4-WAY PEAK RAIN COVER / AWNINGS OVER DOOR / WINDOWS
- FOUR PANORAMIC ZIPPERED WINDOWS
- COMPLETE WITH MUD FLAP, STORAGE BAG & STAKES

SPECS



• WEIGHT: 11.45 LBS



• SIZE: 9' X 7' X 72"



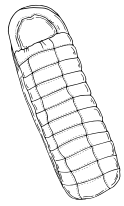
• FLOORING: 1000MM DENIER WOVEN POLYETHYLENE

• TYPE: SQUARE DOME

• BODY: 800MM POLYURETHANE COATED

NORTH RIM // BF733-72

SLEEPS



X 5



FEATURES

- TAPED SEAMS FOR WEATHER PROTECTION
- SHOCK CORDED FIBERGLASS POLES
- SPEED CLIP ASSEMBLY
- RAIN COVER
- ZIPPERED WINDOWS
- LARGE ENTRY
- COMPLETE WITH STORAGE BAG & STAKES

SPECS



• WEIGHT: 12 LBS



• SIZE: 10' X 10' X 72"



• FLOORING: 1000MM DENIER WOVEN POLYETHYLENE

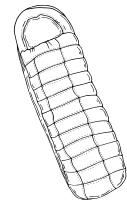
• TYPE: SQUARE DOME WITH TAPED SEAMS

• BODY: 800MM POLYURETHANE COATED

SIERRA MADRE // 733



SLEEPS



X 5



FEATURES

- TAPED SEAMS FOR WEATHER PROTECTION
- SHOCK CORDED FIBERGLASS POLES
- LARGE MESH STAR GAZER PANELS
- SPEED CLIP ASSEMBLY
- 4-WAY PEAK RAIN COVER / AWNINGS OVER DOOR / WINDOWS
- LARGE ENTRY & FOUR PANORAMIC ZIPPERED WINDOWS
- COMPLETE WITH MUD FLAP, STORAGE BAG & STAKES

SPECS



• WEIGHT: 16 LBS



• SIZE: 10' X 10' X 78"



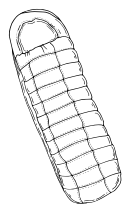
• FLOORING: 1000MM DENIER POLYETHYLENE

• TYPE: SQUARE DOME WITH TAPED SEAMS

• BODY: 800MM POLYURETHANE COATED

SILVERADO // 745

SLEEPS



X 8



FEATURES

- FULL COVER RAINFLY
- SHOCK CORDED FIBERGLASS POLES
- LARGE MESH STAR GAZER PANELS
- SPEED CLIP ASSEMBLY
- LARGE ZIPPERED ENTRY
- COMPLETE WITH STORAGE BAG & STAKES

SPECS



- WEIGHT: 18 LBS



- SIZE: 14' X 8' X 78"

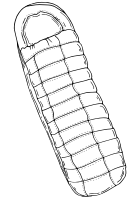


- FLOORING: 1200MM PU FABRIC

- TYPE: SQUARE DOME WITH TAPED SEAMS
- BODY: 800MM POLYURETHANE COATED

VOYAGER // X744-III

SLEEPS



X 8



FEATURES

- TAPED SEAMS FOR WEATHER PROTECTION
- SHOCK CORDED FIBERGLASS POLES
- LG MESH STAR GAZER PANELS & 4 LARGE ZIPPERED WINDOWS
- LONG PEAK RAIN COVER WITH VIEW-THRU PANELS
- SPEED CLIP ASSEMBLY
- TWO SIDE ROOMS
- LG ENTRY MUD FLAP & 2 ADDITIONAL ENTRIES WITH MESH NETTING

SPECS



• WEIGHT: 23.4 LBS



• SIZE: 18' X 10' X 78"



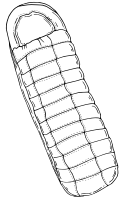
• FLOORING: 1000MM DENIER POLYETHYLENE

• TYPE: 3 ROOM DOME TENT

• BODY: 800MM POLYURETHANE COATED

BIG SUR // TNT-10

SLEEPS



X 8



FEATURES

- TAPED SEAMS RAIN FLY FOR WEATHER PROTECTION
- SHOCK CORDED FIBERGLASS & CHAIN CORDED STEEL FRAME POLES
- LARGE MESH STAR GAZER PANELS
- 2 LARGE DOORS, 6 SPACIOUS WINDOWS
- HIGH CABIN CEILINGS
- LARGE 1200MM COATED RAIN COVER
- ZIPPERED ROOM DIVIDER
- COMPLETE WITH MUD FLAP, STORAGE BAG & STAKES

SPECS



• WEIGHT: 33.8 LBS



• SIZE: 15' X 10' X 86"



• FLOORING: 1000MM DENIER POLYETHYLENE

• TYPE: TWO ROOM CABIN TENT WITH TAPED SEAMS

• BODY: 800MM POLYURETHANE COATED

BEACH FRONT // BC-1000



ATTACHED WEIGHT BAGS



FEATURES

- NEW FEATURE: EXTENDED FLOOR
- EXTENDED ROOF FORMS AWNING FOR SUN PROTECTION
- SHOCK CORDED FIBERGLASS POLES
- SAND POCKETS FOR ADDED STABILITY IN WINDY CONDITIONS
- EXTREMELY LIGHT, COMPACT, EASY TO CARRY
- GREAT FOR THE CAMPGROUND, BEACH, AND PARK
- COMPLETE WITH TENT STAKES & CARRYING BAG

SPECS



• WEIGHT: 3 LBS



• SIZE: 98" X 46" X 44"



• FLOORING: 1000MM DENIER POLYETHYLENE

• TYPE: BEACH CABANA

• BODY: 600MM POLYURETHANE COATED NYLON

GRAND VIEW // BC2000



ATTACHED WEIGHT BAGS



FEATURES

- SHOCK CORDED FIBERGLASS POLES
- MESH SIDE / BACK PANELS FOR MAXIMUM AIRFLOW
- SAND POCKETS FOR ADDED STABILITY IN WINDY CONDITIONS
- EXTREMELY LIGHT, COMPACT, EASY TO CARRY
- GREAT FOR THE CAMPGROUND, BEACH, AND PARK
- COMPLETE WITH STORAGE BAG & STAKES

SPECS



- WEIGHT: 6 LBS



- SIZE: 9' X 6' X 68"



- FLOORING: OPEN

- TYPE: SUN SHELTER

- BODY: 600MM POLYURETHANE COATED NYLON

ISLAND SHELTER // BC-3000



FEATURES

- EASY ASSEMBLY POP-UP FEATURE
- MESH STORAGE POCKETS
- 2 LARGE ZIP DOWN WINDOWS FOR VENTILATION
- DURABLE WATER RESISTANT LAMINATED FLOOR
- SAND POCKETS FOR ADDED STABILITY IN WINDY CONDITIONS
- PRIVACY DOOR (EXTENDED FLOOR FOLDS UPWARDS)
- COMPLETE WITH STAKES & CARRYING BAG

SPECS



• WEIGHT: 4.85 LBS



• SIZE: 49" X 86.5" X 47"



• FLOORING: 1000MM DENIER POLYETHYLENE

• TYPE: POP- UP BEACH CABANA

• BODY: 600MM POLYURETHANE COATED

BIG BREEZE // GZ-20



FEATURES

- ZIPPERED DOOR
- 9.5MM SHOCK CORDED FIBERGLASS POLES
- 190T POLYESTER FABRIC TOP
- POLYETHYLENE SPLASH GUARD
- EXTREMELY LIGHT, COMPACT, EASY TO CARRY
- GREAT FOR THE CAMPGROUND, BEACH, AND PARK
- COMPLETE WITH STORAGE BAG & STAKES

SPECS



• WEIGHT: 8 LBS



• SIZE: 10" X 10" X 84"



• FLOORING: OPEN

• TYPE: SCREEN HOUSE

• BODY: 600MM POLYURETHANE COATED

SHADE 32 // GZ-32



FEATURES

- 64 SQ FT OF SHADE
- QUICK SET-UP & 3 HEIGHT OPTIONS
- VENTED TOP
- HEAVY-DUTY ADJUSTABLE STEEL POLES
- STEEL FOOT PADS
- COMPLETE WITH CARRY BAG, TENT STAKES & GUY LINES

SPECS



• WEIGHT: 22.40 LBS



• SIZE: 10" X 10" FOOTPRINT (AT BASE)



• COVER: POLYESTER

• TYPE: QUICK-UP CANOPY

• FRAME: POWDER COATED STEEL

CANOPY COMBO // GZ-34



FEATURES

- 100 SQ FT OF SHADE
- SINGLE BACK-WALL + 4 SAND BAGS INCLUDED
- QUICK SET-UP & 3 HEIGHT OPTIONS
- HEAVY-DUTY ADJUSTABLE STEEL POLES
- PEAK HEIGHT 8'6" / WALL HEIGHT 6'2"
- STEEL FOOT PADS
- VENTED TOP
- COMPLETE WITH TENT STAKES, GUY LINES, & WHEELED STORAGE BAG

SPECS



• WEIGHT: 30 LBS



• SIZE: 10' X 10' X 8'6"



• COVER: POLYESTER

• TYPE: QUICK-UP CANOPY

• FRAME: POWDER COATED STEEL

SHADE 35 // GZ-35



SCREEN AVAILABLE



WHEELIE BAG

AVAILABLE COLORS:   

FEATURES

- 100 SQ FT OF SHADE
- QUICK SET-UP & 3 HEIGHT OPTIONS
- HEAVY-DUTY ADJUSTABLE STEEL POLES
- PEAK HEIGHT 8'6" / WALL HEIGHT 6'2"
- STEEL FOOT PADS
- PACKS INTO WHEELED CARRY BAG
- COMPLETE WITH CARRY BAG, TENT STAKES & GUY LINES

SPECS



• WEIGHT: 27.25 LBS



• SIZE: 10' X 10' X 8'6"



• COVER: POLYESTER

• TYPE: QUICK-UP CANOPY

• FRAME: POWDER COATED STEEL

AMERICAN SHADE // GZ-37



ALSO TRY:



FEATURES

- 100 SQ FT OF SHADE
- QUICK SET-UP & 3 HEIGHT OPTIONS
- HEAVY-DUTY ADJUSTABLE STEEL POLES
- SILVER-COATED TOP
- STEEL FOOT PADS
- COMPLETE WITH TENT STAKES, GUY LINES, & STORAGE BAG

SPECS



• WEIGHT: 24.30 LBS



• SIZE: 10' X 10'



• COVER: POLYESTER STARS AND STRIPES

• TYPE: QUICK-UP CANOPY

• FRAME: POWDER COATED STEEL

WEIGHT BAG // GZBAG



FEATURES

- ANCHORS ANY CANOPY
- STRAPS AROUND CANOPY LEG
- EASY TO ATTACH
- EASY FILL OPENING WITH VELCRO CLOSURE
- FILL WITH SAND OR GRAVEL
- SET OF 4

SPECS



• WEIGHT: TBD BY USER



• SIZE: 13.5" X 15.25" FLAT



• COVER: HEAVY POLYESTER LAMINATED FABRIC

• TYPE: WEIGHT BAG



FEATURES



- COLOR: BLUE, STARS AND STRIPES
- TYPE: CANOPY WALL
- SIZE: 10 FOOT WALL
- COVER: POLYESTER
- STANDARD SIZE TO FIT 10 X 10 CANOPY

SCREEN // GZ35-SCRN



FEATURES

- SCREEN FOR CANOPIES
- REMOVEABLE
- MESH SCREEN
- FITS 10 X 10 STRAIGHT LEG CANOPIES



FLOOR MATS

FM-36

SPECS:



SIZE: 36" X 72"

COLORS:



FEATURES

- FLOOR MAT
- LIGHTWEIGHT
- 100% POLY PROPYLENE
- MOLD & MILDEW RESISTANT
- JACQUARD WEAVE
- EASY TO ROLL UP
- INCLUDES STORAGE STRAPS

FM-72 / FM-72-SS

SPECS:



SIZE: 72" X 106"

COLORS:



FEATURES

- FLOOR MAT
- LIGHTWEIGHT
- 100% POLY PROPYLENE
- MOLD & MILDEW RESISTANT
- JACQUARD WEAVE
- EASY TO STORE
- INCLUDES CARRY BAG

FM-72



FM-72-SS



FM-73



CARRY BAG




FM-73 / FM-73-SS

SIZE: 108" X 144"



SPECS:

COLORS:



FEATURES

- FLOOR MAT
- LIGHTWEIGHT
- 100% POLY PROPYLENE
- MOLD & MILDEW RESISTANT
- JACQUARD WEAVE
- EASY TO ROLL UP
- INCLUDES CARRY BAG

FM-73-SS



978



COLORS: 

SIZE: 72" X 20" X 1.25" 

SPECS:

- SELF INFLATING MATTRESS
- STUFF BAG & ELASTIC STRAPS
- WEIGHS ONLY 1.9 LBS
- 190T POLYESTER PVC
- PU FOAM DIAMOND CUT

FEATURES

984

SPECS:



SIZE: 72" X 20" X 1"

COLORS:



FEATURES

- SELF INFLATING MATTRESS
- STUFF BAG & ELASTIC STRAPS
- 210T / PVC
- PU FOAM DIAMOND CUT



STYLE/SIZE:

980: 72" X 20" X 1"

981: 72" X 20" X 1.25"

982: 78" X 25" X 2"

983: 78" X 30" X 3"

980 SERIES

COLORS: 

SIZE: (BELOW) 

SPECS:

- SELF-INFLATING MATTRESS
- INCLUDES STUFF BAG
- 75D POLYESTER PONGEE PVC
- ELASTIC STRAPS
- INCLUDES STUFF BAG
- RECTANGULAR DIAMOND CUT

FEATURES



SLEEPING BAGS

2 BAGS ZIP TOGETHER!

CM1001

SPECS:



33" X 75"



40-50°

FEATURES

- **INSULATION WEIGHT:** 3 LBS
- COVER: POLYESTER
- WEIGHT: 4.4 LBS
- INSULATION: HOLLOW CORE FIBER
- LINER: BRUSHED POLYESTER TRICOT



ALL SLEEPING BAGS COME W/ A COMPRESSION STUFF BAG, & FEATURE HOLLOWCORE FIBER INSULATION TO PROVIDE GREATER LOFT & WARMTH.

A1001

SPECS:



SIZE: 33" X 75"



RATING: 40-50°

FEATURES

- **INSULATION WEIGHT:** 3 LBS
- COVER: POLYESTER
- WEIGHT: 3.5 LBS
- INSULATION: HOLLOW CORE FIBER
- LINER: POLYESTER



2 BAGS ZIP TOGETHER!

MD4004

RATING: 30-40°



SIZE: 33" X 75"



SPECS:

- **INSULATION WEIGHT:** 4 LBS
- COVER: POLYESTER
- WEIGHT: 4.6 LBS
- INSULATION: HOLLOW CORE FIBER
- LINER: POLY COTTON FLANNEL

FEATURES



2 BAGS ZIP TOGETHER!

FM6006

SPECS:



SIZE: 34" X 80"



RATING: 25-35°

FEATURES

- **INSULATION WEIGHT:** 5 LBS
- COVER: POLY COTTON
- WEIGHT: 7 LBS
- INSULATION: DOUBLE LAYER HOLLOW CORE
- LINER: COTTON FLANNEL



2 BAGS ZIP TOGETHER!

MT7007

SPECS:



SIZE: 39" X 84"



RATING: -20°

FEATURES

- **INSULATION WEIGHT:** 7 LBS
- COVER: HEAVY POLY FABRIC
- WEIGHT: 10 LBS
- INSULATION: DOUBLE LAYER
- LINER: COTTON FLANNEL



M8008

RATING: -30°



SIZE: 39" X 84"



SPECS:

- **INSULATION WEIGHT:** 8 LBS
- COVER: HEAVY COTTON
- WEIGHT: 12 LBS
- INSULATION: DOUBLE LAYER HOLLOW CORE
- LINER: COTTON FLANNEL

FEATURES

XSG1313

SPECS:



SIZE: 84" X 33" X 22"



RATING: 10°-15°

FEATURES

- **INSULATION WEIGHT:** 3 LBS
- COVER: 210T RIPSTOP POLYESTER
- WEIGHT: 4.25 LBS
- INSULATION: HOLLOW CORE FIBER
- LINER: 170T POLYESTER



XSGTECH

SPECS:



SIZE: 90" X 34" X 22"



RATING: 10-15°

FEATURES

- **INSULATION WEIGHT:** 3 LBS
- COVER: 230T DIAMOND RIPSTOP NYLON
- WEIGHT: 4.15 LBS
- INSULATION: 4 HOLE MICRO
- LINER: 210T SOFT MICROFIBER
- CONTOURED INSULATED HOOD



M2525

RATING: -25°



SIZE: 91" X 32" X 22"



SPECS:

- **INSULATION WEIGHT:** 5 LBS
- COVER: POLYESTER
- WEIGHT: 5.1 LBS
- INSULATION: 7 HOLE HOLLOW CORE
- LINER: POLYESTER

FEATURES



XLITE

SPECS:



SIZE: 83" X 30"



RATING: 40-50°

FEATURES

- **INSULATION WEIGHT:** 1.4 LBS
- COVER: DIAMOND RIPSTOP
- WEIGHT: 1.4 LBS
- INSULATION: ULTRA LIGHT HOLE FIBER
- LINER: 210T SOFT MICRO FIBER

JR-001

SPECS:



SIZE: 28" X 56"



RATING: 50°

FEATURES
CLR

- **INSULATION WEIGHT:** 2 LBS
- COVER: POLYESTER
- WEIGHT: 4 LBS
- INSULATION: HOLLOW CORE FIBER
- LINER: POLYESTER



JR-002

RATING: 50°



SIZE: 28" X 56"



SPECS:

- **INSULATION WEIGHT:** 2 LBS
- COVER: POLYESTER
- WEIGHT: 2.5 LBS
- INSULATION: HOLLOW CORE FIBER
- LINER: POLYESTER

FEATURES
CLR



JR-003 (MUMMY) / JR-004 (SQR)

SPECS:



SIZE: 28" X 55"



RATING: 50°

FEATURES
CLR

- **INSULATION WEIGHT:** 2 LBS
- COVER: POLYESTER
- WEIGHT: 2.5 LBS
- INSULATION: HOLLOW CORE FIBER
- LINER: POLYESTER



BACKPACK CARRY BAG

971

SPECS:



SIZE: 84" X 33" X 22"



WEIGHT: 2LBS

FEATURES

- MATERIAL: ZNON-PILL FLEECE AND POLYESTER
- FULL ZIP
- MACHINE WASHABLE
- INCLUDES SELF-COMPRESSING WEBBING STRAP



XB-LINER



WEIGHT: .5 LBS

86" X 32"



SPECS:

- MATERIAL: POCKET SIZED ULTRALITE MICROFIBER POLYESTER
- NO ZIP
- MACHINE WASHABLE
- INCLUDES SELF-COMPRESSING WEBBING STRAP

FEATURES

989

SPECS:



SIZE: 40 CM X 30 CM



FEATURES

COLORS : GREEN & ORANGE

WEIGHT: 0.15 LB

DESCRIPTION:

- CAMPING PILLOW
- INCLUDES STUFF BAG
- EASY TO INFLATE
- SOFT AND COMFORTABLE NYLON



CHAIRS



QAC-HB

COLORS: ● ● ● ● SIZE: 20.5" X 19" X 34.5"

SPECS:

- TYPE: HIGH BACK QUAD FOLDING CHAIR
- FOAM PADDED BACK
- FOAM PADDED ARM RESTS
- CUP HOLDER
- COMES WITH STORAGE BAG

FEATURES

QAC

SPECS:



SIZE: 21" X 21" X 33.5"

COLORS:



FEATURES

- TYPE: QUAD FOLDING CHAIR
- FOAM PADDED BACK
- FOAM PADDED ARM RESTS
- CUP HOLDER
- COMES WITH STORAGE BAG



QAC-FASHION

COLORS:



SIZE: 21" X 21" X 33.5"



SPECS:

FEATURES

- TYPE: QUAD FOLDING CHAIR
- BRIGHT COLORS
- FOAM PADDED ARM RESTS
- CUP HOLDER
- COMES WITH STORAGE BAG



QAC-MESH

SPECS:



SIZE: 21" X 21" X 35"

COLORS:



FEATURES

- TYPE: MESH FOLDING CHAIR
- VENTED MESH BACK PANEL
- ARM RESTS
- CUP HOLDER
- COMES WITH STORAGE BAG



QAC-SS

SPECS:



SIZE: 21" X 20" X 33.5"

COLORS: FLAG

FEATURES

- TYPE: STARS AND STRIPES CHAIR
- ARM RESTS
- CUP HOLDER
- COMES WITH STORAGE BAG



QAC-BEAR / QAC-DRAGON

COLORS: BEAR, DRAGON

SIZE: 13.5" X 13" X 24"



SPECS:

FEATURES

- TYPE: KIDS CHARACTER CHAIR
- ARM RESTS
- 600D PE COATED FABRIC
- 13MM COATED STEEL FRAME
- COMES WITH STORAGE BAG
- SAFETY LOCKING MECHANISM



QAC-KIDS

SPECS:



SIZE: 15" X 14" X 21.5"

COLORS:   

FEATURES

- TYPE: KIDS CHAIR
- FOAM PADDED BACK & ARMS
- CUP HOLDER
- HEAVY DUTY STEEL FRAME
- COMES WITH STORAGE BAG



QAC-BIGBOY

SPECS:



OVERSIZED: 24" X 23.5" X 36"

COLORS:



FEATURES

- TYPE: OVERSIZED QUAD FOLDING CHAIR
- FOAM PADDED BACK & ARMS
- CUP HOLDER
- HEAVY DUTY STEEL FRAME
- 350LBS CAPACITY
- COMES WITH STORAGE BAG



QAC-BIGBOY-CAMO

COLORS:



OVERSIZED: 24" X 23.5" X 36"



SPECS:

FEATURES

- TYPE: OVERSIZED BACK QUAD FOLDING CHAIR
- FOAM PADDED BACK & ARMS
- CUP HOLDER
- HEAVY DUTY STEEL FRAME
- 350LBS CAPACITY
- COMES WITH STORAGE BAG



QAC-CAMO

SPECS:



SIZE 21" X 20.5" X 34"

COLORS: BURLY, PINK CAMO

FEATURES

- TYPE: QUAD FOLDING CHAIR
- FOAM PADDED BACK
- FOAM PADDED ARM RESTS
- CUP HOLDER
- COMES WITH STORAGE BAG



Q-TRI

SPECS:



SIZE: 16.5" X 18" X 29"

COLORS:



FEATURES

- TYPE: FOLDING CAMP CHAIR
- 3 LEG CAMPING CHAIR
- COMES WITH CARRY STRAP



Q-STOOL

COLORS:



SIZE: 16" X 12.5" X 12"



SPECS:

- TYPE: 4 LEG FOLDING STOOL
- RUGGED 600 DENIER POLY
- COMES WITH STORAGE BAG
- & CARRY STRAPS

FEATURES

Q-SWIVEL

SPECS:



SIZE: 14" X 13" X 16"

COLORS:



FEATURES

- TYPE: 3 LEG FOLDING SWIVEL STOOL
- SWIVELS 360°
- FOLDS DOWN COMPACT
- COMES WITH STORAGE BAG & CARRY STRAPS



Q-SWIVEL-BACKREST

SPECS:



SIZE: 14" X 16" X 31"

COLORS:



FEATURES

- TYPE: SWIVEL CHAIR
- PADDED BACK REST
- CUSHIONED SEAT
- SWIVELS 360°
- EASY TO FOLD & STORE



Q-STOOL-BACKREST

COLORS:



SIZE: 11" X 11" X 24"



SPECS:

FEATURES

- TYPE: FOLDING CHAIR
- EASY TO CARRY
- CARRY STRAP
- ZIPPER FRONT COMPARTMENT



CK-161-BLK/ CK-161-RED

SPECS:



SIZE: 21" X 12" X 25"

COLORS:



FEATURES

- TYPE: ALUMINUM ADJUSTABLE LEGS
- 600D DOUBLE POLYESTER FABRIC
- ADJUSTABLE LEGS
- STORES INTO 1.9 LB STORAGE BAG



CK-161-HB-RED

SPECS:



SIZE: 22.5" X 15" X 43"

COLORS:



FEATURES

- TYPE: LITE ALUMINUM HI-BACK CHAIR
- HIGHBACK SUPPORT W/ STABILITY BAR
- 600D DOUBLE POLYESTER FABRIC
- STORES INTO 2.8 LB STORAGE BAG



CK-161-STEEL

COLORS:



SIZE: 20" X 12.5" X 25"



SPECS:

FEATURES

- TYPE: COMPACT COLLAPSIBLE CHAIR
- 600D DOUBLE POLYESTER FABRIC
- STEEL FRAME
- STORES INTO 3.2 LB STORAGE BAG



Q-DIR-TABLE

SPECS:



SIZE: CHAIR: 19.5" X 17" X 33"
W/ TABLE: 31.5" X 17" X 33"

COLORS:



FEATURES

- TYPE: DIRECTOR'S CHAIR WITH TABLE
- ATTACHED FOLD-OUT TABLE
- PADDED ARM REST
- EASY TO FOLD & STORE



Q-DIR-TAB-COOL

SPECS:



SIZE: CHAIR: 18" X 17" X 33"
W/ COOLER/TABLE: 43" X 17" X 33"

COLORS:



FEATURES

- TYPE: DIRECTOR'S CHAIR W COOLER
- ATTACHED FOLD-OUT TABLE
- ATTACHED COOLER
- PADDED ARM REST
- EASY TO FOLD & STORE



Q-TALL-DIR

COLORS:



SIZE: 19.5" X 13.5" X 40"



SPECS:

- TYPE: TALL DIRECTOR'S CHAIR
- PADDED ARM REST
- EASY TO FOLD & STORE
- FOOT REST BAR

FEATURES

Q-TALL-DIR-XL

SPECS:



SIZE: 19" X 17.5" X 48

COLORS:



FEATURES

- TYPE: EXTRA TALL DIRECTOR'S CHAIR
- PADDED ARM REST
- EASY TO FOLD & STORE
- FOOT REST BAR



Q-DIR-SWING

SPECS:



SIZE: 21" X 19" X 34.5"

COLORS:



FEATURES

- TYPE: ROCKING DIRECTORS CHAIR
- ROCKING CHAIR
- STURDY BUILD
- SOLID STEEL PADDED ARM REST
- MESH BACK
- COMES WITH STORAGE BAG



Q-ROCKER

COLORS:



SIZE: 21.5" X 18" X 43"



SPECS:

FEATURES

- TYPE: ROCKING CHAIR
- POWER COATED STEEL FRAME
- PADDED DURABLE OXFORD FABRIC
- ADJUSTABLE PILLOW
- EASY TO STOW AND STORE

Q-ARM

SPECS:



SIZE: 18" X 21" X 37"

COLORS:



FEATURES

- TYPE: QUAD FOLDING CHAIR
- STURDY BUILD
- SOLID STEEL PADDED ARM REST
- BUILT IN CUP HOLDER
- MESH BACK
- COMES WITH STORAGE BAG



Q-O-LOUNGE

SPECS:



SIZE: 21.5" X 62.5"

COLORS:



FEATURES

- TYPE: LOUNGE CHAIR
- POWDER COATED STEEL FRAME
- TEXTILINE MESH
- ADJUSTABLE PADDED HEADREST
- ADJUSTABLE LOCKING POSITION



Q-O-LOUNGE-SS

COLORS:



SIZE: 21.5" X 62.5"



SPECS:

FEATURES

- TYPE: LOUNGE CHAIR
- POWDER COATED STEEL FRAME
- DURABLE PRINTED OXFORD
- ADJUSTABLE PADDED HEADREST
- ADJUSTABLE LOCKING POSITION



Q-O-LOUNGE-CAMO

SPECS:



SIZE: 21.5" X 62.5"

COLORS:



FEATURES

- TYPE: CAMO LOUNGE CHAIR
- POWDER COATED STEEL FRAME
- DURABLE PADDED OXFORD
- PADDED HEADREST
- ADJUSTABLE LOCKING POSITION



Q-O-LOUNGE-MESH

SPECS:




SIZE: 20.5" X 64.5"

COLORS:



FEATURES

- TYPE: RECTANGLE FRAME LOUNGE CHAIR
- POWDER COATED STEEL FRAME
- PADDED MESH BODY
- LARGE ARM RESTS
- ADJUSTABLE PILLOW
- ADJUSTABLE LOCKING POSITION



QF-O-J-LOUNGE

COLORS:



SIZE: 24" X 64.5"



SPECS:

FEATURES

- TYPE: RECTANGLE FRAME JUMBO LOUNGE CHAIR
- POWDER COATED STEEL FRAME
- LARGE ARM RESTS
- ADJUSTABLE PILLOW
- ADJUSTABLE LOCKING POSITION
- 2 TONE TEXTILINE MESH



Q-O-LOUNGE-COMBO

SPECS:



TABLE: 20" X 20" X 19.5"
SIZE LOUNGERS: 20" X 63.5"

COLORS:



FEATURES

- TYPE: 2 LOUNGE CHAIRS WITH TABLE
- POWDER COATED STEEL FRAME
- DURABLE OXFORD FABRIC
- PADDED HEADREST
- ADJUSTABLE LOCKING POSITION
- POP DISPLAY BOX



Q-O-TRAY

SPECS:



SIZE:

COLORS:



FEATURES

- ATTACHES TO SIDE OF LOUNGE CHAIR
- MULTIPLE COMPARTMENTS



Q-WAGON

COLORS:



SIZE: 35.5" X 19.5" X 13"



SPECS:

- TYPE: WAGON
- COLLAPSIBLE FOR EASY STOW
- EXTENDABLE HANDLE
- MESH CUP HOLDERS

FEATURES



Q-WAGON-OT

SPECS:



SIZE: 35.5" X 19.5" X 13"

COLORS:



FEATURES

- TYPE: ALL TERRAIN WAGON
- COLLAPSIBLE FOR EASY STOW
- OFF TERRAIN WHEELS
- EXTENDABLE HANDLE
- MESH CUP HOLDERS

Q-COT

SPECS:



SIZE: 28.5" X 16.5" X 77"

COLORS:



FEATURES

- TYPE: COLLAPSIBLE COT
- REINFORCED FRAME
- 6 LEGS & REINFORCEMENT BARS
- EASY SET-UP
- COMES WITH STORAGE BAG



Q-QF-COT

COLORS:



SIZE: 25" X 73" X 15"



SPECS:

FEATURES

- TYPE: LOUNGE CHAIR WITH SUN SHADE
- 16MM STEEL TUBE FRAME
- POWDER COATED FRAME
- 600 DOUBLE POLYESTER FABRIC
- COMES WITH STORAGE BAG

Q-XXL-COT

SPECS:



SIZE: 85" X 39" X 22.5"

COLORS:



FEATURES

- TYPE: EXTRA-LARGE COLLAPSIBLE COT
- COT WEIGHT: 27.6 LBS
- WEIGHT CAPACITY: 500 LBS
- EASY VELCRO ASSEMBLY SYSTEM
- EXTRA LARGE SIZE FOR COMFORT
- STRONG 6 LEGS & CROSSBARS
- EASY SET-UP
- FOLDS COMPACT INTO INCLUDED STORAGE BAG



Q-UMB

SPECS:



SIZE: 38" X 29"

COLORS:



FEATURES

- TYPE: ADJUSTABLE UMBRELLA
- 360 * ADJUSTABLE CLIP
- FLEXIBLE HANDLE
- STORES INTO COMPACT CARRY BAG
- CLIPS TO ANYTHING



Q-BP

COLORS:



SIZE: 11" X 18" X 24"



SPECS:

FEATURES

- TYPE: BEACH & PARK CHAIR
- TEXTILINE MESH 1 X 1
- 19MM COATED STEEL FRAME



Q-STADIUM

SPECS:



SIZE: 16" X 16" X 16"

COLORS:



FEATURES

- TYPE: FOLDABLE STADIUM CHAIR
- EASY CARRY
- REINFORCED METAL FRAME
- ADJUSTABLE STRAPS
- MESH POCKET
- MAGAZINE POCKET



GEAR BAGS



XHB-049// ACTION-12 HYDRATION BAG

SPECS:



SIZE: 2 LITER

COLOR:



FEATURES

- FEATURES:
- 2 LITER HYDRATION BLADDER INCLUDED
- FRONT MESH COMPARTMENT
- PADDED SHOULDER STRAPS
- VENTILATION AIR FLOW BACK
- 3 ZIPPER COMPARTMENT

XHB-010// DROPLET HYDRATION BAG

SPECS:



SIZE: 2 LITER

COLOR:



FEATURES

- FEATURES:
- 2L HYDRATION BLADDER INCLUDED
- VELCRO HYDRATION POUCH
- ELASTIC CROSS TOGGLE CORD
- LIGHT WEIGHT, EASY TRAVEL



XHB-020// DESERT SPRINGS HYDRATION BAG

COLOR:



SIZE: 2 LITER



SPECS:

- FEATURES:
- 2L HYDRATION BLADDER INCLUDED
- SIDE MESH STUFF POCKETS
- FRONT ZIPPER COMPARTMENT
- PADDED SHOULDER STRAPS
- ADJUSTABLE STERNUM STRAPS

FEATURES

XHB-030// TANK HYDRATION BAG

SPECS:



SIZE: 2 LITER

COLOR:



FEATURES

- FEATURES:
- 2L HYDRATION BLADDER INCLUDED
- OUTER MESH UTILITY POCKET
- PADDED SHOULDER STRAPS
- ADJUSTABLE STERNUM STRAPS
- COMPRESSION STRAPS



XHB-BDR

SPECS:



SIZE: 2 LITER

COLOR:



FEATURES

- FEATURES:
- 2 LITER CAPACITY
- 3FT HYDRATION HOSE
- BITE VALVE SYSTEM
- WIDE MOUTH FULL CAP
- EASY TO FILL CAP HANDLE



AB-4436 : 42 LITER

AB-4437 : 70 LITER

AB-4438 : 95 LITER

COMBO : 12 PACK: 4 OF EACH SIZE



AB SERIES//

EXPEDITION SERIES

COLOR:



SPECS:

- FEATURES:
- TARPAULIN BODY
- 1680D POLYESTER BOTTOM
- LINED INTERIOR WITH POCKETS
- SELF-REPAIRING COIL ZIPPER
- TOP DOUBLE ZIPPER ACCESS

FEATURES

XHB-015

SPECS:



SIZE: 2 LITER

COLOR:



FEATURES

- FEATURES:
- 2 LITER HYDRATION
- ADJUSTABLE SHOULDER STRAPS
- MESH PADDED BACK
- DURABLE RIPSTOP FABRIC
- ELASTIC CROSS TOGGLE CORD



AB-0757// FUJI FRAME PACK

SPECS:



SIZE: 30 LITER



WEIGHT: 2.9 LBS

FEATURES

- FEATURES:
- 3 ZIPPER POCKETS
- EXTENDABLE BOTTLE POCKETS
- DOUBLE TREK POLE STRAPS
- ADJUSTABLE SHOULDER STRAPS
- VENTILATION MESH BACK & SHOULDER STRAPS

CLR



AB-0712// ZION FRAME PACK

WEIGHT: 3.6 LBS



SIZE: 40 LITER



SPECS:

- FEATURES:
- 4 ZIPPER POCKETS
- HYDRATION COMPATIBLE
- EXTENDABLE BOTTLE POCKETS
- MESH SUSPENSION SYSTEM
- VENTILATION MESH BACK & SHOULDER STRAPS

FEATURES

CLR



AB-0713// ARCHES FRAME PACK

SPECS:



SIZE: 40 LITER



WEIGHT: 2.5 LBS

FEATURES

- FEATURES:
- DURABLE RIPSTOP FABRIC
- EXTENDABLE BOTTLE POCKETS
- LIGHT WEIGHT CONTOURED FOAM PADDING
- ADJUSTABLE STERNUM STRAP
- HYDRATION COMPATIBLE
- 2 TOP ZIPPERED ACCESSORY POCKETS
- ADJUSTABLE PADDED HIP BELT

CLR



AB-0747// GLACIER FRAME PACK

SPECS:



SIZE: 60 LITER



WEIGHT: 4.2 LBS

FEATURES
CLR

- FEATURES:
- ADJUSTABLE FRAME SYSTEM
- STOW-A-WAY RAIN COVER
- DUAL-ENTRY COMPARTMENT
- PADDED HIP BELT
- VENTILATION MESH BACK & SHOULDER STRAPS



AB-0749// THE HIGHLAND FRAME PACK

WEIGHT: 4.4 LBS



SIZE: 70+10 LITERS



SPECS:

- FEATURES:
- ZIPPER ACCESSORY POCKETS
- INCLUDES RAIN COVER
- ADJUSTABLE SUSPENSION SYSTEM
- DOUBLE DAISY CHAIN
- VENTILATION MESH BACK

FEATURES
CLR



AB-0750// LONG HAUL

SPECS:



SIZE: 70L INTERNAL
SIZE: 15L DETACHED



WEIGHT: 5.1 LBS

FEATURES
CLR

- FEATURES:
- 55 L FRAME HYDRATION PACK
- 15L DETACHABLE PACK
- 2L BLADDER INCLUDED
- WATERTIGHT ZIPPERS
- PADDED HIPBELT W/ ACCESSORY POCKETS
- ADJUSTABLE SHOULDER STRAP POSITION
- RAIN COVER



DB SERIES

SPECS:



SIZE:

COLOR:



FEATURES

- NAME: WATERPROOF DRY BAG
- FEATURES:
- LIGHTWEIGHT TPU FABRIC
- WINDOW
- 3 SIZES AVAILABLE



DB - 15 : 15 LITER

DB - 25 : 25 LITER

DB - 35 : 35 LITER



XDB SERIES// THE FLEET SERIES

COLOR:



SIZE:



SPECS:

FEATURES

- XDB-950: 18" X 10"
- XDB-951: 24" X 12"
- XDB-952: 30" X 14"
- XDB-953: 36" X 14"

- FEATURES:
- RUGGED 600 DENIER PVC SHELL
- SHOULDER STRAP
- SWIVEL BUCKLES
- ZIPPERED ACCESSORY POCKET
- PACKS INTO ZIPPERED STORAGE BAG



TB-711// TACTICAL DAY PACK

SPECS:



SIZE: 35 LITER

COLOR:



FEATURES

- FEATURES:
- HYDRATION COMPATIBLE
- 600 DENIER POLYESTER
- MULTIPLE COMPARTMENTS
- MOLLE WEBBING
- PADDED SHOULDER PADS



TB-411// SLING BAG

COLOR:



8" X 12" X 6"



SPECS:

- FEATURES:
- MOLLE WEBBING COMPATIBLE
- PADDED CARRY HANDLE
- MAIN PADDED SHOULDER STRAP W/ OR BUCKLES
- SNAP CLOSURE CONCEALED CARRY SLEEVE ON BACK SIDE

FEATURES



TB-010// TACTICAL H²O

SPECS:



SIZE: 3L DETACHED

COLOR:



FEATURES

- FEATURES:
- 3 LITER H₂O BLADDER INCLUDED
- AIR COOL MESH PADDED BACK PANEL
- 1000 DENIER COVER
- WIDE MOUTH OPENING
- INSULATED HYDRATION TUBE



TB-511// MEDIUM TRANSPORT

SPECS:



SIZE: MEDIUM

COLOR:



FEATURES

FEATURES:

- MOLLE SYSTEM TACTICAL BACKPACK
- 1000 DENIER COVER
- EXPANSION & COMPRESSION CAPABILITY
- "Y" STRAP SYSTEM ALLOWS FOR EXTRA CARRYING CAPABILITY
- AIR COOL MESH PADDED BACK PANEL
- ZIPPER FRONT POCKETS W/ ZIPPER PULL
- PADDED SHOULDER STRAPS



TB-621// TACTICAL DUFFLE

COLOR:



SIZE: 45 LITER



SPECS:

FEATURES:

- 3921 CUBIC INCHES (26" X 13" X 11.5")
- MOLLE SYSTEM CONVERTIBLE TRAVELER TACTICAL DUFFLE
- HIDEAWAY/ REMOVABLE PADDED SHOULDER STRAP
- FOAM PADDED BOTTOM (BACK)
- PADDED HANDLE
- 1000 DENIER COVER
- ZIPPERED TOP ACCESS
- MULTI-COMPARTMENTS

FEATURES

TB-880// LARGE 3 DAY

SPECS:



SIZE: 22" X 17" X 11"

COLOR:



FEATURES

FEATURES:

- 4488 CUBIC INCHES
- INTERNAL COMPRESSION STRAPS
- CONTOUR PADDED BACK PANELS
- 1000 DENIER COVER
- ZIPPER FRONT POCKETS
- PADDED SHOULDER STRAPS
- REMOVABLE PADDED HIP BELT



AB-4435// MEDIUM DRY DUFFLE BAG

COLOR: ●

SIZE: 35 LITER



SPECS:

- NAME: WATERPROOF DUFFLE BAG
- FEATURES:
 - RF WELDED DOUBLE COATED FABRIC
 - CRACK, CHEMICAL & ABRASION RESISTANT
 - COMPRESSION STRAPS
 - NEOPRENE PADDED HANDLE
 - ADJUSTABLE & REMOVABLE SHOULDER STRAP

FEATURES

AB-4460// LARGE DRY DUFFLE BAG

SPECS:



SIZE: 60 LITER

COLOR: ●

FEATURES

- NAME: WATERPROOF DUFFLE BAG
- FEATURES:
 - RF WELDED DOUBLE COATED FABRIC
 - CRACK, CHEMICAL & ABRASION RESISTANT
 - COMPRESSION STRAPS
 - NEOPRENE PADDED HANDLE
 - ADJUSTABLE & REMOVABLE SHOULDER STRAP

DB-20L-COOL// ICE PACK

SPECS:



SIZE: 15 LITER
12 CAN CAPACITY

COLOR:



FEATURES

- NAME: INSULATED DRY BAG COOLER
- FEATURES:
- 16" X 15"
- PEVA LINING
- RFWELDED SEAMS
- PADDED SHOULDER STRAPS
- LEAK PROOF



SSP-12// BUDDY COOLER

COLOR:



SIZE: 15 LITER
12 CAN CAPACITY



SPECS:

- NAME: 12 CAN COOLER
- FEATURES:
- 11" X 10" X 7.5"
- HOLDS ICE FOR 12 HOURS
- RF WELDED SEAMS, DOUBLE LAMINATION
- PADDED SHOULDER STRAP

FEATURES



SSP-30L-COOL// GLACIER

SPECS:



SIZE: 30 LITER
24 CAN CAPACITY

COLOR:



FEATURES

- NAME: 12 CAN COOLER
- FEATURES:
- 14" X 12" X 17.5"
- HOLDS ICE FOR 12 HOURS
- INTERIOR FOOD GRADE LINING
- PADDED SHOULDER STRAPS
- HIGH FREQUENCY WELDED SEAMS, DOUBLE LAMINATION
- ZIPPERED ACCESSORY POCKET



SS-15L-COOL// FAIR BANKS

SPECS:



SIZE: 15 LITER
28 CAN CAPACITY

COLOR:



FEATURES

- 18" X 10" X 12"
- WATER TYPE ZIPPERS
- PADDED SHOULDER STRAP
- FLIP TOP & HEAVY DUTY HANDLES
- HOLDS ICE FOR 24 HOURS
- LEAK PROOF
- NO SWEAT EXTERIOR
- RF WELDED SEAMS, DOUBLE LAMINATION



SS-20L-COOL// FAIR BANKS

COLOR:



SIZE: 20 LITER
32 CAN CAPACITY

SPECS:



- NAME: HARD TOP COOLER
- FEATURES:
- 14" X 13" X 14"
- PADDED SHOULDER STRAP
- FLIP TOP & HEAVY DUTY HANDLES
- HOLDS ICE FOR 24 HOURS
- LEAK PROOF
- NO SWEAT EXTERIOR
- RF WELDED SEAMS, DOUBLE LAMINATION

FEATURES

SS-30-TROLLEY// TROLLEY

SPECS:



SIZE: 15" X 13 X 11"
30 CAN CAPACITY

COLOR:



FEATURES

- NAME: ROLLING COOLER
- FEATURES:
- ROLLING COOLER
- EXTENDABLE HANDLE
- HARD TOP W/ CUP HOLDERS
- HOLDS ICE FOR 24 HOURS
- WATERTIGHT ZIPPERS
- RF WELDED SEAMS, DOUBLE LAMINATION
- PADDED SHOULDER STRAP





AMERICAN OUTBACK

AMERICAN OUTBACK

ACTION 12

AMERICAN OUTBACK



DO-2


TYPE: DUTCH OVEN

NOTES:  **SIZE:** 2.5 QUART



DO-4

TYPE: DUTCH OVEN

NOTES:  **SIZE:** 4 QUART
• AVAILABLE TREATED: DO-T-4



DO-6

TYPE: DUTCH OVEN

NOTES:  **SIZE:** 6 QUART
• AVAILABLE TREATED: DO-T-6



DO-9

TYPE: DUTCH OVEN

NOTES:  **SIZE:** 9 QUART
• AVAILABLE TREATED: DO-T-9



DO-12

TYPE: DUTCH OVEN

NOTES:



SIZE: 12 QUART

- AVAILABLE TREATED: DO-T-12



DO-20

TYPE: DUTCH OVEN

NOTES:



SIZE: 20 QUART

- AVAILABLE TREATED: DO-T-20



DO-SK-15.5

TYPE: SKILLET

NOTES:



SIZE: 15.5 INCH

- AVAILABLE TREATED: DO-T-SK-15.5



DO-SK-10.5

TYPE: SKILLET

NOTES:



SIZE: 10.5 INCH

- AVAILABLE TREATED: DO-T-SK-10.5



DO-SK-6

TYPE: SKILLET

NOTES:



SIZE: 6 INCH

- AVAILABLE TREATED: DO-T-SK-6



DO-SK-8

TYPE: SKILLET

NOTES:



SIZE: 8 INCH

- AVAILABLE TREATED: DO-T-SK-8



DO-SK-12

TYPE: SKILLET

NOTES:



SIZE: 12 INCH

- AVAILABLE TREATED: DO-T-SK-12



DO-TRI

TYPE: CAST IRON TRIPOD STAND

NOTES:



SIZE: 43 INCH



DO-WOK-I

TYPE: IRON WOK WITH HANDLE

NOTES:



SIZE: 13 INCH

- AVAILABLE TREATED: DO-T-WOK-I



DO-WOK-II

TYPE: ROUND BOTTOM IRON WOK

NOTES:



SIZE: 14 INCH

- AVAILABLE TREATED: DO-T-WOK-II



DO-GR14

TYPE: ROUND GRIDDLE

NOTES:



SIZE: 14 INCH

- AVAILABLE TREATED: DO-T-GR14



DO-GR21

TYPE: GRIDDLE

NOTES:



SIZE: 21 X 9 INCH

- AVAILABLE TREATED: DO-T-GR21



DO-HDSTK

TYPE: HOT DOG STICK

NOTES:  **SIZE:** 39 INCH



DO-LFT

TYPE: OVEN LID LIFTER

NOTES:  **SIZE:** 17 INCH



DONT MISS OUT ON THESE ITEMS

XSG-DOWN

SPECS:



SIZE: 83" X 33" X 22"



RATING: 0- (-10)

FEATURES

- **INSULATION WEIGHT:** 3 LBS
- COVER: POLYESTER COVER & LINING
- INSULATION: 90/10 HOLLOW CORE INSULATION
- LINER: POLYESTER



Q-DIR-ROCK

COLORS AVAILABLE:



SPECS:

- TYPE: ROCKING DIRECTORS CHAIR
- ROCKING CHAIR
- STURDY BUILD
- SOLID STEEL PADDED ARM REST
- COMES WITH STORAGE BAG

FEATURES

990

SPECS:



SIZE: 75" X 22" X 2"

COLORS:




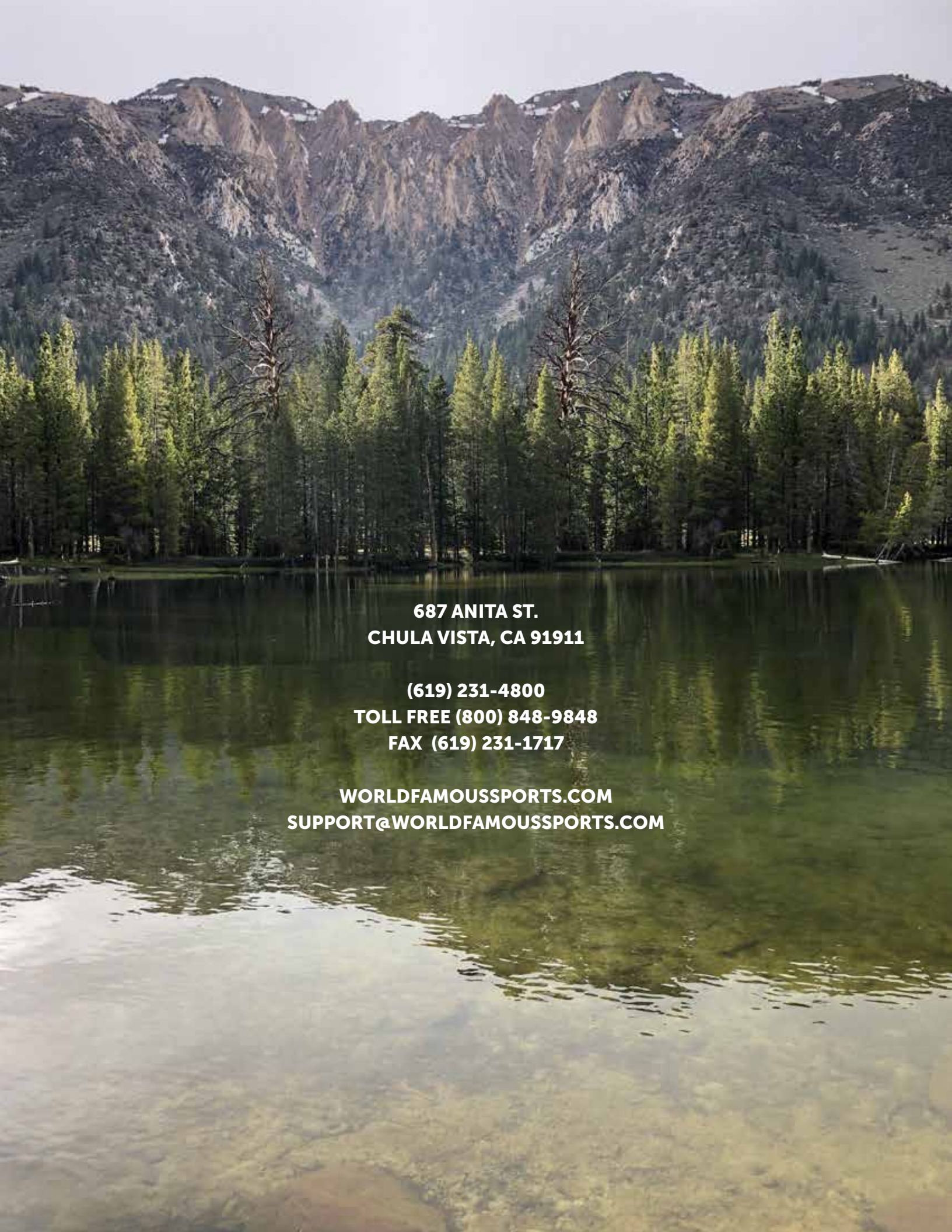
FEATURES

- TYPE: AIR MAT
- EASY TO INFLATE
- LIGHT WEIGHT: 1.5 LBS
- 40 D NYLON (TPU)
- STUFF BAG INCLUDED



NOTES





**687 ANITA ST.
CHULA VISTA, CA 91911**

**(619) 231-4800
TOLL FREE (800) 848-9848
FAX (619) 231-1717**

**WORLDFAMOUSSPORTS.COM
SUPPORT@WORLDFAMOUSSPORTS.COM**