



2022 OUTDOOR LIVING





EXPLORE MORE, FOR LESS.









CONTENTS

TENTS	04
SUN SHELTERS	24
CANOPIES.....	30
SLEEPING BAGS.....	38
FLOOR MATS	44
CAMP PADS.....	46
CHAIRS.....	48
GEAR BAGS.....	62
COOLERS.....	76
OUTDOOR BLANKETS	78
CAST IRON.....	80





					
SLEEPS	SIZE	WEIGHT	TYPE	BODY	FLOORING
1	93" X 38" X 24"	2.79 LBS	HIKER (BIVY) TENT	1500MM COATING	1000MM DENIER POLYETHYLENE



T-BIVY
GREEN HORN


FEATURES

- TAPED RAIN COVER SEAMS
- SHOCK CORDED FIBERGLASS POLES
- MESH ROOF PANEL
- COMPLETE WITH STORAGE BAG & STAKES





SLEEPS	SIZE	WEIGHT	TYPE	BODY	FLOORING
1	7' X 5' X 37"	4 LBS	HIKER TENT	POLY TAFFETA 185T 600MM	POLYETHYLENE 190GR




T-BIVY-2 **RANGER**

FEATURES

- TAPED RAIN COVER SEAMS
- SHOCK CORDED FIBERGLASS POLES
- LARGE D-STYLE DOOR FOR EASY ENTRY
- FREE STANDING FRAME
- FULL RAIN COVER
- COMPLETE WITH STORAGE BAG & STAKES



SLEEPS	SIZE	WEIGHT	TYPE	BODY	FLOORING
2	7'X 5' X52"	4.33 LBS	DOMESTENT	800MM POLYURETHANE COATED	1000MM DENIER POLYETHYLENE


TNT-1
OWL CREEK
FEATURES

- SHOCK CORDED FIBERGLASS POLES
- HIGH-ARCHED DOOR
- MESH SKY PANELS
- ZIPPERED REAR WINDOW
- EASY TO USE RAIN COVER
- COMPLETE WITH STORAGE BAG & STAKES



SLEEPS	SIZE	WEIGHT	TYPE	BODY	FLOORING
3	7' X 7' X 52"	4.33 LBS	SQUARE DOME TENT	800MM POLYURETHANE COATED	1000MM DENIER POLYETHYLENE

**X-740****PIONEER****FEATURES**

SHOCK CORDED FIBERGLASS POLES
SPEED CLIP ASSEMBLY
RAIN COVER
ZIPPERED REAR WINDOW
COMPLETE WITH STORAGE BAG & STAKES



SLEEPS	SIZE	WEIGHT	TYPE	BODY	FLOORING
3	7' X 7' X 52"	6 LBS	SQUARE DOME TENT	800MM POLYURETHANE COATED	1000MM DENIER POLYETHYLENE


X-741

CROWN POINT

FEATURES

- RAIN COVER W/ TAPED SEAMS FOR WEATHER PROTECTION
- E-PORT FOR ELECTRICAL CORD ACCESS
- SHOCK CORDED FIBERGLASS POLES
- SPEED CLIP ASSEMBLY
- PEAK RAIN COVER / AWNINGS OVER DOOR / WINDOWS
- LARGE ENTRY & PANORAMIC ZIPPERED WINDOW
- COMPLETE WITH STORAGE BAG & STAKES



SLEEPS	SIZE	WEIGHT	TYPE	BODY	FLOORING
3	7' X 7' X 54"	6.83 LBS	SQUARE DOME TENT	800MM POLYURETHANE COATED	1000MM DENIER POLYETHYLENE


741

FRONT RANGE

FEATURES

- SHOCK CORDED FIBERGLASS POLES
- E-PORT FOR ELECTRICAL CORD ACCESS
- RAIN COVER W/ TAPED SEAMS FOR WEATHER PROTECTION
- EAVE LONG RAIN COVER
- LARGE MESH STAR GAZER PANELS
- SPEED CLIP ASSEMBLY
- LARGE ZIPPERED REAR WINDOW
- COMPLETE WITH STORAGE BAGS, MUD FLAP & STAKES



SLEEPS	SIZE	WEIGHT	TYPE	BODY	FLOORING
2	7'X 7' X48"	5 LBS	INSTANT TENT	800MM POLYURETHANE COATED	1000MM DENIER POLYETHYLENE



INSTANT POP-UP FEATURE



743

MOUNTAIN PEAK

FEATURES







- EASY SET UP POP-UP FEATURE
- PEAK AWNING OVER DOOR
- LARGE ZIPPERED DOOR WITH MESH SCREEN
- SHOCK CORDED FIBERGLASS POLES
- COMPLETE WITH STORAGE BAG & STAKES



SLEEPS	SIZE	WEIGHT	TYPE	BODY	FLOORING
4	8' X 8' X 56"	8.33 LBS	SQUARE DOME TENT	800MM POLYURETHANE COATED	1000MM DENIER POLYETHYLENE

**742****BOULDER****FEATURES**

- RAIN COVER W/ TAPED SEAMS FOR WEATHER PROTECTION
- E-PORT FOR ELECTRICAL CORD ACCESS
- SHOCK CORDED FIBERGLASS POLES
- LG MESH STAR GAZER PANELS & PEAK RAIN COVER
- SPEED CLIP ASSEMBLY
- LARGE ZIPPERED REAR WINDOW
- COMPLETE WITH STORAGE BAG & STAKES

					
SLEEPS	SIZE	WEIGHT	TYPE	BODY	FLOORING
4	9' X 7' X 72"	11.45 LBS	DOMESTENT	800MM POLYURETHANE COATED	1000MM DENIER POLYETHYLENE



730
HIGHLAND

FEATURES







- BUILT IN E-PORT FOR EASY ELECTRICAL ACCESS
- LARGE MESH STAR GAZER PANELS
- LARGE DOUBLE "D" DOOR
- 4-WAY PEAK RAIN COVER / AWNINGS OVER DOOR / WINDOWS
- SHOCK CORDED FIBERGLASS POLES W/ SPEED CLIP ASSEMBLY
- FOUR PANORAMIC ZIPPERED WINDOWS
- COMPLETE WITH STORAGE BAGS, MUD FLAP & STAKES



SLEEPS	SIZE	WEIGHT	TYPE	BODY	FLOORING
5	10' X 10' X 72"	12 LBS	SQUARE DOME TENT	800MM POLYURETHANE COATED	1000MM DENIER POLYETHYLENE

**BF733-72****NORTH RIM****FEATURES**

- GEAR LOFT
- RAIN COVER W/ TAPED SEAMS FOR WEATHER PROTECTION
- BUILT IN E-PORT FOR EASY ELECTRICAL ACCESS
- SHOCK CORDED FIBERGLASS POLES W/ SPEED CLIP ASSEMBLY
- ZIPPERED WINDOWS
- LARGE ENTRY
- COMPLETE WITH STORAGE BAGS, MUD FLAP & STAKES

					
SLEEPS	SIZE	WEIGHT	TYPE	BODY	FLOORING
5	10' X 10' X 78"	16 LBS	SQUARE DOME TENT	800MM POLYURETHANE COATED	1000MM DENIER POLYETHYLENE



733

SIERRA MADRE

FEATURES

- RAIN COVER W/ TAPED SEAMS FOR WEATHER PROTECTION
- SHOCK CORDED FIBERGLASS POLES W/ SPEED CLIP ASSEMBLY
- LARGE MESH STAR GAZER PANELS
- SPEED CLIP ASSEMBLY
- 4-WAY PEAK RAIN COVER / AWNINGS OVER DOOR / WINDOWS
- LARGE ENTRY & FOUR PANORAMIC ZIPPERED WINDOWS
- COMPLETE WITH STORAGE BAGS, MUD FLAP & STAKES











SLEEPS	SIZE	WEIGHT	TYPE	BODY	FLOORING
4	7.8' X 7.8' X 7.8'	31.94	HUB	150-DENIER POLYESTER	1000MM DENIER POLYETHYLENE



TNT-HUB-4 APEX CABIN

FEATURES

- HUB-STYLE STRUCTURE ALLOWS FOR FAST SETUP
- 6.5-FOOT CENTER HEIGHT
- LARGE DOOR WITH WINDOW
- WATER-RESISTANT DESIGN HELPS KEEP YOU DRY
- STEEL & FIBERGLASS FRAME FOR ADDED DURABILITY
- COMPLETE WITH STORAGE BAG & STAKES

					
SLEEPS	SIZE	WEIGHT	TYPE	BODY	FLOORING
3	7' X 7' X 52"	X LBS	HUB STYLE TENT	800MM POLYURETHANE COATED	1000MM DENIER POLYETHYLENE



TNT-HUB-3
APEX A FRAME TENT

- FEATURES**
- HUB-STYLE STRUCTURE ALLOWS FOR FAST SETUP
 - LARGE D DOOR WITH ZIPPERED WINDOW
 - WATER-RESISTANT DESIGN HELPS KEEP YOU DRY
 - FIBERGLASS FRAME FOR ADDED DURABILITY
 - COMPLETE WITH STORAGE BAG & STAKE









SLEEPS	SIZE(BASE)	WEIGHT	TYPE	BODY	FLOORING
7	11.7' X 11.7'	15 LBS	TEE PEE TENT	800MM POLYURETHANE COATED	1000MM DENIER POLYETHYLENE

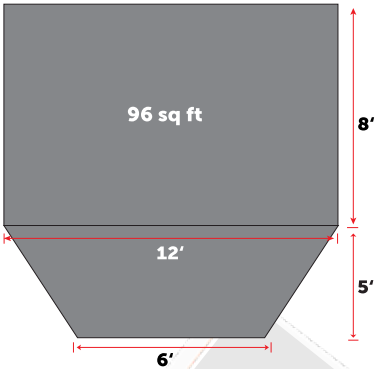


TNT-TP **TEEPEE TENT**

FEATURES

- CENTER HEIGHT: 92 IN
- TAPED SEAMS FOR WEATHER PROTECTION
- LARGE MESH PANELS FOR PANORAMIC VIEW
- TENT SET-UP SYSTEM: INTERNAL STEEL POLES
- 3 PEAK VENTS FOR EXTRA VENTILATION
- LARGE FULL ENTRY
- COMPLETE WITH STORAGE BAGS, MUD FLAP & STAKES

					
SLEEPS	SIZE	WEIGHT	TYPE	BODY	FLOORING
6	*SEE BELOW*	20.65 LBS	SCREEN PORCH TENT	800MM POLYURETHANE COATED	1000MM DENIER POLYETHYLENE



746

COLTER BAY


FEATURES

- RAIN COVER W/ TAPED SEAMS FOR WEATHER PROTECTION
- FRONT ENCLOSED SCREEN PORCH
- SHOCK CORDED FIBERGLASS POLES W/ SPEED CLIP ASSEMBLY
- INCLUDES: E-PORT, GEAR LOFT, MUD FLAP & 2 SECTION ORGANIZER
- COMPLETE WITH STORAGE BAG & STAKES











SLEEPS	SIZE	WEIGHT	TYPE	BODY	FLOORING
8	18' X 10' X 78	23.4 LBS	CABIN TENT	800MM POLYURETHANE COATED	1000MM DENIER POLYETHYLENE


X744-III
VOYAGER
FEATURES

- RAIN COVER W/ TAPED SEAMS FOR WEATHER PROTECTION
- TWO SIDE ROOMS WITH DOORS
- SHOCK CORDED FIBERGLASS POLES W/ SPEED CLIP ASSEMBLY
- BUILT IN E-PORT FOR EASY ELECTRICAL ACCESS
- LG MESH STAR GAZER PANELS & 4 LARGE ZIPPERED WINDOWS
- LONG PEAK RAIN COVER WITH VIEW-THRU PANELS
- LG ENTRY MUD FLAP & 2 ADDITIONAL ENTRIES WITH MESH NETTING

					
SLEEPS	SIZE	WEIGHT	TYPE	BODY	FLOORING
8	12' X 9' X 78"	20 LBS	DOMESTENT	800MM POLYURETHANE COATED	1000MM DENIER POLYETHYLENE



748
BLACKOUT

FEATURES

- BLACK OUT COATED FABRIC FOR RESTFUL MORNINGS
- ELONGATED ROOF DESIGN FOR MORE INTERIOR SPACE
- TAPED SEAMS FOR WEATHER PROTECTION
- SHOCK CORDED FIBERGLASS POLES
- SPEED CLIP ASSEMBLY
- 2 SECTION ORGANIZER & E-PORT
- COMPLETE WITH STORAGE BAG & STAKES



SLEEPS	SIZE	WEIGHT	TYPE	BODY	FLOORING
8	15' X 10' X 86"	33.8 LBS	2 ROOM CABIN TENT	800MM POLYURETHANE COATED	1000MM DENIER POLYETHYLENE



TNT-10 BIG SUR


FEATURES

- TAPED SEAMS RAIN FLY FOR WEATHER PROTECTION
- LARGE 1200MM COATED RAIN COVER
- BUILT IN E-PORT FOR EASY ELECTRICAL ACCESS
- SHOCK CORDED FIBERGLASS & CHAIN CORDED STEEL FRAME POLES
- LARGE MESH STAR GAZER PANELS
- 2 LARGE DOORS, 6 SPACIOUS WINDOWS
- HIGH CABIN CEILINGS
- ZIPPERED ROOM DIVIDER
- COMPLETE WITH MUD FLAP, STORAGE BAG & STAKES

					
SLEEPS	SIZE	WEIGHT	TYPE	BODY	FLOORING
5	10' X 10'	X	CANOPY INSERT	800MM POLYURETHANE COATED	1000MM DENIER POLYETHYLENE

TRANSFORM YOUR CANOPY INTO A TENT

* CANOPY NOT INCLUDED



- 1. TNT-CANOPY-SLANT
- 2. TNT-CANOPY-STRAIGHT

CONVERT CANOPY

FEATURES

- *CANOPY NOT INCLUDED*
- TRANSFORMS ANY 10 X 10 CANOPY INTO A TENT
- LARGE MESH WINDOW PANELS
- LARGE "D" DOOR ENTRANCE



SLEEPS	SIZE	WEIGHT	TYPE	BODY	FLOORING
X	48" X 48" X 84	5.51LBS	PRIVACY TENT	800MM POLYURETHANE COATED	NO FLOOR



T-PRIVACY **PRIVACY SHELTER**

FEATURES

- RAIN COVER W/ TAPED SEAMS FOR WEATHER PROTECTION
- REINFORCED SHOWER HOOK
- SHOCK CORDED FIBERGLASS POLES W/ SPEED CLIP ASSEMBLY
- SPEED CLIP ASSEMBLY SHOCK CORDED FIBERGLASS POLES
- LARGE ZIPPERED "D" STYLE DOOR FOR EASY ACCESS
- DOUBLE WINDOWS FOR ADDED VENTILATION
- COMPLETE W/ STORAGE BAG, STORAGE POCKET, STAKES, & RAINFLY
- GREAT USE FOR OUTDOOR PRIVACY, TOILET, CAMP SHOWER, CHANGING ROOM, ETC.

SUN SHELTERS



BC-1000

BEACH FRONT

FEATURES

- NEW FEATURE: EXTENDED FLOOR
- EXTENDED ROOF FORMS AWNING FOR SUN PROTECTION
- SHOCK CORDED FIBERGLASS POLES
- SAND POCKETS FOR ADDED STABILITY IN WINDY CONDITIONS
- EXTREMELY LIGHT, COMPACT, EASY TO CARRY
- GREAT FOR THE CAMPGROUND, BEACH, AND PARK
- COMPLETE WITH TENT STAKES & CARRYING BAG



SIZE	WEIGHT	TYPE	BODY	FLOORING
98"X 46"X 44"	3 LBS	SUN SHELTER	600MM POLYURETHANE COATED	1000MM DENIER POLYETHYLENE



SIZE	WEIGHT	TYPE	BODY	FLOORING
9' X 6' X 68	6 LBS	SUN SHELTER	600MM POLYURETHANE COATED	NO FLOOR

**BC-2000****GRAND VIEW****FEATURES**

- SHOCK CORDED FIBERGLASS POLES
- MESH SIDE / BACK PANELS FOR MAXIMUM AIRFLOW
- SAND POCKETS FOR ADDED STABILITY IN WINDY CONDITIONS
- EXTREMELY LIGHT, COMPACT, EASY TO CARRY
- GREAT FOR THE CAMPGROUND, BEACH, AND PARK
- COMPLETE WITH STORAGE BAG & STAKES



SIZE	WEIGHT	TYPE	BODY	FLOORING
49"X86.5"X47"	4.85 LBS	POP-UP SUN SHELTER	600MM POLYURETHANE COATED	1000MM DENIER POLYETHYLENE




BC-3000
ISLAND SHELTER

FEATURES

- EASY SET UP POP-UP FEATURE
- MESH STORAGE POCKETS
- 2 LARGE ZIP DOWN WINDOWS FOR VENTILATION
- DURABLE WATER RESISTANT LAMINATED FLOOR
- SAND POCKETS FOR ADDED STABILITY IN WINDY CONDITIONS
- PRIVACY DOOR (EXTENDED FLOOR FOLDS UPWARDS)
- COMPLETE WITH STAKES & CARRYING BAG




SIZE	WEIGHT	TYPE	BODY	FLOORING
10' X 10' X 84"	8 LBS	SCREEN HOUSE	600MM POLYURETHANE COATED	NO FLOOR

**GZ-20****BIG BREEZE****FEATURES**

- 2 ZIPPERED DOORS
- 190T POLYESTER FABRIC TOP
- POLYETHYLENE SPLASH GUARD
- EXTREMELY LIGHT, COMPACT, EASY TO CARRY
- 9.5MM SHOCK CORDED FIBERGLASS POLES SPEED CLIP ASSEMBLY
- GREAT FOR THE CAMPGROUND, BEACH, AND PARK
- COMPLETE WITH STORAGE BAG & STAKES



SIZE	WEIGHT	TYPE	BODY	FLOORING
12' X 12'	15 LBS	SCREEN HOUSE	600MM POLYURETHANE COATED	NO FLOOR



GZ-23

BIGGER BREEZE

FEATURES

- 2 ZIPPERED DOORS
- 190T POLYESTER FABRIC TOP
- POLYETHYLENE SPLASH GUARD
- EXTREMELY LIGHT, COMPACT, EASY TO CARRY
- GREAT FOR THE CAMPGROUND, BEACH, AND PARK
- COMPLETE WITH STORAGE BAG & STAKES
- 9.5MM SHOCK CORDED FIBERGLASS POLES SPEED CLIP ASSEMBLY & SLEEVES



SIZE	WEIGHT	TYPE	BODY	FLOORING
11.5' X10'X9.6'	XLBS	HUB SCREEN HOUSE	600MM POLYURETHANE COATED	NO FLOOR

**GZ-HUB-22****APEX SCREEN HOUSE****FEATURES**

- 1 ZIPPERED DOORS
- 190T POLYESTER FABRIC TOP
- POLYETHYLENE SPLASH GUARD
- 9.5MM SHOCK CORDED FIBERGLASS POLES SPEED CLIP ASSEMBLY
- GREAT FOR THE CAMPGROUND, BEACH, AND PARK
- COMPLETE WITH STORAGE BAG & STAKES



CANOPIES



GZ-32

SHADE 32

FEATURES


- 64 SQ FT OF SHADE (10 X10)
- QUICK SET-UP & 3 HEIGHT OPTIONS
- VENTED TOP W/ SILVER COATING
- HEAVY-DUTY ADJUSTABLE STEEL POLES
- STEEL FOOT PADS

SIZE	WEIGHT	BODY (COVER)	FRAME
10' X 10' BASE	24 LBS	POLYESTER SILVER COATED	POWDER COATED STEEL





SIZE	WEIGHT	BODY (COVER)	FRAME
7' X 7'	18	POLYESTER SILVER COATED	POWDER COATED STEEL




GZ-31 **BACKPACK SHADE**

FEATURES

- 1-PIECE STEEL FRAME
- RAIN RESISTANT 190T POLYESTER TOP
- SILVER COATED BACKING PROVIDES 99% UV PROTECTION
- BACK WALL FOR SHADE
- NO ASSEMBLY REQUIRED
- FITS IN PROVIDED 600D BACKPACK
- INCLUDES CANOPY, INTEGRATED WALL, 600D BACKPACK AND 4 STAKES



SIZE	WEIGHT	BODY (COVER)	FRAME
10'X10' BASE	40 LBS	SILVER COATED	POWDER COATED STEEL



GZ-50
SHADE 50 DELUXE

FEATURES

- 100 SQ FT OF SHADE (10 X10)
- QUICK SET-UP & 3 HEIGHT OPTIONS
- SILVER COATED CANOPY
- DURABLE REINFORCED CENTER POST FRAME
- 85" EAVE HEIGHT
- COMPLETE WITH CARRY BAG, TENT STAKES & GUY LINES



SIZE	WEIGHT	BODY (COVER)	FRAME
10'X10'X8'6	34	POLYESTER SILVER COATED	POWDER COATED STEEL



Canopy + Side Wall + 4 Sand Bags



WHEELIE BAG



GZ-34 CANOPY COMBO

FEATURES

- 100 SQ FT OF SHADE (10 X10 FT)
- SINGLE BACK-WALL • 4 SAND BAGS INCLUDED
- QUICK SET-UP & 3 HEIGHT OPTIONS
- HEAVY-DUTY ADJUSTABLE STEEL POLES
- PEAK HEIGHT 8'6 / WALL HEIGHT 6'2
- STEEL FOOT PADS
- VENTED TOP W/ SILVER COATING

COMPLETE WITH TENT STAKES , GUY LINES, & WHEELED STORAGE BAG



AVAILABLE COLORS:



SIZE	WEIGHT	BODY (COVER)	FRAME
10' X 10' X 8'6"	33 LBS	POLYESTER	POWDER COATED STEEL



GZ-35

10 x 10 CANOPY

FEATURES

- 100 SQ FT OF SHADE (10 X 10 FT)
- SILVER COATED TOP
- QUICK SET-UP & 3 HEIGHT OPTIONS
- HEAVY-DUTY ADJUSTABLE STEEL POLES
- PEAK HEIGHT 8'6" / WALL HEIGHT 6'2"
- STEEL FOOT PADS
- COMPLETE WITH WHEELED CARRY BAG, TENT STAKES & GUY LINES





SIZE	WEIGHT	BODY (COVER)	FRAME
10' X 10' BASE	28 LBS	POLYESTER STARS AND STRIPES	POWDER COATED STEEL

ALSO TRY:



GZ-37

10 X 10 AMERICAN

FEATURES

- 100 SQ FT OF SHADE (10 X 10 FT)
- QUICK SET-UP & 3 HEIGHT OPTIONS
- HEAVY-DUTY ADJUSTABLE STEEL POLES
- SILVER-COATED TOP
- STEEL FOOT PADS
- COMPLETE WITH TENT STAKES, GUY LINES, & STORAGE BAG



SIZE	WEIGHT	BODY (COVER)	FRAME
12' X 12'	34 LBS	POLYESTER	POWDER COATED STEEL



GZ-40

12 X 12 CANOPY

FEATURES

- 12' X 12' CANOPY
- QUICK SET-UP & 3 HEIGHT OPTIONS
- HEAVY-DUTY ADJUSTABLE STEEL POLES
- STEEL FOOT PADS
- PACKS INTO CARRY BAG
- SILVER COATED TOP
- COMPLETE WITH WHEELED CARRY BAG, TENT STAKES & GUY LINES

*** CANOPY NOT INCLUDED***

**GZ-WALL**

AVAILABLE COLORS:

**FEATURES**

- | COLOR: BLUE, STARS AND STRIPES
- | TYPE: CANOPY WALL
- | SIZE: 10 FOOT WALL
- | COVER: POLYESTER
- | STANDARD SIZE TO FIT 10 X 10 CANOPY

*** CANOPY NOT INCLUDED***

**GZ35-SCREEN****FEATURES**

- | SCREEN FOR CANOPIES
- | REMOVEABLE
- | MESH SCREEN
- | FITS 10 X 10 STRAIGHT LEG CANOPIES

*** CANOPY NOT INCLUDED***

**GZ-BAG****FEATURES**

- | ANCHORS ANY CANOPY
- | STRAPS AROUND CANOPY LEG
- | EASY TO ATTACH
- | EASY FILL OPENING WITH VELCRO CLOSURE
- | FILL WITH SAND OR GRAVEL
- | SET OF 4



SLEEPING BAGS

ALL SLEEPING BAGS COME WITH A COMPRESSION STUFF BAG AND FEATURE HOLLOWCORE FIBER INSULATION TO PROVIDE GREATER LOFT AND WARMTH.



* CONTOUR INSULATED HOOD

XSGTECH

SIZE	RATING
90" X 34" X 22"	10-15°

FEATURES

INS. WEIGHT	3 LBS
COVER	230T DIAMOND RIPSTOP NYLON
WEIGHT	4.15 LBS
INSULATION	4 HOLE MICRO
LINER	210T SOFT MICROFIBER





* 2 BAGS ZIP TOGETHER

A1001

SIZE	RATING
33" X 75"	40-50°

FEATURES

INS. WEIGHT	3 LBS
COVER	POLYESTER
WEIGHT	3.5 LBS
INSULATION	HOLLOW CORE FIBER
LINER	POLYESTER



* 2 BAGS ZIP TOGETHER

CM1001

SIZE	RATING
33" X 75"	40-50°

FEATURES

INS. WEIGHT	3 LBS
COVER	POLYESTER
WEIGHT	4.4 LBS
INSULATION	HOLLOW CORE FIBER
LINER	BRUSHED POLYESTER TRICOT



* 2 BAGS ZIP TOGETHER

MD4004

SIZE	RATING
33" X 75"	30-40°

FEATURES

INS. WEIGHT	4 LBS
COVER	POLYESTER
WEIGHT	4.6 LBS
INSULATION	HOLLOW CORE FIBER
LINER	POLY COTTON FLANNEL



* 2 BAGS ZIP TOGETHER

FM-6006

SIZE	RATING
34" X 80"	25-35°

FEATURES

INS. WEIGHT	5 LBS
COVER	POLY COTTON
WEIGHT	7 LBS
INSULATION	DOUBLE LAYER HOLLOW CORE
LINER	COTTON FLANNEL



* 2 BAGS ZIP TOGETHER

MT7007

SIZE	RATING
39" X 84"	-20°

FEATURES

INS. WEIGHT	7 LBS
COVER	HEAVY POLY FABRIC
WEIGHT	10 LBS
INSULATION	DOUBLE LAYER HOLLOW CORE
LINER	COTTON FLANNEL



* 2 BAGS ZIP TOGETHER

M8008

SIZE	RATING
39" X 84"	-30°

FEATURES

INS. WEIGHT	8 LBS
COVER	HEAVY COTTON
WEIGHT	12 LBS
INSULATION	DOUBLE LAYER HOLLOW CORE
LINER	COTTON FLANNEL



XSG1313

SIZE	RATING
84" X 33" X 22"	10-15°

FEATURES

INS. WEIGHT	3 LBS
COVER	210T RIPSTOP POLYESTER
WEIGHT	4.25 LBS
INSULATION	HOLLOW CORE FIBER
LINER	170T POLYESTER



M2525

SIZE	RATING
91" X 32" X 22"	-25°

FEATURES

INS. WEIGHT	5 LBS
COVER	POLYESTER
WEIGHT	5.1 LBS
INSULATION	7 HOLE HOLLOW CORE
LINER	POLYESTER



'INCLUDES ADJUSTABLE
HEATING ELEMENT'

'HEATED SLEEPING BAG

XSG-2020

SIZE	RATING
33" X 75"	VARIES

FEATURES

INS. WEIGHT	3.6 LBS
COVER	POLYESTER
WEIGHT	4.4 LBS
INSULATION	HOLLOW CORE FIBER
LINER	POLYESTER



*BACKPACK CARRY BAG INCLUDED

JR-004

SIZE	RATING
28" X 55"	50°

FEATURES

INS. WEIGHT	2 LBS
COVER	POLYESTER
WEIGHT	2.5 LBS
INSULATION	HOLLOW CORE FIBER
LINER	POLYESTER



*OPENS FULL



*SCULPTURED HOOD

XLITE

SIZE	RATING
83" X 30"	40-50°

FEATURES

INS. WEIGHT	1.4 LBS
COVER	DIAMOND RIPSTOP
WEIGHT	1.4 LBS
INSULATION	ULTRA LIGHT HOLE FIBER
LINER	210T SOFT MICRO FIBER



X-BLKT-M



M- 75" X 52"
XL- 84" X 80"

X-BLKT-L



SIZE	RATING
SEE ABOVE	50°

FEATURES

INS. WEIGHT	90 GM
COVER	320T SOFT MICROFIBER
WEIGHT	2 LBS (MED) 3 LBS (XL)
INSULATION	ULTRA LIGHT HOLE FIBER
LINER	320T SOFT MICROFIBER

**971**

SIZE	WEIGHT
84" X 33" X 22"	2 LBS

FEATURES

MATERIAL: NON-PILL FLEECE AND POLYESTER
 FULL ZIP
 MACHINE WASHABLE
 INCLUDES SELF-COMPRESSING WEBBING STRAP

**XB-LINER**

SIZE	WEIGHT
86" X 32"	5 LBS

FEATURES

MATERIAL: NON-PILL FLEECE AND POLYESTER
 FULL ZIP
 MACHINE WASHABLE
 INCLUDES SELF-COMPRESSING WEBBING STRAP

**989**

SIZE	WEIGHT
PILLOW: 16" X 12"	.15 LBS

FEATURES

CAMPING PILLOW
 INCLUDES STUFF BAG
 EASY TO INFLATE
 SOFT AND COMFORTABLE NYLON





FLOOR MATS



FM-73-SS



FM-73

SIZE

108" X 144"

FEATURES

- LIGHTWEIGHT
- 100% POLY PROPYLENE
- MOLD & MILDEW RESISTANT
- JACQUARD WEAVE
- EASY TO STORE
- INCLUDES CARRY BAG





FM-36

SIZE

36" X 72"



FEATURES

- | FLOOR MAT
- | LIGHTWEIGHT
- | 100% POLY PROPYLENE
- | MOLD & MILDEW RESISTANT
- | JACQUARD WEAVE
- | EASY TO ROLL UP
- | INCLUDES STORAGE STRAPS



FM-72

SIZE

72" X 106"



FEATURES

- | FLOOR MAT
- | LIGHTWEIGHT
- | 100% POLY PROPYLENE
- | MOLD & MILDEW RESISTANT
- | JACQUARD WEAVE
- | EASY TO STORE
- | INCLUDES CARRY BAG



FM-#-SS

FM-72-SS

72" X 106"

FM-73-SS

108" X 144"

FEATURES

- | FLOOR MAT
- | LIGHTWEIGHT
- | 100% POLY PROPYLENE
- | MOLD & MILDEW RESISTANT
- | JACQUARD WEAVE
- | EASY TO STORE
- | INCLUDES CARRY BAG



* TWO SIZES AVAILABLE

SLEEPING PADS



**** FOUR SIZES AVAILABLE ****

980 SERIES

980	981	982	983
72" X 20" X 1"	72"X20"X 1.25"	78" X 25" X 2"	78" X 30" X 3"

FEATURES

- SELF-INFLATING MATTRESS
- 75D POLYESTER PONGEE PVC
- ELASTIC STRAPS
- INCLUDES STUFF BAG
- RECTANGULAR DIAMOND CUT





984
SIZE

72" X 20" X 1"

FEATURES

- SELF INFLATING MATTRESS
- STUFF BAG & ELASTIC STRAPS
- 210T / PVC
- PU FOAM DIAMOND CUT


990
SIZE

75"X22"X2"

FEATURES

- TYPE: AIR MAT
- EASY TO INFLATE
- LIGHT WEIGHT: 1.5 LBS
- 40 D NYLON (TPU)
- STUFF BAG INCLUDED


999
SIZE

75"X22"X2"

FEATURES

- FLOOR MAT
- LIGHTWEIGHT
- 100% POLY PROPYLENE
- MOLD & MILDEW RESISTANT
- JACQUARD WEAVE
- EASY TO STORE
- INCLUDES CARRY BAG



CHAIRS



QAC

SIZE

20.5" X 19" X 34.5"



FEATURES

- TYPE: QUAD FOLDING CHAIR
- FOAM PADDED BACK
- FOAM PADDED ARM RESTS
- CUP HOLDER
- COMES WITH STORAGE BAG





QAC-PRINT

SIZE

21" X 21" X 33.5"

COMES IN ASSORTED PRINTS

FEATURES

- TYPE: QUAD FOLDING CHAIR
- FOAM PADDED BACK
- FOAM PADDED ARM RESTS
- CUP HOLDER
- COMES WITH STORAGE BAG



QAC-MESH


SIZE

21" X 21" X 33.5"



FEATURES

- TYPE: MESH FOLDING CHAIR
- VENTED MESH BACK PANEL
- ARM RESTS
- CUP HOLDER
- COMES WITH STORAGE BAG



QAC-KIDS

SIZE

15" X 14" X 21.5"



FEATURES

- TYPE: KIDS CHAIR
- FOAM PADDED BACK & ARMS
- CUP HOLDER
- HEAVY DUTY STEEL FRAME
- COMES WITH STORAGE BAG



QAC-SS

SIZE

21" X 20" X 33.5"

FEATURES

TYPE: STARS AND STRIPES CHAIR
ARM RESTS
CUP HOLDER
COMES WITH STORAGE BAG



QAC-CAMO

SIZE

21" X 20.5" X 34"



FEATURES

TYPE: QUAD FOLDING CHAIR
FOAM PADDED BACK
FOAM PADDED ARM RESTS
CUP HOLDER
COMES WITH STORAGE BAG



QAC-BIGBOY

* OVERSIZED *

24" X 23.5" X 36"



FEATURES

TYPE: OVERSIZED QUAD FOLDING CHAIR
FOAM PADDED BACK & ARMS
CUP HOLDER
HEAVY DUTY STEEL FRAME
350LBS CAPACITY
COMES WITH STORAGE BAG



QAC-MEGA

SIZE

25" X 22.5" X 43"



FEATURES

- 400LB WEIGHT CAPACITY
- HEAVY FOAM PADDED BACK & ARMS
- DOUBLE CUP HOLDER (FITS MOST INSULATED BOTTLES)
- MAGAZINE ACCESSORY POCKET
- REINFORCED FRONT LOAD BEARING SUPPORTS
- COMES WITH OVERSIZE STORAGE BAG



Q-ARM

SIZE

18" X 21" X 37"

FEATURES

- TYPE:QUAD FOLDING CHAIR
- STURDY BUILD
- SOLID STEEL PADDED ARM REST
- BUILT IN CUP HOLDER
- MESH BACK
- COMES WITH STORAGE BAG



Q-DIR-TABLE

SIZE

18" X 17" X 33"



FEATURES

- TYPE: KIDS CHAIR
- FOAM PADDED BACK & ARMS
- CUP HOLDER
- HEAVY DUTY STEEL FRAME
- COMES WITH STORAGE BAG



Q-DIR-TAB-COOL

SIZE

21" X 20" X 33.5"



FEATURES

TYPE: DIRECTOR'S CHAIR W COOLER
 ATTACHED FOLD-OUT TABLE
 ATTACHED FOLD OUT COOLER
 PADDED ARM REST
 EASY TO FOLD & STORE



Q-DIR-ROCK

SIZE

20.5" X 15" X 32"

FEATURES

TYPE: ROCKING DIRECTORS CHAIR
 ROCKING CHAIR
 STURDY BUILD
 SOLID STEEL PADDED ARM REST
 COMES WITH STORAGE BAG



Q-LOW-CHAIR

* OVERSIZED *

27" X 26" X 21"

FEATURES

LOW SEAT PROVIDES OFF-GROUND COMFORT
 FOLDS DOWN FLAT FOR EASY STORAGE
 DURABLE STEEL FRAME
 COMPACT SIZE FOR EASY TRAVEL



Q-SUSPENDED

SIZE

32" X 15" X 19"

FEATURES

- PORTABLE SUSPENDED SWING CHAIR
- EXTRA PADDING AT THE LEGS, ARMRESTS, AND SHOULDER PANEL
- COMPACT SIZE FOR EASY TRAVEL
- FOLDS FOR EASY STORAGE



Q-MOON

SIZE

12" X 10" X 42"



FEATURES

- EXTRA-WIDE PADDED CHAIR FOR EXTRA COMFORT
- STURDY POWDER-COATED STEEL FRAME
- FOLDS FOR EASY TRANSPORT
- SUPPORTS UP TO 225 LBS.
- COMES WITH STORAGE BAG



CK-161-STEEL

SIZE

24" X 21.5" X 26"

FEATURES

- TYPE: COLLAPSABLE BUCKET CHAIR
- MESH PANEL FOR COOLING AIR FLOW
- SINGLE SHOCK-CORDED POLE STRUCTURE FOR EASY SETUP
- EASILY COMPACTS TO 4.5' X 14' X 5" INCHES FOLDED
- EASY TRANSPORT



CK-161-ALUMI

SIZE

13" X 22" X 26"

FEATURES

- TYPE: COLLAPSABLE BUCKET CHAIR
- MESH PANEL FOR COOLING AIR FLOW
- SINGLE SHOCK-CORDED POLE STRUCTURE FOR EASY SETUP
- EASILY COMPACTS TO 4.5" X 14" X 5" INCHES FOLDED
- EASY TRANSPORT



Q-STOOL

SIZE

16" X 12.5" X 12"



FEATURES

- TYPE: 4 LEG FOLDING STOOL
- RUGGED 600 DENIER POLY
- COMES WITH STORAGE BAG & CARRY STRAPS



Q-SWIVEL

SIZE

14" X 13" X 16"



FEATURES

- TYPE: 3 LEG FOLDING SWIVEL STOOL
- SWIVELS 360°
- FOLDS DOWN COMPACT
- COMES WITH STORAGE BAG & CARRY STRAPS



Q-TRI

SIZE

16.5" X 18" X 29"



FEATURES

- TYPE: FOLDING CAMP CHAIR
- 3 LEG CAMPING CHAIR
- COMES WITH CARRY STRAP



Q-STOOL-BACKREST

SIZE

11" X 11" X 24"

FEATURES

- TYPE: FOLDING CHAIR
- EASY TO CARRY
- CARRY STRAP
- ZIPPER FRONT COMPARTMENT



Q-SWIVEL-BACKREST

SIZE

14" X 16" X 31"



FEATURES

- TYPE: SWIVEL CHAIR
- PADDED BACK REST
- CUSHIONED SEAT
- SWIVELS 360°
- EASY TO FOLD & STORE



Q-0-LOUNGE-COMBO

LOUNGER

20"X63.5"

TABLE

20"X 20"X 19.5"

FEATURES

- TYPE: 2 LOUNGE CHAIRS WITH TABLE
- P.O.P. DISPLAY BOX INCLUDED
- POWDER COATED STEEL FRAME
- DURABLE OXFORD FABRIC
- PADDED HEADREST
- ADJUSTABLE LOCKING POSITION
- TABLE INCLUDES 2 CUP HOLDERS

Q-0-LOUNGE

SIZE

21.5" X 62.5"



FEATURES

- TYPE: LOUNGE CHAIR
- POWDER COATED STEEL FRAME
- TEXTILINE MESH
- ADJUSTABLE PADDED HEADREST
- ADJUSTABLE LOCKING POSITION





Q-0-LOUNGE-SS

SIZE

21.5" X 62.5"

FEATURES

TYPE: LOUNGE CHAIR
POWDER COATED STEEL FRAME
TEXTILINE MESH
ADJUSTABLE PADDED HEADREST
ADJUSTABLE LOCKING POSITION



Q-0-LOUNGE-CAMO

SIZE

21.5" X 62.5"



FEATURES

TYPE: CAMO LOUNGE CHAIR
POWDER COATED STEEL FRAME
DURABLE PADDED OXFORD
PADDED HEADREST
ADJUSTABLE LOCKING POSITION



Q-0-LOUNGE-MESH

SIZE

20.5" X 64.5"



FEATURES

TYPE: RECTANGLE FRAME LOUNGE CHAIR
POWDER COATED STEEL FRAME
PADDED MESH BODY
LARGE ARM RESTS
ADJUSTABLE PILLOW
ADJUSTABLE LOCKING POSITION



Q-0-XL-LOUNGE

SIZE

24" X 64.5"



FEATURES

TYPE: RECTANGLE FRAME JUMBO LOUNGE CHAIR
POWDER COATED STEEL FRAME
LARGE ARM RESTS
ADJUSTABLE PILLOW
ADJUSTABLE LOCKING POSITION
2 TONE TEXTILINE MESH



Q-ROCKER

SIZE

21.5" X 18" X 43"



FEATURES

TYPE: ROCKING CHAIR
POWDER COATED STEEL FRAME
PADDED DURABLE OXFORD FABRIC
ADJUSTABLE PILLOW
EASY TO STOW AND STORE



Q-0-LOUNGE-BED

SIZE

70" X 25.5" X 39"

FEATURES

TYPE: LOUNGER BED
POWDER COATED STEEL FRAME
LARGE ARM RESTS
ADJUSTABLE PILLOW



Q-COT

SIZE

28.5" X 16.5" X 77"



FEATURES

- TYPE: MILITARY COT
- REINFORCED FRAME
- 6 LEGS & REINFORCEMENT BARS
- EASY SET-UP
- COMES WITH STORAGE BAG

Q-QF-COT

SIZE

25" X 73" X 15"

FEATURES

- TYPE: COLLAPSIBLE COT
- 16MM STEEL TUBE FRAME
- POWDER COATED FRAME
- 600 DOUBLE POLYESTER FABRIC
- COMES WITH STORAGE BAG

Q-XXL-COT

SIZE

85" X 39" X 22.5"

FEATURES

- TYPE: EXTRA-LARGE COLLAPSIBLE COT
- WEIGHT CAPACITY: 500 LBS
- EASY VELCRO ASSEMBLY SYSTEM
- EXTRA LARGE SIZE FOR COMFORT
- STRONG 6 LEGS & CROSSBARS
- EASY SET-UP
- FOLDS COMPACT INTO INCLUDED STORAGE BAG

* CHAIR NOT INCLUDED



Q-0-TRAY

SIZE

FITS LOUNGERS

FEATURES

- ATTACHES TO SIDE OF LOUNGE CHAIR
- FITS MOST LOUNGE CHAIRS
- 2 CUP HOLDERS
- PHONE COMPARTMENT
- MAGAZINE COMPARTMENT

Q-UMB

SIZE

38" X 29"



FEATURES

- TYPE: ADJUSTABLE UMBRELLA
- 360° ADJUSTABLE CLIP
- FLEXIBLE HANDLE
- STORES INTO COMPACT CARRY BAG
- CLIPS TO ANYTHING

Q-STADIUM

SIZE

16" X 16" X 16"

FEATURES

- TYPE: FOLDABLE STADIUM CHAIR
- EASY CARRY
- ARMS FOR EXTRA COMFORT
- REINFORCED METAL FRAME
- MESH BACKING



Q-WAGON

SIZE

35.5" X 19.5" X 13"

FEATURES

TYPE: WAGON
 COLLAPSIBLE FOR EASY STOW
 EXTENDABLE HANDLE
 MESH CUP HOLDERS



Q-WAGON-OT

SIZE

35.5" X 19.5" X 13"

FEATURES

TYPE: ALL TERRAIN WAGON
 COLLAPSIBLE FOR EASY STOW
 OFF TERRAIN WHEELS
 EXTENDABLE HANDLE
 MESH CUP HOLDERS





GEAR BAGS



ACTION-12 HYDRATION

XHB-049

SIZE

2 LITER



FEATURES

- 2 LITER HYDRATION BLADDER INCLUDED
- FRONT MESH COMPARTMENT
- PADDED SHOULDER STRAPS
- VENTILATION AIR FLOW BACK
- 3 ZIPPER COMPARTMENT





DROPLET HYDRATION

XHB-010

SIZE

2 LITER

FEATURES

- 2L HYDRATION BLADDER INCLUDED
- VELCRO HYDRATION POUCH
- ELASTIC CROSS TOGGLE CORD
- LIGHT WEIGHT, EASY TRAVEL



DESERT SPRINGS HYDRATION

XHB-020

SIZE

2 LITER



FEATURES

- 2L HYDRATION BLADDER INCLUDED
- SIDE MESH STUFF POCKETS
- FRONT ZIPPER COMPARTMENT
- PADDED SHOULDER STRAPS
- ADJUSTABLE STERNUM STRAPS



TANK HYDRATION BAG

XHB-030

SIZE

2 LITER

FEATURES

- 2L HYDRATION BLADDER INCLUDED
- OUTER MESH UTILITY POCKET
- PADDED SHOULDER STRAPS
- ADJUSTABLE STERNUM STRAPS
- COMPRESSION STRAPS



PEAK HYDRATION

XHB-050

SIZE

2 LITER



FEATURES

- | 2 LITER HYDRATION BLADDER INCLUDED
- | DURABLE RIPSTOP SHELL FABRIC
- | ADJUSTABLE SHOULDER STRAPS
- | MESH PADDED BACK
- | 6 ACCESSORY POCKETS
- | EXPANDING MAIN COMPARTMENT
- | REFLECTIVE SAFETY DAISY CHAIN



DRIFTER

XHB-015

SIZE

2 LITER

FEATURES

- | 2 LITER HYDRATION
- | ADJUSTABLE SHOULDER STRAPS
- | MESH PADDED BACK
- | DURABLE RIPSTOP FABRIC
- | ELASTIC CROSS TOGGLE CORD



2L BLADDER

XHB-BDR

SIZE

2 LITER

FEATURES

- | 2 LITER CAPACITY
- | 3FT HYDRATION HOSE
- | BITE VALVE SYSTEM
- | WIDE MOUTH FULL CAP
- | EASY TO FILL CAP HANDLE

**DISCOVERY****AB-0752**

SIZE	WEIGHT
25 LITER	X LBS

FEATURES

- 2 ZIPPERED POCKETS
- 2 SIDE MESH POCKETS
- ADJUSTABLE SHOULDER STRAPS
- ADJUSTABLE WAIST BELT
- BUILT IN RAIN COVER
- PADDED MESH BACK

**FUJI FRAME PACK****AB-0757**

SIZE	WEIGHT
30 LITER	2.9 LBS

FEATURES

- 3 ZIPPER POCKETS
- EXTENDABLE BOTTLE POCKETS
- DOUBLE TREK POLE STRAPS
- ADJUSTABLE SHOULDER STRAPS
- VENTILATION MESH BACK & SHOULDER STRAPS

**TRAJECTORY****AB-0759**

SIZE	WEIGHT
40 LITER	X LBS

FEATURES

- TOP AND BOTTOM ZIPPERED ENTRY
- 2 SIDE MESH POCKETS
- ADJUSTABLE PADDED SHOULDER STRAPS
- ADJUSTABLE WAIST BELT
- BUILT IN RAIN COVER
- TRAMPOLINE VENTED MESH BACK



GLACIER FRAME PACK

AB-0747

SIZE	WEIGHT
60 LITER	4.2 LBS



FEATURES

- ADJUSTABLE FRAME SYSTEM
- STOW-A-WAY RAIN COVER
- DUAL-ENTRY COMPARTMENT
- PADDED HIP BELT
- VENTILATION MESH BACK & SHOULDER STRAPS



ZION FRAME PACK

AB-0712

SIZE	WEIGHT
40 LITER	3.6 LBS



FEATURES

- 4 ZIPPER POCKETS
- HYDRATION COMPATIBLE
- EXTENDABLE BOTTLE POCKETS
- MESH SUSPENSION SYSTEM
- VENTILATION MESH BACK & SHOULDER STRAPS



ARCHES FRAME PACK

AB-0713

SIZE	WEIGHT
40 LITER	2.5 LBS



FEATURES

- DURABLE RIPSTOP FABRIC
- EXTENDABLE BOTTLE POCKETS
- LIGHT WEIGHT CONTOURED FOAM PADDING
- ADJUSTABLE STERNUM STRAP
- HYDRATION COMPATIBLE
- 2 TOP ZIPPERED ACCESSORY POCKETS
- ADJUSTABLE PADDED HIP BELT



THE HIGHLAND FRAME PACK

AB-0749

SIZE	WEIGHT
70 + 10 LITERS	4.4 LBS



FEATURES

- ZIPPER ACCESSORY POCKETS
- INCLUDES RAIN COVER
- ADJUSTABLE SUSPENSION SYSTEM
- DOUBLE DAISY CHAIN
- VENTILATION MESH BACK



LONG HAUL

AB-0750

SIZE	WEIGHT
70 INTERNAL + 15	5.1 LBS

FEATURES

- 55 L FRAME HYDRATION PACK
- 15L DETACHABLE PACK
- 2L BLADDER INCLUDED
- WATERTIGHT ZIPPERS
- PADDED HIPBELT W/ ACCESSORY POCKETS
- ADJUSTABLE SHOULDER STRAP POSITION
- RAIN COVER



FLASH PACK

AB-0722

SIZE	WEIGHT
22 LITER	13 OZ.



FEATURES

- ULTRALIGHT AND COMFORTABLE
- HYDRATION COMPATIBLE
- WAISTBELT AND STERNUM STRAP
- STASH SIDE POCKETS HOLD WATER BOTTLES AND OTHER TRAIL ESSENTIALS
- PADDED BACK FOR COMFORT



KIDS DAY PACK

AB-KIDS

SIZE	WEIGHT
18 LITER	17 OZ.



FEATURES

- SIZED FOR KIDS
- PADDED HIPBELT FOR EXTRA COMFORT
- HYDRATION BLADDER COMPATIBLE
- MULTIPLE COMPARTMENTS
- REFLECTIVE COMPONENTS FOR EXTRA SAFETY



HIPBELT POCKET

AB-HIPBELT

SIZE	WEIGHT
6.6" X 4.3"	1.3 OZ.

FEATURES

- ADDS EXTRA STORAGE TO HIP BELT
- ATTACHES DIRECTLY TO ANY HIPBELT STRAP
- ZIPPERED CLOSURE
- FITS MOST HIPBELTS / WAIST STRAPS



XDB-950 : 18" X 10"
XDB-951 : 24" X 12"
XDB-952 : 30" X 14"
XDB-953 : 36" X 14"
XDB-954 : 42" X 14"

THE FLEET SERIES

XDB SERIES

SIZE

SEE ABOVE

FEATURES

RUGGED 600 DENIER PVC SHELL
 SHOULDER STRAP
 SWIVEL BUCKLES
 ZIPPERED ACCESSORY POCKET
 PACKS INTO ZIPPERED STORAGE BAG



AB-4436 : 42 LITER
AB-4437 : 70 LITER
AB-4438 : 95 LITER
COMBO : 12 PACK: 4 OF EACH SIZE

EXPEDITION SERIES

AB SERIES

SIZE

SEE ABOVE

FEATURES

TARPAULIN BODY
 1680D POLYESTER BOTTOM
 LINED INTERIOR WITH POCKETS
 SELF-REPAIRING COIL ZIPPER
 TOP DOUBLE ZIPPER ACCESS



DB-15: 15 LITER
DB-25 : 25 LITER
DB-35 35 LITER

WATERPROOF DRY BAG

DB SERIES

SIZE

SEE ABOVE

FEATURES

LIGHTWEIGHT TPU FABRIC
 WINDOW
 3 SIZES AVAILABLE



MEDIUM DRY DUFFLE BAG

AB-4435

AB-4435	AB-4460
35 LITER	60 LITER

FEATURES

- RF WELDED DOUBLE COATED FABRIC
- CRACK, CHEMICAL & ABRASION RESISTANT
- COMPRESSION STRAPS
- NEOPRENE PADDED HANDLE
- ADJUSTABLE & REMOVABLE SHOULDER STRAP



LARGE DRY DUFFLE BAG

AB-4460

AB-4435	AB-4460
35 LITER	60 LITER

FEATURES

- RF WELDED DOUBLE COATED FABRIC
- CRACK, CHEMICAL & ABRASION RESISTANT
- COMPRESSION STRAPS
- NEOPRENE PADDED HANDLE
- ADJUSTABLE & REMOVABLE SHOULDER STRAP



TACTICAL DAY PACK

TB-711

SIZE

35 LITER

FEATURES

- | HYDRATION COMPATIBLE
- | 600 DENIER POLYESTER
- | MULTIPLE COMPARTMENTS
- | MOLLE WEBBING
- | PADDED SHOULDER PADS



SLING BAG

TB-411

SIZE

8" X 12" X 6"



FEATURES

- | MOLLE WEBBING COMPATIBLE
- | PADDED CARRY HANDLE
- | MAIN PADDED SHOULDER STRAP W/ OR BUCKLES
- | SNAP CLOSURE CONCEALED CARRY SLEEVE ON BACK SIDE



3 LITER TACTICAL H²O

TB-010

SIZE

19" X 9" X 4"



FEATURES

- | 3 LITER H₂O BLADDER INCLUDED
- | AIR COOL MESH PADDED BACK PANEL
- | 1000 DENIER COVER
- | WIDE MOUTH OPENING
- | INSULATED HYDRATION TUBE



MEDIUM TRANSPORT

TB-511

SIZE

19" X 12" X 10"



FEATURES

- | MOLLE SYSTEM TACTICAL BACKPACK
- | 1000 DENIER COVER
- | EXPANSION & COMPRESSION CAPABILITY
- | "Y" STRAP SYSTEM ALLOWS FOR EXTRA CARRYING
- | AIR COOL MESH PADDED BACK PANEL
- | ZIPPER FRONT POCKETS W/ ZIPPER PULL
- | PADDED SHOULDER STRAPS

CAMO MEDIUM TRANSPORT

TB-511-CAMO

SIZE

19" X 12" X 10"



FEATURES

- | MOLLE SYSTEM TACTICAL BACKPACK
- | 1000 DENIER COVER
- | EXPANSION & COMPRESSION CAPABILITY
- | "Y" STRAP SYSTEM ALLOWS FOR EXTRA CARRYING
- | AIR COOL MESH PADDED BACK PANEL
- | ZIPPER FRONT POCKETS W/ ZIPPER PULL
- | PADDED SHOULDER STRAPS



2L TACTICAL H2O DAY PACK

TB-500

SIZE

19" X 11" X 8"



FEATURES

- 2 LITER H2O BLADDER INCLUDED
- PADDLED SHOULD STRAPS
- 1000 DENIER COVER
- 2 ACCESSORY POCKETS
- EXTERIOR MESH STORAGE POUCH



TACTICAL DUFFLE

TB-621

SIZE

45 LITER



FEATURES

- 3921 CUBIC INCHES (26" X 13" X 11.5")
- MOLLE SYSTEM CONVERTIBLE TRAVELER TACTICAL DUFFLE
- HIDEAWAY/ REMOVABLE PADDLED SHOULDER STRAP
- FOAM PADDLED BOTTOM (BACK)
- PADDLED HANDLE
- 1000 DENIER COVER
- ZIPPERED TOP ACCESS AND MULTI-COMPARTMENTS



LARGE 3 DAY

TB-880

SIZE

22" X 17" X 11"



FEATURES

- 4488 CUBIC INCHES
- INTERNAL COMPRESSION STRAPS
- CONTOUR PADDLED BACK PANELS
- 1000 DENIER COVER
- ZIPPER FRONT POCKETS
- PADDLED SHOULDER STRAPS



COOLERS



PARTY TOTE

SSP-10-COOL

SIZE	CAN CAPACITY
20 LITER	30 CAN

FEATURES

- MOLLE SYSTEM TACTICAL BACKPACK
- 1000 DENIER COVER
- EXPANSION & COMPRESSION CAPABILITY
- "Y" STRAP SYSTEM ALLOWS FOR EXTRA CARRYING
- AIR COOL MESH PADDED BACK PANEL
- ZIPPER FRONT POCKETS W/ ZIPPER PULL
- PADDED SHOULDER STRAPS



MALIBU COOLER

SSP-25-COOL

SIZE	CAN CAPACITY
18 LITER	24 CAN

FEATURES

- 18.5" X 15" X 6" // INSULATED COOLER BACKPACK
- DURABLE PVC TARPULIN SHELL FABRIC
- DOUBLE CLOSURE, VELCRO AND ROLL
- ACCESSORY ZIPPERED POCKET
- PADDED MESH BACK PANEL
- NO SWEAT EXTERIOR
- EXTRA THICK INSULATION FOR MAXIMUM EFFECT

7 ACCESSORIES INCLUDED:

- (1). 9" PS PLATE:2 PCS
- (2). 605 STAINLESS STEEL KNIFE:2 PCS
- (3). PS WINEGLASS:2 PCS
- (4). 605 STAINLESS STEEL FORK:2 PCS
- (5). 605 STAINLESS STEEL SPOON:2 PCS
- (6). COTTON NAPKIN:2 PCS

**PICNIC BACK PACK****SSP-11-PICNIC**

SIZE	CAN CAPACITY
17" X 12" X 7"	30 CAN

FEATURES

- SYNTHETIC LEATHER DECORATION.
- FRONT CUTLERY COMPARTMENT
- LRG BACK FOOD COMPARTMENT
- 1 INSULATED DETACHABLE WINE BOTTLE HOLDER.
- 1 ROLLED PICNIC BLANKET
- 6 DIFFERENT ACCESSORIES INCLUDED (SEE ABOVE)

FOLD OUT COOLER**SSP-COOL-TABLE**

SIZE	CAN CAPACITY
12" X 13" X 8"	24 CAN

FEATURES

- TRAVEL SIZED COOLER
- FOLD DOWN TABLE FOR CONVENIENCE
- 2 CUP HOLDERS
- SIDE MESH COMPARTMENT
- PADDED SHOULDER STRAP

ICE PACK**DB-20L-COOL**

SIZE	CAN CAPACITY
20 LITER	12 CAN

FEATURES

- INSULATED DRY BAG COOLER
- 16" X 15"
- PEVA LINING
- RFWELDED SEAMS
- PADDED SHOULDER STRAPS
- LEAK PROOF

SSP-COMBO**THESE COOLERS SOLD SEPARATELY OR AS A SET**

* BLUETOOTH COMPATIBLE

**GLACIER COOLER****SSP-30L-COOL**

SIZE	CAN CAPACITY
30 LITER	24 CAN

**FEATURES**

- 14" X 12" X 17.5"
- HOLDS ICE FOR 12 HOURS
- INTERIOR FOOD GRADE LINING
- PADDED SHOULDER STRAPS
- HIGH FREQUENCY WELDED SEAMS, DOUBLE LAMINATION
- ZIPPERED ACCESSORY POCKET

BUDDY COOLER**SSP-12**

SIZE	CAN CAPACITY
15 LITER	12 CAN

**FEATURES**

- 11" X 10" X 7.5"
- HOLDS ICE FOR 12 HOURS
- RF WELDED SEAMS, DOUBLE LAMINATION
- PADDED SHOULDER STRAP
- SMALLER SIZED FOR EASY TRAVEL

SPEAKER COOLER**SSP-COOL-SPEAKER**

SIZE	CAN CAPACITY
11.5" X 13" X 9"	24 CAN

FEATURES

- BUILT IN SPEAKERS
- TRAVEL SIZED COOLER
- PADDED SHOULDER STRAPS
- SIDE MESH COMPARTMENT
- FRONT ZIPPERED COMPARTMENT



FAIRBANKS TOTE

SS-15L-COOL

SIZE	CAN CAPACITY
15 LITER	28 CAN



FEATURES

- 18" X 10" X 12"
- WATER TYPE ZIPPERS
- PADDED SHOULDER STRAP
- FLIP TOP & HEAVY DUTY HANDLES
- HOLDS ICE FOR 24 HOURS
- LEAK PROOF
- NO SWEAT EXTERIOR
- RF WELDED SEAMS, DOUBLE LAMINATION

FAIRBANKS COOLER

SS-20L-COOL

SIZE	CAN CAPACITY
20 LITER	32 CAN

FEATURES

- HARD TOP COOLER
- 14" X 13" X 14"
- PADDED SHOULDER STRAP
- FLIP TOP & HEAVY DUTY HANDLES
- HOLDS ICE FOR 24 HOURS
- LEAK PROOF
- NO SWEAT EXTERIOR
- RF WELDED SEAMS, DOUBLE LAMINATION





BLANKETS



WATER-RESISTANT
PEVA BACKING



PICNIC BLANKET

FM-30

SIZE

59" X 53"

FEATURES

- SOFT & COMFORTABLE COTTON FEEL (POLY) PLAID
- WATER-RESISTANT PEVA BACKING
- BUILT IN CARRY STRAPS
- LIGHTWEIGHT: ONLY 1.4 LBS





OUTDOOR BLANKET

FM-31

SIZE

59" X 53"

FEATURES

- SOFT & COMFORTABLE COTTON FEEL (POLY)
- WATER-RESISTANT PEVA BACKING
- BUILT IN CARRY STRAPS
- LIGHTWEIGHT: ONLY 1.4 LBS



CAST IRON



DO-TRI

SIZE

43 INCH

TYPE

CAST IRON TRIPOD STAND





DUTCH OVEN

DO-2	DO-4	DO-6	DO-9	DO-12	DO-20
2.5 QUART	4 QUART	6 QUART	9 QUART	12QUART	20 QUART

DO-T-4	DO-T-6	DO-T-9	DO-T-20
4 QUART	6 QUART	9 QUART	20 QUART

AVAILABLE TREATED:



SKILLET

<i>DO-SK-6</i>	<i>DO-SK-8</i>	<i>DO-SK-10.5</i>	<i>DO-SK-12</i>	<i>DO-SK-15.5</i>
6 IN	8 IN	10.5 IN	12 IN	15.5 IN

<i>DO-T-SK-6</i>	<i>DO-T-SK-8</i>	<i>DO-T-SK-12</i>	<i>DO-T-SK-10.5</i>	<i>DO-T-SK-15.5</i>
6 IN	8 IN	12 IN	10.5 IN	15.5 IN

AVAILABLE TREATED:

DO-WOK-II**DO-WOK-I****DO-WOK-I****DO-WOK-I**

13 IN

TYPE

DO-WOK-1 : ATTACHED HANDLE
 AVAILABLE TREATED:
 DO-T-WOK-I

DO-WOK-II**DO-WOK-II**

14 IN

TYPE

AVAILABLE TREATED:
 DO-T-WOK-II



**DO-GR14****SIZE**

14 IN

TYPE

ROUND GRIDDLE

AVAILABLE TREATED:

DO-T-GR14

**DO-GR21****SIZE**

21" X 9"

TYPE

DOUBLE SIDED GRIDDLE

AVAILABLE TREATED:

DO-T-GR21

**DO-LFT****SIZE**

17 IN

TYPE

OVEN LID LIFTER



DO-HDSTK

SIZE

39 IN

TYPE

HOT DOG / MARSHMALLOW STICK



DO-HDSTK-2

SIZE

42IN EXTENDED

TYPE

HOT DOG / MARSHMALLOW STICK



DO-DRINK

DRINK HOLDER

4 INCHES WIDE

HEIGHT

32" TALL

TYPE

DRINK HOLDER STAKES
GROUND STAKES FOR CONVINIENCE



687 ANITA ST.
CHULA VISTA, CA 91911

(619) 231-4800

TOLL FREE (800) 848-9848

FAX (619) 231-1717

WORLDFAMOUSSPORTS.COM

SUPPORT@WORLDFAMOUSSPORTS.COM