

## Civil ENGINEERING IIT

Empowering Civil Engineers since 2015

# MS PROJECT



---

**ISO 9001-2015 Certified Institute**

# MS PROJECT

<b>INTRODUCTION TO MICROSOFT PROJECT</b>	View Resource Graph
Starting of Microsoft Project Toolbars Calendar View Gantt Chart View Critical Path Method	<b>CONTENT</b> Resource Leveling Methods Move Task Split Task Crunch Task Graphical Tracking
<b>DEFINING THE PROJECT</b>	<b>UPDATING AND TRACKING</b>
Starting a New Project Introduction To Calendar Calendar Types Defining Calendar Assigning Calendar In Gantt Chart Assigning Calendar To Project	Explain Updating & Tracking Using Baseline Updating Task With Actual Information Set Status Date And Update Project Inserting Percent Complete
<b>TASK AND ITS RELATIONSHIPS</b>	<b>TRACKING</b>
Entering Task Entering Duration Task Mode Milestone Predecessors Link Task Unlink Task Inserting Column Task Information Relationship Critical Path Slack Lead And Lag	Tabular Tracking
<b>WORK BREAKDOWN STRUCTURE</b>	<b>EARNED VALUE ANALYSIS</b>
About WBS How to Create WBS WBS Codes Create WBS Codes Renumbering WBS Codes	Earned Value BCWS BCWP ACWP Cost Variance About Earned Value Table Calculate Earned Value
<b>CONSTRAINTS AND RECURRING TASK</b>	<b>FILTERS AND GROUPS</b>
Constraints Setting Constraints Deadline Recurring Task	Filter Applying Filter to the Project Groups Applying Groups to the Project
<b>DEFINING AND ASSIGNING RESOURCES</b>	<b>MULTIPLE PROJECTS</b>
Resources About Resource Sheet Enter Resource Name In Resource Sheet Resource Types - Work, Material, Cost	Multiple Projects Viewing Multiple Projects Resource Sharing <b>CONTENT</b> Compare Projects Organizer
<b>RESOURCE ANALYSIS AND LEVELLING</b>	<b>CUSTOMIZATION AND FORMATING</b>
Resource Analysis	Custom Field Formating
	<b>REPORTS</b>
	Reports Procedure of Customize Report Visual Reports Customization In Visual Reports MACROS



## Vision

We aspire to create competitive manpower in the field of Civil Engineering by bridging the gap between academic learning and practical requirement of the industry.

---



## Objectives

- Promote Civil Engineering IIT Education & Technology in India
  - Collaborate to unite on a Professional front
  - Provide world class computer and engineering education
  - Organise paper presentation, conference & seminars and tech fests
  - Create an open platform for development of Civil Engineering Startup
- 



## Our Mission

### Represent, Lead and Serve

#### **Represent the Civil Engineering Sector/Industry**

We improve understanding of the civil engineering industry among decision makers and increase Awareness of the benefits that civil engineering brings to national and global economies.

We advocate for the interests of Civil Engineers in professional development.

#### **Leading the Civil Engineering Sector/Industry**

For over a years, we have developed Civil Engineering Professional Skills among multiple civil engineers upon which this industry is built. Our aim is to assist Civil Engineering industry by educating people and creating a Professionally developed competitive manpower.

#### **Serving the Civil Engineering Sector/Industry**

We help civil engineering industry to operate safely, smoothly and securely.

---

## OUR MENTORS

---



**Er. Subhash  
Pathak**



**Er. Shrirang  
Palande**



**Er. Prakash  
Medhekar**



**Er. Mahendra  
Avhad**



**Mr. Ujwal  
Tawde**



**Er. Rajesh  
Jujare**



**Er. Prakash  
Bhat**



**Er. Satish  
Kumar Nair**



**Er. Harshad  
Pandit**



**Mr. Sarang  
Acharya**



**Mr. Mayur  
Pangrekar**



**Mr. Shahaul  
Bagwan**



**Miss. Sharvari  
Barve**



**Er. Rupali  
Desai**



**Er. Kedar  
Shelar**



**Er. Mitesh  
Bhatt**



## Infrastructure

### For Classes:

The Institute Introduces new-age learning with digital classrooms. Our well equipped computer labs offers you the much-needed experience for the training.

### For Study:

You can utilise our library of over 1000+ reference books in various relevant topics to complete your study. Our Study room with over 35 facilities is available for you 24\*7.

### For Stay:

you can choose to stay at our hostel and connect with your peers to improve your studies. Our in-hostel mess facility offers hygienic and nutritious meals so that you can focus on your studies.



# OUR OFFICE AND CLASSROOM

---



# DISCOUNTS POLICY

## Discounts Policy

- Diploma / BE Student : **20%** Discount
- No Discount for MTech Student or passed out students
- Students need to carry I-card & Recommendation letter from college HOD on college Letterhead.

### A

#### On 100% Payment


- 8 days Prior to Batch: **10%**
- 15 Days Prior to Batch: **15%**
- 30 Days Prior to Batch: **25%**
- 60 Days Prior to Batch: **30%**

### B

#### Group Discounts on Booking at a Time

- 3+ Participants Group : **10%**
- 5+ Participants Group: **15%**
- 10+ Participants Group: **20%**
- 20+ Participants Group: **30%**
- 30+ Participants Group: **40%**
- 50+ Participants Group: **50%**


**A & B** can be clubbed together if **100%** Advance payment as per days decided.



## CEiIT APP

- ★ Explore Courses & Store
- ★ Stay in Batch
- ★ Make Payment, Take Receipts
- ★ Free Study Material, Test Series, Video Lectures

Download the App Now








# In

## INTERNSHIP APP

- ★ Explore Courses & Store
- ★ Stay in Batch
- ★ Make Payment, Take Receipts
- ★ Free Study Material, Test Series, Video Lectures

Download the App Now






# Tender GURU APP

- ★ Explore Courses & Store
- ★ Stay in Batch
- ★ Make Payment, Take Receipts
- ★ Free Study Material, Test Series, Video Lectures

Download the App Now



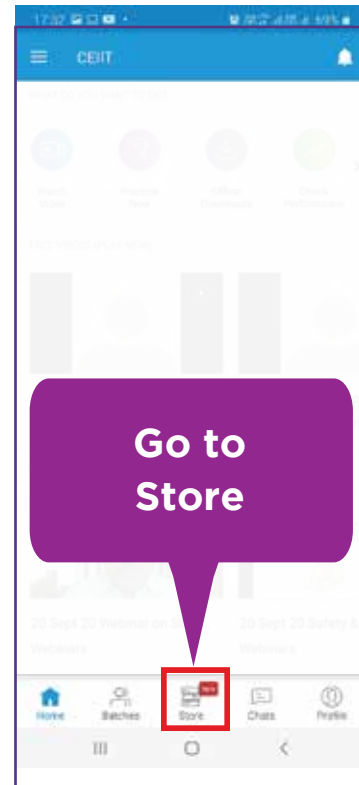
# HOW TO ENROLL THE COURSE & MAKE PAYMENT AFTER DOWNLOADING THE APP

Step 1



App Home Screen

Step 2



Go to Store

Step 3



Select Your Course


Step 4



Make Payment


# BANKS PROVIDING EMI FACILITY

---



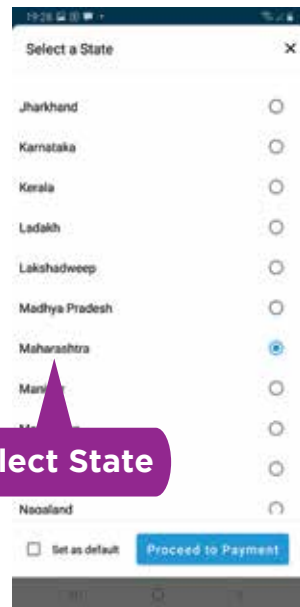
# HOW TO OPT EMI FACILITY

## Step 1



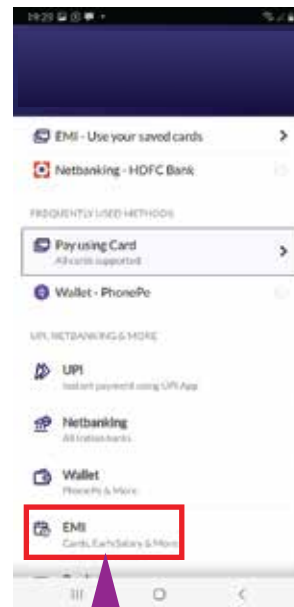
Click on Buy Now

## Step 2



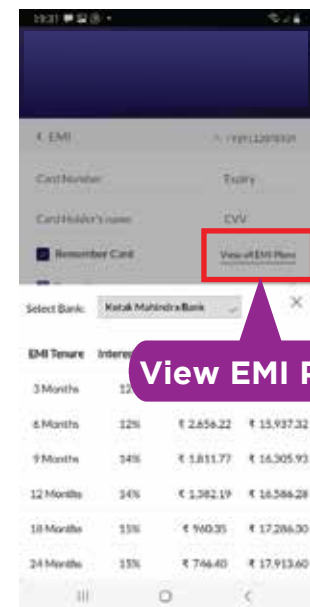
Select State

## Step 3



Select EMI

## Step 4



View EMI Plans

## TERMS & CONDITIONS

1. Finance options are given for your ease. It is totally depends upon lending banks. Its availability options limited to provided on app. Institute is not involved in that.

### EMI OPTION AVAILABLE ON

1. Pre Approved Debit Cards from Selected Banks
2. All Credit Cards
3. Other financial institutions



Exclusive For Construction  
Sector's

## DIGITAL LIBRARY



**25151**  
Members



**1200+**  
Digital Books



Exclusive For Construction  
Sector's

## ONLINE RECRUITMENT PLATFORM



**17850**  
Members



**40250**  
Members



**11750**  
Members



# WHAT'S MY BENEFIT ?

**Trained 14000+ Civil Engineers**



**Highly Qualified & Industry Experienced Faculty**



**Certified By ISO 9001-2015 (QMS)**



**Certified By Global Euro Accreditation**



**Recorded Sessions Available On Our Respective App**



**Doubt Clearing Sessions**



**Whatsapp group support for lifetime**



**View Lectures Unlimited Time**



**No Travel Time For Classroom**



# FAQ (Frequently Asked Questions)

---

1. When are the batches Planned?

Batches are formed every month, for more details contact 9112078538 / 34 / 39

2. Is this course available in Online/Offline ? -

Yes, courses are available on both Modules

3. What are the Methods for payment of fees?

Payment are accepted Only via CEIT App.

There are lot of options of payment on the App like Net banking, Debit cards, credit cards, EMI on Credit Cards, Wallets.

4. Can I get Installments in fee?

Fees must be paid in one go to our institute However there are some EMI facilities provided from bank, you can check its procedure on app, or contact 9112078538.

5. Can I cancel my admission ?

No, admission once taken cant be cancelled and fees once paid is non refundable for any reason. Admission is non transferable at any circumstances.

6. How to Download App & Register for Course ?

You can do with Various Ways-

- **Android App Link CEIT App:** [bit.ly/ceiit\\_app](https://bit.ly/ceiit_app)
- **Android App Link Internship App:** [https://bit.ly/internship\\_app](https://bit.ly/internship_app)
- **Android App Link TenderGuru App:** <https://bit.ly/tenderguru>
- **Steps to login using iPhone, CEIT Phone:** <https://bit.ly/ceiitios>

1. Download Classplus App from App store.

2. Enter org code of your app. (Org code - ceiit)

3. Enter mobile number and click on Continue.

4. Enter the OTP and Verify. It's Done.

**Note: Register using as a Student, not parent.**

7. Are Payment accepted on the spot/offline?

No, Due to overwhelming response our batches are full so no on the spot entries allowed.

Due to limited seats, making seating arrangements for spot entries gets difficult.

8. Where can i find the Syllabus content of course

You can find it on our respective apps.

9. Are you providing Placements ?

Yes, We offer Placement support to our Interns who has taken more than 12 Months internship. There is no placement for this course, but we are adding you in our Jobs group specially for our students, you will find reference jobs over there.

10. Where do the classes gets conducted ?

Online on Zoom App & Offline At Pune Main Institute.

11. Teaching faculty name

Can be found in the Broucher.

12. Whether notes are provided

Yes in Soft copy we will provide important reference material.

13. How much discount will you offer on courses

As per CEIT discount policy, we offer discounts based on the courses.

14. Where we get Software ?

After admission we will guide you completely in getting necessary softwares installed on your system.

15. Is there any Demo lecture?

Yes, you can find it on our App.

16. What if we miss any lecture?

All our sessions are recorded and uploaded on our App only?

You can watch and download them in app only for offline viewing.

17. What is the Duration of the validity of these Recorded sessions?

You can watch the recorded session unlimited time for the period mentioned on app as "Validity".

18. Information about current batch such as batch timing , Start date, Syllabus covered in current batch, etc. For more details contact 9112078538 / 34 / 39

19. When do we get Certificate? & How?

Certificate will be issued after completion of the course, you need to apply for it. Certificates issued in Digital Formats. Hard copy can also be provided on your request with a nominal cost.

20. Institute Establishment & more detail about the institute ?

Institute is established in the year 2015.

- Visit us on [www.civilengineeringiit.in](http://www.civilengineeringiit.in) & [www.civilengineeringiit.com](http://www.civilengineeringiit.com) / on our social Media Platforms [civilengineeringiit](#) ( Facebook, Instagram, Telegram, LinkedIn, Youtube )



## Reaping The Power & Promise Of Education

Today, India is witnessing tremendous transformation in the field of education. As the youth aspire for better education and training, they discover a new world of ideas. CEIT wishes to support the youth and aims to shape a more fulfilling future for them.

For CEIT Social responsibility is one of the mainstays that support our academic and research work. We believe that our role as a premiere educational institution involves something more than just imparting knowledge and skills to our students. We aim to be the active agents of social change to address social concerns. With this responsibility, we take on the role of leader in the creation of a culture of social responsibility in society through our actions. We are committed to defending the ideals, responsibilities and objectives of a socially responsible academic institution.

With this aim, we have offered scholarships to needy students from more than 200 institutions. We aim to set new standards to promote ISR to achieve a greater impact on the youth and India as a nation.

## SIR VISHWESHWARYA SCHOLARSHIP

### 500 Scholarships

Exclusively for students from Rural Background with Merit



# SIR VISHWESHWARAYA SCHOLARSHIP





# ECOBRICKS

## A Solution To Plastic Pollution

Every Minute **1 Million**  
Plastic Bottles Are Consumed

CEiIT Plans To Collect **10,000**  
Bricks Bottles This Year

Insert Your Plastic Wrappers  
In The Plastic Bottle Until It's Full

**We Accept Eco Bricks,  
Your Contribution Is Welcome.**



### Institute Social Responsibility (ISR Activity)



Civil ENGINEERING IIT



Do Not Put Plastics  
Wrappers In Dustbin

## We Are Using Eco Bricks In Construction Of Ceiit Campus Compound Wall





# FELICITATION PROGRAMME



E-Tender Lab



## Beyond Courses

### Start Up Support

We can help you engineer success that only you can imagine. We are passionate about helping people to achieve their vision. We help you understand the key aspects of Successful businesses so that you can navigate your way to becoming one more effectively. You'll learn how the professional tackle each aspect of the business. Our team will introduce you to a range of processes, tricks & techniques to bring your idea to life. We can help you build your start-up into a profitable, well organised business that has certainty about its ongoing future revenue streams.

Jobs Civil | Maha Online Exam | E-Tender Lab | United We Group



# JOB FAIR EVENT

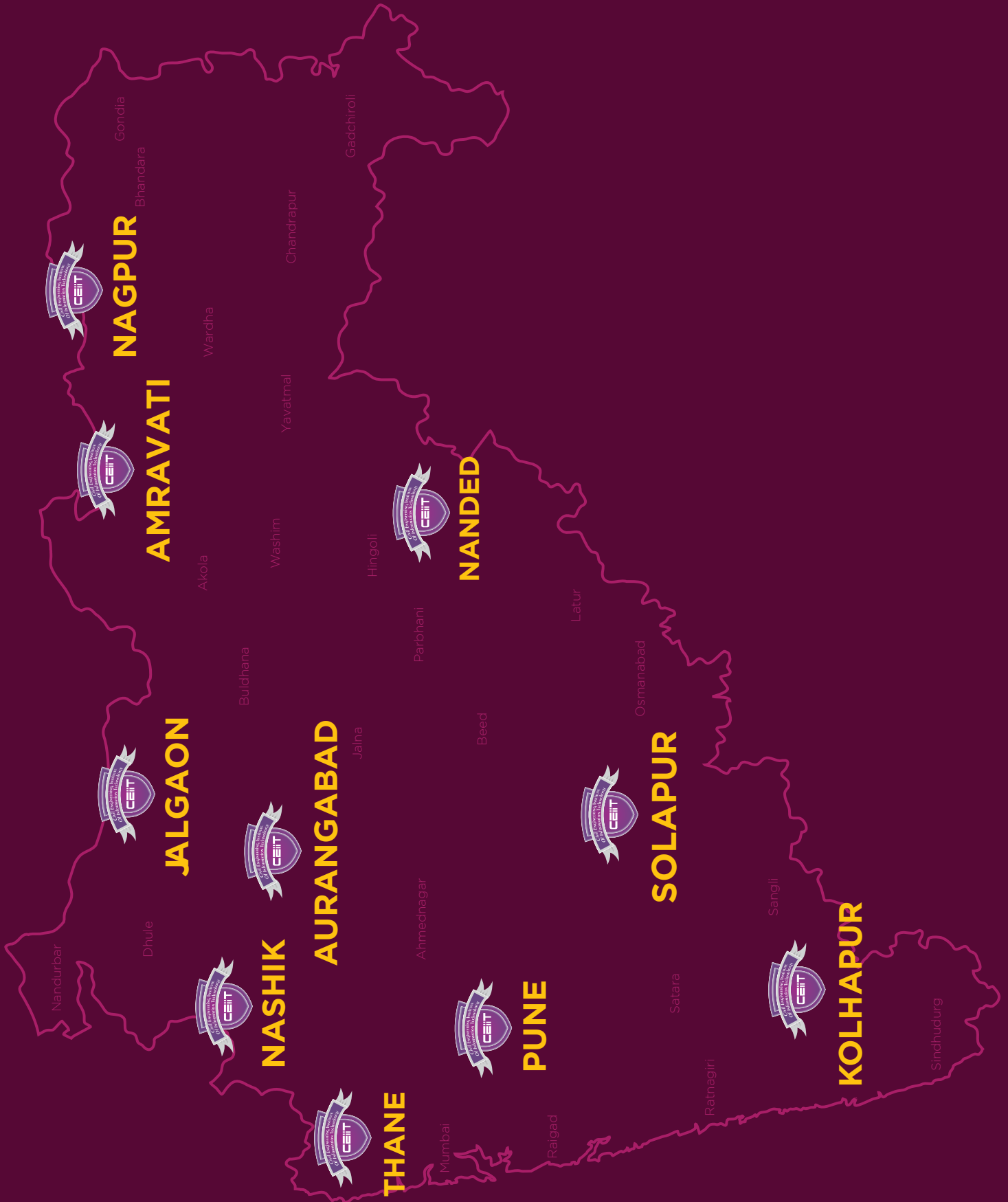




# SPORTS ACTIVITY HELD



# TRAININGS IN VARIOUS CITIES





# Civil ENGINEERING IIT

CIVIL ENGINEERING INSTITUTE OF INFORMATION TECHNOLOGY

📍 3rd Floor, Ketaki Premises, Beside Alka Talkies,  
Navi Peth, Near Deccan Gymkhana, Pune 411030

✉ admissions@civilengineeringiit.in

☎ +91 91120 78534 | 38 | 39

VISIT OUR SOCIAL MEDIA SITES

[www.civilengineeringiit.com](http://www.civilengineeringiit.com)  
[www.civilengineeringiit.in](http://www.civilengineeringiit.in)

