

REAL ESTATE PROPERTY VALUATION

INTRODUCTORY & PROFESSIONAL



COURSE CONTENT

INTRODUCTORY COURSE IN REAL ESTATE PROPERTY VALUATION

WEEK 1

• Day 1

Introduction : Civil Engineering IIT and Trainer Basics of Civil Engineering, Planning, Real Estate Management Introduction of Real Estate property Valuation

• Day 2

Market Surveying
Factors affecting to Valuation and Real estate

• Day 3

Principles of property Valuation
Real Estate Finance and Economics
Records for Real Estate property Valuation

• Day 4

Real Estate planning and Management
Introduction of Insurance

• Day 5

Building construction system for Real Estate Property Valuation

WEEK 2

• Day 1

Legal aspects of Real estate and property valuation

• Day 2

Rate & Cost Analysis
Area Calculations

• Day 3

Cost calculation Methods
Property Valuation Methods

• Day 4

Case Study 1

• Day 5

Case Study 2

PROFESSIONAL COURSE IN REAL ESTATE PROPERTY VALUATION

WEEK 1

Saturday: Introduction :

Civil Engineering IIT and Trainer
Basics of Civil Engineering, Planning,
Management

Sunday: Introduction of Real estate
property Valuation

WEEK 5

Saturday: Principle of Planning

Sunday: Rate & Cost Analysis
Factors affecting to property valuation

WEEK 2

Saturday: Market Surveying
Factors affecting to Real estate

Sunday: Importance of Statistics

WEEK 6

Saturday: Property Valuation Methods

Sunday: Structural Health Monitoring

WEEK 3

Saturday: Principle of Valuation
Real Estate Finance and Economics

Sunday: Records for Real Estate
property Valuation

WEEK 7

Saturday: Market analysis of property

Sunday: Case Study-1

WEEK 4

Saturday: Introduction of Insurance
Advance Building construction system

Sunday: Legal aspects of Real estate
Management and valuation

WEEK 8


Saturday: Site Visit, Surveying

Sunday: Importance of Effective Report
Writing, Information of Registrations
process, Methods of Marketing , QnA Session

HOW TO PURCHASE THE COURSE


INTRODUCTORY

Step 1




App Home Screen

Step 2




GO TO STORE

Step 3



Select Your Course

Step 4




BUY NOW

The introductory course purchase flow consists of four steps: 1. App Home Screen showing the 'Live Internship' banner and 'UNITED LIE GROUP' logo. 2. Store Page with a 'GO TO STORE' callout pointing to the 'Store' icon in the bottom navigation bar. 3. Course Selection Page with a 'Select Your Course' callout pointing to a course card. 4. Purchase Page with a 'BUY NOW' callout pointing to the 'Buy Now for ₹3,977.79/-' button.


PROFESSIONAL

Step 1




App Home Screen

Step 2




GO TO STORE

Step 3



Select Your Course

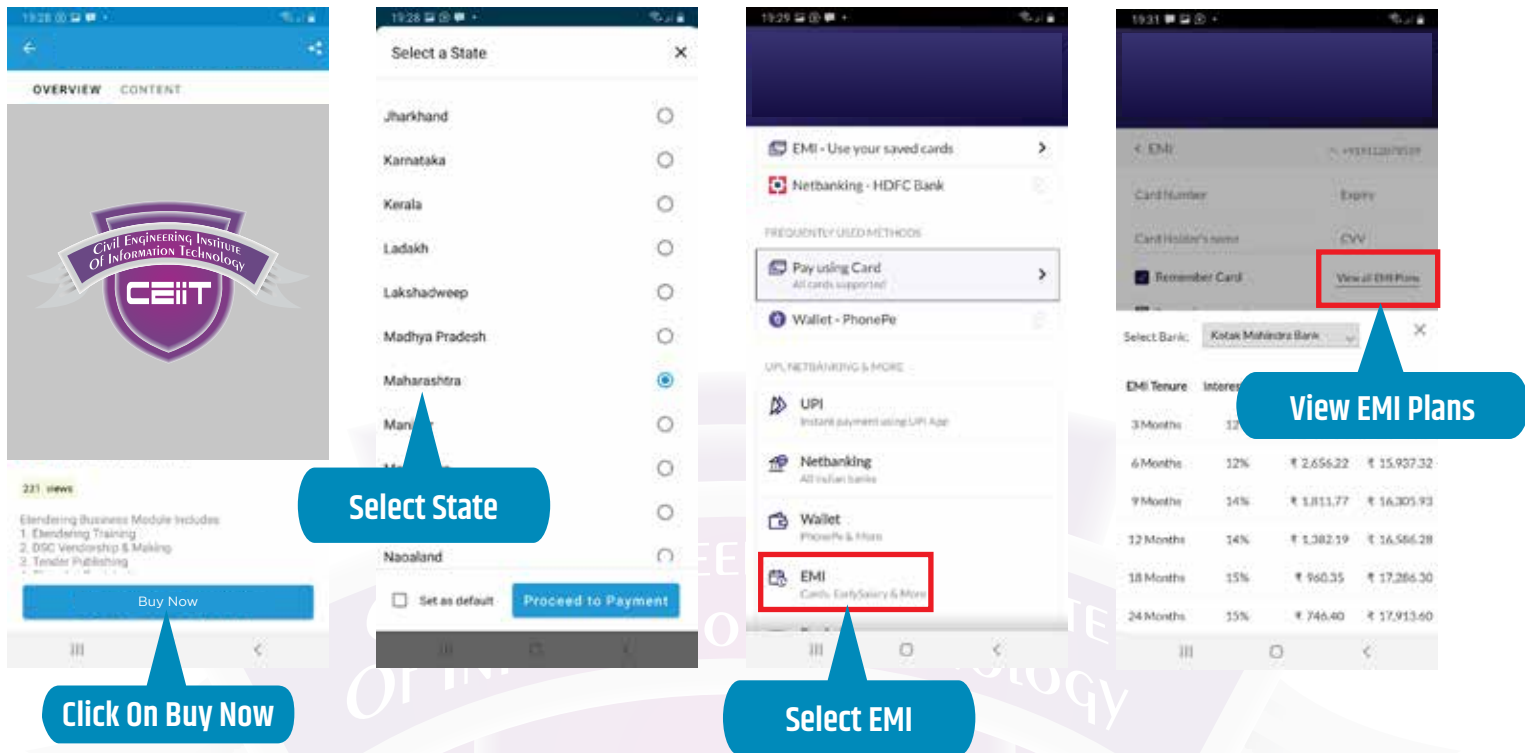
Step 4



BUY NOW

The professional course purchase flow consists of four steps: 1. App Home Screen showing the 'Live Internship' banner and 'UNITED LIE GROUP' logo. 2. Store Page with a 'GO TO STORE' callout pointing to the 'Store' icon in the bottom navigation bar. 3. Course Selection Page with a 'Select Your Course' callout pointing to a course card. 4. Purchase Page with a 'BUY NOW' callout pointing to the 'Buy Now for ₹25,655.79/-' button.

How To Buy The Course With Emi



Terms & Conditions

1. Finance options are given for your ease. It is totally depends upon lending banks. Its availability options limited to provided on app. Institute is not involved in that.

EMI OPTION AVAILABLE ON

1. Pre Approved Debit Cards from Selected Banks
2. All Credit Cards
3. Other financial institutions

WHAT'S MY BENEFIT ?

Trained **14000+** Civil Engineers



Highly Qualified & Industry Experienced Faculty



Certified By ISO 9001-2015 (QMS)



Certified By Global Euro Accreditation



Recorded Sessions Available On Our Respective App



Doubt Clearing Sessions



Whatsapp group support for lifetime



View Lectures Unlimited Time



No Travel Time For Classroom



FAQ (Frequently Asked Questions)

1. When are the batches Planned? - Batches are formed every month, for more details contact 9112078538 / 34 / 39
2. Is this course available in Online/Offline ? - Yes, courses are available on both Modules
3. What are the Methods for payment of fees? - Payment are accepted Only via CEIT App . There are lot of options of payment on the App like Net banking, Debit cards, credit cards, EMI on Credit Cards, Wallets.
4. Can I get Installments in fee? - Fees must be paid in one go to our institute However there are some EMI facilities provided from bank, you can check its procedure on app, or contact 9112078538.
5. Can I cancel my admission ? - No, admission once taken cant be cancelled and fees once paid is non refundable for any reason. Admission is non transferable at any circumstances
6. How to Download App & Register for Course ? - You can do with Various Ways-
 - Android App Link CEIT App: bit.ly/ceit_app
 - Android App Link Internship App: https://bit.ly/internship_app
 - Android App Link TenderGuru App: <https://bit.ly/tenderguru>
 - Steps to login using iPhone, CEIT Phone: <https://bit.ly/ceitios>
1. Download Classplus App from App store.
2. Enter org code of your app. (Org code - ceit)
3. Enter mobile number and click on Continue.
4. Enter the OTP and Verify. It's Done.
- Note: Register using as a Student, not parent.**
7. Are Payment accepted on the spot/offline? - No, Due to overwhelming response our batches are full so no on the spot entries allowed. Due to limited seats, making seating arrangements for spot entries gets difficult.
8. Where can i find the Syllabus content of course - You can find it on our respective apps.
9. Are you providing Placements ? - Yes, We offer Placement support to our Interns who has taken more than 12 Months internship. There is No placement for this course, but we are adding you in our jobs group specially for our students, you will find reference jobs over there.
10. Where do the classes gets conducted ? - Online on Zoom App & Offline At Pune Main Institute.
11. Teaching faculty name – Can be found in the Broucher.
12. Whether notes are provided ? – Yes in Soft copy we will provide important reference material.
13. How much discount will you offer on courses ? - CEIT Dicount Policy is there, we offer discounts based on the courses.
14. Where we get Software ? – After admission we will guide you completely in getting necessary softwares installed on your system.
15. Is there any Demo lecture? Yes, you can find it on our App.

16. What if we miss any lecture: All our sessions are recorded and uploaded on our App only?-

You can watch and download them in app only for offline viewing.

17. What is the Duration of the validity of these Recorded sessions?

You can watch the recorded session unlimited time for the period mentioned on app as "Validity"

18. Information about current batch such as batch timing , Start date, Syllabus covered in current batch, etc.: For more details contact 9112078538 / 34 / 39

19. When do we get Certificate? & How? - Certificate will be issued after completion of the course, you need to apply for it. Certificates issued in Digital Formats. Hard copy can also be provided on your request with a nominal cost.

20. Institute Establishment & more detail about the institute ? - Institute is established in the year 2015.

• Visit us on www.civilengineeringiit.in & www.civilengineeringiit.com / on our social Media Platforms civilengineeringiit (Facebook, Instagram, Telegram, LinkedIn, Youtube)

CONTACT US

📍 3rd Floor, Ketaki Premises, Beside Alka Talkies,
Navi Peth, near Deccan Gymkhana, Pune 411030

✉ admissions@civilengineeringiit.in

☎ 9545507853 / 9112078538

**For Webinar Updates Stay Connected On Civil Engineering
Iit Social Media Platforms**

