



**SITE -SPECIFIC SAFETY PLAN  
“Badger Terminal”**

**LOCATION ADDRESS/ GPS  
Pyote, TX**

**31.7984300, -103.2712755**

Version: 1

Uncontrolled copy if printed.

Date: 03/22/2019

Valid on day of printing only.



## INTRODUCTION

The Contractor shall have sole and complete responsibility for the implementation of a worksite safety plan and shall take necessary precautions for the health and safety of their employees and fully comply with applicable provisions of all sections of 29 CFR 1910-OSHA General Industry Safety and Health Standards, 29 CFR 1926-OSHA Construction Safety and Health Standards and all standards or codes referred to in the listed document and any other applicable standards.

The purpose of this Site Specific Safety Plan is to identify risks associated with the operations on the Felix Midstream **Badger Oil Terminal** and eliminate or reduce the risks to an acceptable level.

Due to the changing nature of health and safety regulations, and because new information is constantly becoming available, this plan is subject to change.

Version: 1

Date: 03/22/2019

Uncontrolled copy if printed.

Valid on day of printing only.



## STATEMENT OF COMPANY SAFETY POLICY

At FELIX ENERGY, we believe it is important to protect the health and safety of our employees and safeguard the environment wherever and whenever we conduct our business operations. This belief begins with the exploratory phase of our operations, and extends through all other phases, including the drilling of wells, production operations, and finally, the sale of our production. We also seek to affiliate with other businesses that recognize the importance of safeguarding the environment and protecting the health and safety of their employees and anyone else with whom they interact.

Therefore, in keeping with FELIX ENERGY's guiding principles and objectives, FELIX ENERGY's **Health Safety & Environmental Policy** is as follows:

- We will comply with environmental, health and safety laws and regulations;
- We will conduct our operations in a manner that demonstrates respect for the environment and our employees' health and safety;
- We will cooperate with federal, state and local governmental agencies charged with protecting the environment and the health and safety of individuals;
- We will maintain effective environmental, health and safety procedures and equipment, consistent with practical and available technology;
- We will respond quickly and effectively to environmental, health and safety incidents involving FELIX ENERGY facilities, equipment, or products under our control;
- We will maintain comprehensive reporting procedures, both internal to FELIX ENERGY and external to governmental agencies;
- We will encourage our employees to pursue training opportunities that emphasize individual responsibility for sound environmental, health and safety management;
- We will maintain corporate and core operating area environmental, health and safety monitoring programs to ensure compliance with FELIX ENERGY EHS Policy and governmental requirements; and
- We will ensure that all contractors we engage to perform services at our sites comply with these principles as well.

Skye A. Callantine  
President – Felix Energy

Version: 1

Date: 03/22/2019

Uncontrolled copy if printed.

Valid on day of printing only.



## THE SITE-SPECIFIC SAFETY PLAN (SSSP)

Felix Energy has an operational goal of ZERO accidents and ZERO injuries, with work tasks designed to minimize or eliminate hazards to personnel, processes, equipment, and the general public. No worker should ever perform a task that may endanger their own safety and health or that of others.

This SSSP outlines the safety requirements and guidelines developed for the Felix Midstream **Badger Oil Terminal**. These requirements are written to help protect site personnel, visitors, and the general public from exposure to potential HSE related hazards on the job site. There are several plans and actions that are included to ensure that we act to protect the environment, the general public, and the workforce who support activities on the Felix Midstream **Badger Oil Terminal**. This plan shall be updated if there are major changes to site conditions, situations or exposures.

### SECTION 1: SCOPE OF WORK

the Felix Midstream **Badger Oil Terminal** receives crude oil from pipelines and tanker trucks, and ships crude oil via pipelines to subsequent commercial sale(s). On regular occasion workers will perform maintenance on the facility.

Version: 1

Date: 03/22/2019

Uncontrolled copy if printed.

Valid on day of printing only.



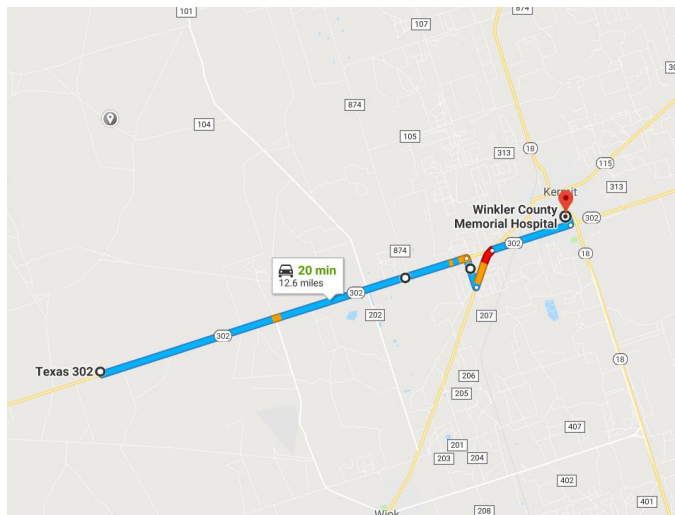
## Section 2: Emergency Contact Information

The following clinics and/or hospitals provide emergency and occupational medical treatment nearest to the **Badger Oil Terminal**.

*Note: XStremeMD requires an account set-up (free of charge) to become eligible for a clinic visit.*

Facility Name	Address	Phone Number
In case of emergency		911
Winkler City Memorial Hospital	821 Jeffee Dr, Kermit, TX 79745	(432) 586-5864
XStremeMD OCC-Med Midland, TX	2600 FM 307, Midland, TX 79706	(337) 205-8165
XStremeMD OCC-Med Orla, TX	4536 Highway 285 N, Orla, TX 79770	(337) 205-9314
Odessa Eye Clinic	611 N Tom Green Ave, Odessa, TX 79761	(432) 332-0616
Winkler County EMS	1310 Bellaire St, Kermit, TX 79745	(432) 586-2055
Winkler County Sheriff	1300 Bellaire St, Kermit, TX 79745	(432) 586-5508
Wink City Fire Department	210 Hendricks Blvd, Wink, TX 79789	(432) 527-3333
Felix Energy Phone Number	1530, 500, 16th St, Denver, CO 80202	(720) 974-2806

### Driving directions to Winkler County Memorial Hospital



From Badger Oil Terminal:  
Head south toward TX-302 E (407 ft)

Turn left onto TX-302 E (8.7 mi)

Turn right onto Co Rd 207 (0.7 mi)

Sharp left onto TX-115 N (0.9 mi)

Slight right onto TX-302 E (1.9 mi)

Turn left onto Jeffee Dr (0.2 mi)

Turn left  
Destination will be on the right (164 ft)

### Driving directions from Wink, TX to location

Version: 1

Date: 03/22/2019

Uncontrolled copy if printed.

Valid on day of printing only.



	<p>From the intersection of Cty Rd 18 (S Poplar St) and Cty Rd 302 (E Jim Sharp Blvd) in Kermit Texas (Huddle House):</p> <p>Head west on TX-302 (1.9 mi)</p> <p>Turn left onto TX-115 S/TX-302 W (0.1 mi)</p> <p>Turn right at the “Haley Brine Station” signs (9.3 mi)</p> <p>Destination will be on the left</p>
--	---

## Emergency Medical Response

In addition to this SSSP, the contractor shall display posters with emergency telephone numbers and locations of emergency facilities in visible locations and at selected phone locations throughout the project area including subcontractor facilities and at the gate guard if applicable. The following information must be provided:

- Hospital name, location, and number
- Occupational Clinic name, location, and number
- Police department name, location, and number
- Fire department name, location, and number

## Section 3: Incident Management

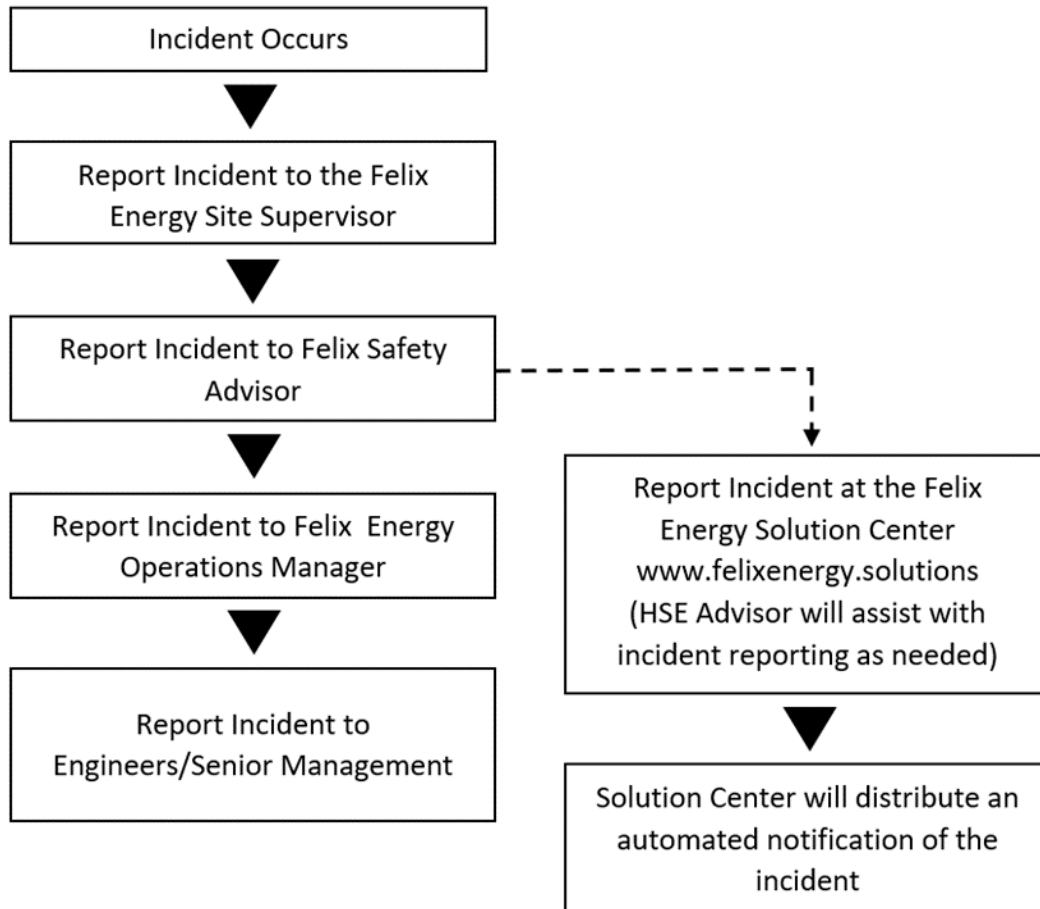
- All accidents, near misses or incidents occurring on a Felix Energy location that did or could have resulted in harm equal to or greater than a '1A' risk level as noted on the Risk Assessment Matrix must be reported to the Felix PIC, Felix Safety Advisor and at the Felix Energy Solution Center [www.felixenergy.solutions](http://www.felixenergy.solutions)
- The incident notification requirements are as noted in the below incident notification flow chart:

Version: 1

Date: 03/22/2019

Uncontrolled copy if printed.

Valid on day of printing only.



## Incident Command on Oil Terminals

The following process should be utilized when responding to an incident involving an oil terminal:

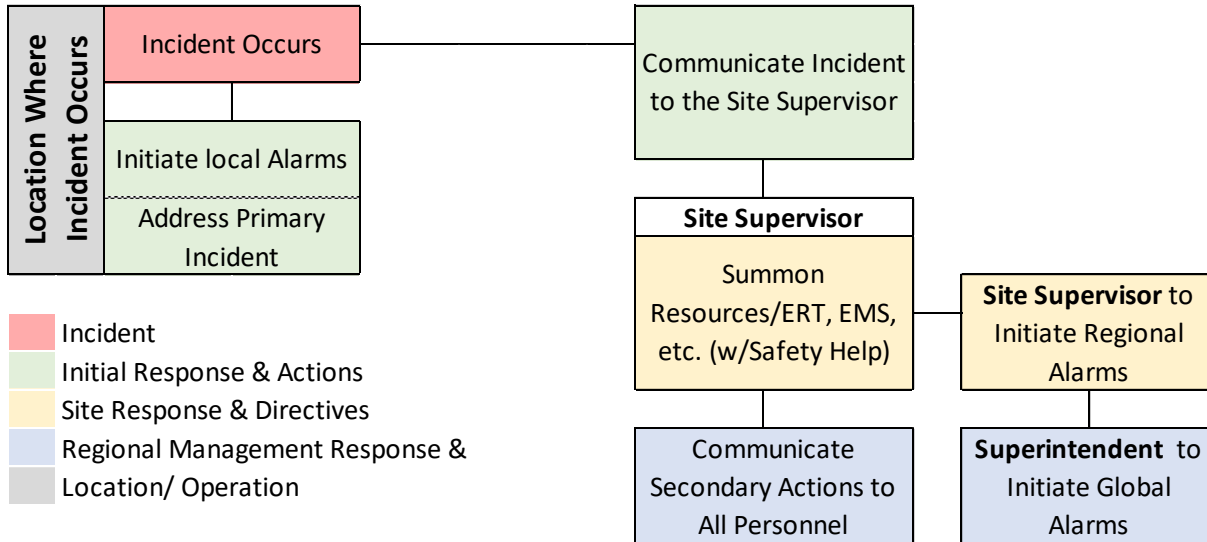
1. Site manager will initiate local alarm and address the primary incident and notify Superintendent
2. Superintendent will initiate site alarms and global alarms as event condition(s) dictates the need
3. Superintendent will summon needed resources such as local emergency response needs, emergency medical services, etc.
4. Superintendent will communicate secondary actions to all personnel

Version: 1

Date: 03/22/2019

Uncontrolled copy if printed.

Valid on day of printing only.



## Emergency Drills

When conducting emergency drills workers must participate as if the event is a live and active emergency. A drill scenario will be established, alarms will be initiated, workers will evacuate or respond according to the above incident command flow chart, and drill response times will be recorded. Although a drill can be conducted with or without notification being made to the workers supporting operations, it is important to insure that current operations do not present a risk of undesirable consequence due to a hurriedly response to an unannounced drill. Any case where a reaction to a drill could create an undesirable event, those workers shall be informed in advance of the drill.

Prior to initiating an emergency drill a person shall be appointed to document the required information in the 'Emergency Drill Log' located in the solution center under the 'Forms' tab.

## H2S Alarms

- In order to identify the prominent wind direction, a primary wind sock or pennant will be situated in a central location away from wind barrier structures. This wind indicator will be placed away from structures and situated so as to have the highest level of visibility as possible

Version: 1

Date: 03/22/2019

Uncontrolled copy if printed.

Valid on day of printing only.





- A beacon will be placed next to the primary wind indicator at a height to be seen from all directions. This beacon will serve to signify when gas is entering the open atmosphere.
- 
- When the distinctive alarm sounds in conjunction with the main beacon flashing, all personnel must evacuate location.
- Only personnel trained and qualified to perform vital emergency functions will remain on location while high levels of H<sub>2</sub>S gas is escaping to the open atmosphere.

## Emergency Evacuation

- This evacuation plan is intended for emergencies requiring evacuation of the location- it is not intended for drill scenarios.
- When the prominent alarm sounds and the H<sub>2</sub>S beacons activate, identify the direction of the wind and evacuate cross wind and upwind to the primary muster point as depicted on the following evacuation plans. If the wind changes, move to the muster point most up-wind and furthest from of the gas release.
- The site supervisor will delegate an individual(s) to respond to the muster points and take a head count. This individual(s) will report the head count to the Site Supervisor.
- Do not leave location during an emergency evacuation until you have been accounted for and received permission from the site supervisor.
- DO NOT start your vehicle or any power tools during a gas release.
- DO NOT smoke cigarettes during a gas release.
- Extinguish all cigarettes and smoldering cigarettes in the butt can when in gas release conditions.

## Evacuation Routes

- Evacuation routes are intended for the exiting of the facility during emergencies and may not be appropriate exit point during normal activities.
- The following is intended to depict the muster points in the event of a facility evacuation.

Version: 1

Date: 03/22/2019

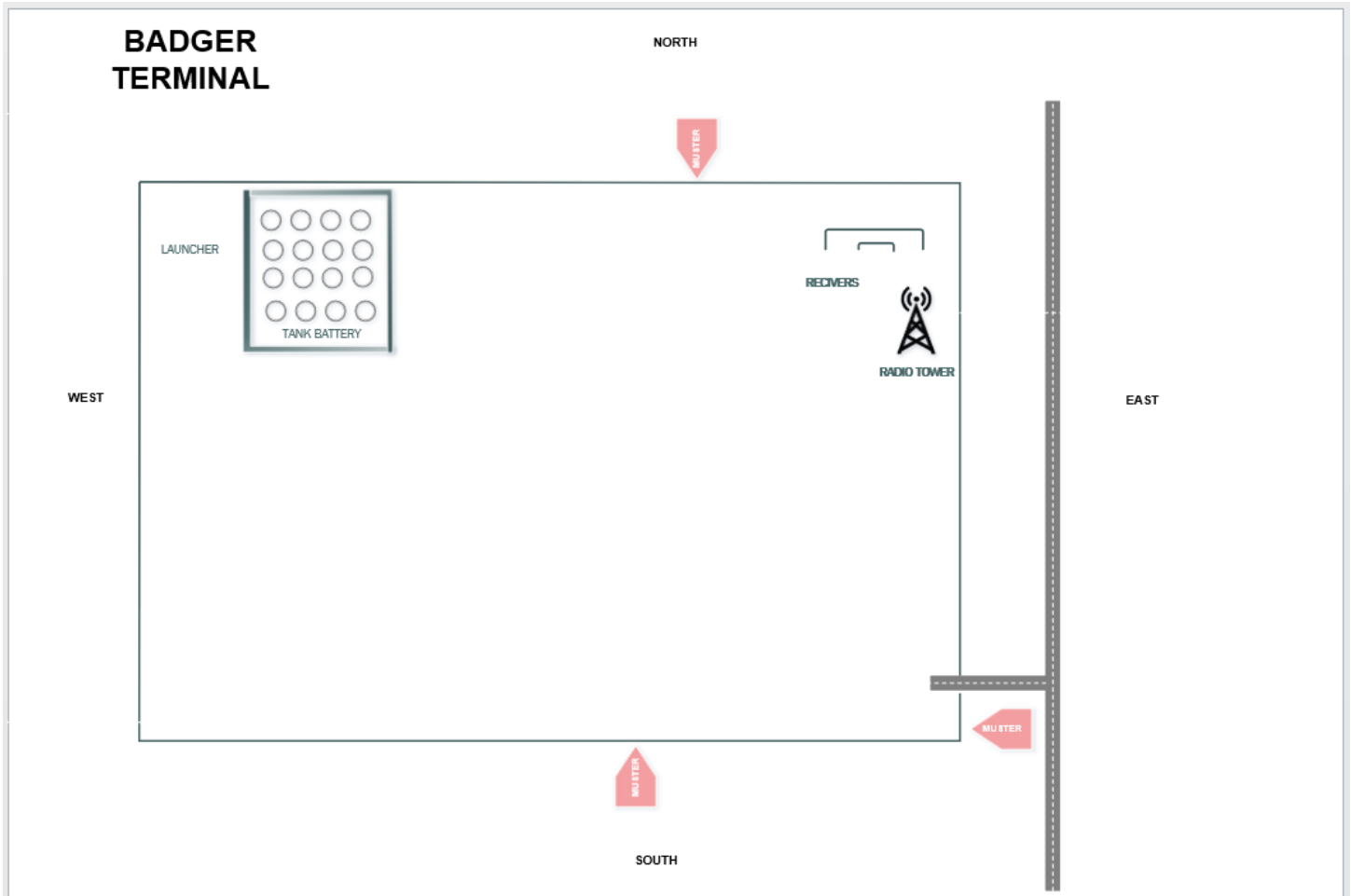
Uncontrolled copy if printed.

Valid on day of printing only.



**FELIX  
MIDSTREAM**

## EVACUATION ROUTES



Version: 1

Uncontrolled copy if printed.

Date: 03/22/2019

Valid on day of printing only.



## Section 4: Training

- It is required that all Felix Energy contractors maintain a comprehensive safety and health training program that at a minimum meets lawful and contractor internal requirements.
- The contractor is expected to maintain training records electronically and/or on site.
- Felix Energy will require all personnel who work on a Felix Energy location to complete a Felix Energy Safety Orientation. The orientation will cover safety procedures for all operations that may be encountered on any Felix Energy operation including construction, drilling, completions, well start-up and production.
- Contractor shall hold daily “toolbox” safety meetings prior to the start of each work shift.
- Felix Energy employees participating in workplace activities will be safety trained as necessary in regard(s) to the task(s) and hazard(s) to which they will be exposed.
- Contractors shall provide employees with effective information and training on hazardous chemicals in their work area at the time of their initial assignment, and whenever a new chemical is introduced to the worksite. Chemical-specific information must always be available through labels and safety data sheets. Felix Energy maintains an Safety Data Sheet (SDS) library of all chemicals known or anticipated to be present on any given operation at: [www.felixenergy.solutions](http://www.felixenergy.solutions).

Version: 1

Date: 03/22/2019

Uncontrolled copy if printed.

Valid on day of printing only.



## Section 5: Contact Information

### Felix Energy - Phone List

<b>Headquarters</b> 1530 16th Street, Suite 500 Denver, CO 80202 720-974-2806			
NAME	TITLE	CELL	EMAIL
Nathan Tuckfield	Midstream Operations Superintendent	254-434-1882	<a href="mailto:nathant@felix-energy.com">nathant@felix-energy.com</a>
Shayne Trotter	Midstream Foreman	806-422-1002 806-777-8269	
Richard Bunker	Safety Lead	435-253-0716	<a href="mailto:richardb@felix-energy.com">richardb@felix-energy.com</a>
Pete Flatten	Safety Lead	303-506-3189	<a href="mailto:petef@felix-energy.com">petef@felix-energy.com</a>
George Bunker	Safety Director	970-632-4917	<a href="mailto:georgeb@felix-energy.com">georgeb@felix-energy.com</a>
<b>Monahans Field Office</b> 2600 South Helen Monahans, TX 79756		<b>Felix Midstream, LLC</b> 3341 SH 115 Pyote, TX 79777	
Brandon Kammerer	Surface Landman	405-205-3762	<a href="mailto:brandonk@felix-energy.com">brandonk@felix-energy.com</a>
Dewayne Wilkerson	Drilling Superintendent	405-401-6450	<a href="mailto:dewaynew@felix-energy.com">dewaynew@felix-energy.com</a>
Philip Shook	Production Foreman	580-821-4456	<a href="mailto:phillips@felix-energy.com">phillips@felix-energy.com</a>
Randy Londagin	District Superintendent	580-243-9571	<a href="mailto:randyl@felix-energy.com">randyl@felix-energy.com</a>

## Section 6: Regulatory Safety Requirements

It is the policy of Felix Energy to comply with environmental, health and safety laws and regulations as outlined below. Felix Energy will maintain a safety assessment program to insure contractors meet the minimum regulatory requirements as well as their company specific internal requirements that may go beyond the minimum regulatory requirements.

### OSHA Standards

The General Duty Clause of the OSH Act (the law that created OSHA) requires employers to provide workers with a safe workplace that does not have any recognized hazards that cause or are likely to cause death or serious injury. Exposures to hazards present in the oil and gas well drilling, servicing, and storage industry are addressed in specific standards for general industry.

Version: 1

Date: 03/22/2019

Uncontrolled copy if printed.

Valid on day of printing only.



As mentioned in the letter of interpretation, [Applicability of 29 CFR 1926 to oil and gas well drilling and servicing operations](#), (April 27, 2009), site preparation is the only aspect of oil and gas well drilling and servicing operations covered by 29 CFR 1926. Site preparation includes activities such as leveling the site, trenching, and excavation. All other aspects of oil and gas well drilling and servicing operations are covered by 29 CFR 1910; when a serious hazard exists in the workplace that is not addressed by a specific OSHA standard, Section 5(a)(1) ("General Duty Clause") of the OSH Act applies.

## **General Industry ([29 CFR 1910](#))**

### ***Physical Work Environment, Subparts D and E***

- Walking and-working surfaces [1910 Subpart D](#)
  - General requirements [1910.22](#)
  - Stairways [1910.25](#)
  - Scaffolds and rope descent systems [1910.27](#)
  - Duty to have fall protection and falling object protection [1910.28](#) [[related topic page](#)]
- Means of egress [1910 Subpart E](#)
  - Exit routes, emergency action plans and fire prevention plans [1910 Subpart E Appendix](#) [[related topic page](#)]
  - Design and construction requirements for exit routes [1910.36](#)
  - Maintenance, safeguards, and operational features for exit routes [1910.37](#)

### ***Powered Platforms, Manlifts, and Vehicle-mounted Work Platforms, [Subpart F](#)***

- Powered platforms for building maintenance [1910.66](#)
- Personal fall arrest system (section I-mandatory; sections II and III-non-mandatory) [Appendix C](#)

### ***Environmental Controls, Subparts G and J***

- Occupational health and environment control [1910 Subpart G](#)
  - Occupational noise exposure [1910.95](#) Note: 1910.95(o) states: "Paragraphs (c) through (n) of this section shall not apply to employers engaged in oil and gas well drilling and servicing operations."

Version: 1

Date: 03/22/2019

Uncontrolled copy if printed.

Valid on day of printing only.



- General environmental controls [1910 Subpart J](#)
  - Sanitation [1910.141](#)
  - Specifications for accident prevention signs and tags [1910.145](#)
  - Permit-required confined spaces [1910.146](#) [[related topic page](#)]
  - The control of hazardous energy (lockout/tagout) [1910.147](#) [[related topic page](#)]
  - Typical minimal lockout procedures [Appendix A](#)
  - Medical services and first aid [1910.151](#) [[related topic page](#)]

#### ***Personal Protective Equipment, [Subpart I](#)***

- General requirements [1910.132](#) [[related topic page](#)]
- Eye and face protection [1910.133](#)
- Respiratory protection [1910.134](#) [[related topic page](#)]
- Head protection [1910.135](#)
- Foot protection [1910.136](#)
- Flame Resistant Clothing [Memorandum](#)

#### ***Toxic and Hazardous Materials, Subparts H and Z***

- Hazardous materials [1910 Subpart H](#)
  - Flammable liquids [1910.106](#)
  - Storage and handling of liquefied petroleum gases [1910.110](#)
  - Hazardous waste operations and emergency response [1910.120](#)
- Toxic and hazardous substances [1910 Subpart Z](#) [[related topic page](#)]
  - Air contaminants [1910.1000](#)
  - Bloodborne pathogens [1910.1030](#) [[related topic page](#)]
  - Hazard communication [1910.1200](#) [[related topic page](#)]

#### ***Materials Handling and Storage, [Subpart N](#)***

- Handling materials - general [1910.176](#)
- Powered industrial trucks [1910.178](#)
- Slings [1910.184](#)

#### ***Fire Protection and Welding, Subparts L and Q***

- Fire protection [1910 Subpart L](#)
  - Portable fire extinguishers [1910.157](#) [[related topic page](#)]
  - Employee alarm systems [1910.165](#)

Version: 1

Date: 03/22/2019

Uncontrolled copy if printed.

Valid on day of printing only.



- Welding, cutting, and brazing [1910 Subpart Q](#)
  - General requirements [1910.252 \[related topic page\]](#)
  - Oxygen-fuel gas welding and cutting [1910.253](#)

**Machinery: Large and Small, Subparts O and P**

- Machinery and machine guarding [1910 Subpart O](#)
  - General requirements for all machines [1910.212 \[related topic page\]](#)
  - Abrasive wheel machinery [1910.215](#)
  - Mechanical power-transmission apparatus [1910.219](#)
- Hand and portable powered tools and other hand-held equipment [1910 Subpart P](#)
  - Hand and portable powered tools and equipment, general [1910.242 \[related topic page\]](#)

**Electrical, Subpart S**

- General [1910.303 \[related topic page\]](#)
- Wiring design and protection [1910.304](#)
- Wiring methods, components, and equipment for general use [1910.305](#)
- Hazardous (classified) locations [1910.307](#)
- Training [1910.332](#)
- Selection and use of work practices [1910.333](#)
- Use of equipment [1910.334](#)
- Safeguards for personnel protection [1910.335](#)

**Construction ([29 CFR 1926](#))**

- *Welding and Cutting - Subpart J*
- *Electrical - Subpart K*
- *Scaffolds - Subpart L*
- *Fall Protection - Subpart M*
- *Hoists, Elevators, and Conveyers - Subpart N*
- *Excavations - Subpart P*
- *Cranes and Derricks in Construction - Subpart CC*

Version: 1

Date: 03/22/2019

Uncontrolled copy if printed.

Valid on day of printing only.



## Section 7: Orientation

Every worker shall complete the Felix Energy Safety Orientation prior to starting any work on a Felix Energy location or project. The Felix Energy Safety Orientation will provide general health and safety information and company specific work rules and procedures. Upon completion of orientation, a record of your completion of the orientation will be available at the Felix Energy Solution Center: [www.felixenergy.solutions](http://www.felixenergy.solutions) under the 'Training' tab.

## Section 8: Posting of the SSSP

This SSSP must be posted at a minimum at the **Badger Oil Terminal**, at the Felix Energy online Solutions Center: <https://felixenergy.solutions/site-safety-plans-1>

Access to the Solution Center: Once you have completed the Felix Energy safety orientation, which asks for your email address, you will be granted access to the site. The orientation can be completed here:

Delivery Drivers: <https://form.jotform.com/82145612741149>

Vendors: <https://form.jotform.com/82145612741149>

Field Workers: <https://form.jotform.com/81686702371157>

Version: 1

Date: 03/22/2019

Uncontrolled copy if printed.

Valid on day of printing only.