

A yellow diamond-shaped sign with a black border, containing the text 'LBB SAFETY MEETING AUGUST 2022'.

**LBB**

**SAFETY**

**MEETING**

**AUGUST 2022**

# SHARP HAZARDS



# Sharps at LBB

- Knives
- Scissors
- Box Cutters
- Mandoline Slicer

# Knives - DOs

- Always keep knives sharpened
- Use a knife only for its intended purpose
- Carry knives down and by your side with the blade to the back
- Let people know you're walking with a knife by saying something like "SHARP!"
- Store knives properly on racks or magnetic wall strip
- Protect your fingers by curling them under and positioning them on top of the item to be cut



# Knives - DON'Ts

- Don't touch knife blades
- Never attempt to catch a falling knife, let it fall
- Never cut anything that is in your hand
- Don't hand a knife to someone. Put it down on the counter and let him or her pick it up
- Never leave a knife soaking in a sink of water
- Don't talk to people while using a knife. This can cause distractions

# Scissors

## DOs

- Keep scissors sharpened
- Use scissors only for its intended purpose
- Carry scissors with the blades closed
- Hand scissors to someone with the handle facing them

## DON'Ts

- Do not try and catch falling scissors
- Never leave scissors soaking in a sink of water





# Box Cutters

## DOs

- Use sharp blades
- Extend blade only as far as needed
- Keep hand/body out of cutting path
- Retract blade fully after use
- Ignore distractions and cut at a angle away from your body

## DON'Ts

- Do not try and catch falling box cutters
- Never use a box cutter to pry, screw, or use as a tool





# Other Sharp Safety....

- Always use a cut glove when using a mandoline cutter
- Do not pick up broken glass with your bare hands
- Put broken glass in a safe container and mark it




# Cuts

- If you cut yourself, wash the wound thoroughly under cold water
- If the wound is shallow and the bleeding stops, dry the skin around it with paper or a clean cloth
- Cover the wound with a sterile bandage to keep the wound shielded and clean



Have a Safety Concern?



LITTLE BIG BURGER

# REPORT CONCERNS

HOW CAN WE IMPROVE SAFETY?



See something. Say something. All LBB employees have a voice. Please [click here](#) to report any safety concerns or ways to improve safety in the workplace.

# Incident Reporting:

- Form can be filled out online at [WeAreLBB.com](http://WeAreLBB.com)
- Who can submit a form → ANYONE
- Possible examples of when it should be completed:
  - First Aid of any kind is administered (even the smallest injuries should be documented)
  - Injury of a guest or employee on the property
  - Someone being ejected from the property or if they make a threat
  - Possible crime has been committed (ex. theft or harassment)
  - Property damage (company-owned or property owned by guest, vendor, or employee)

