

A yellow diamond-shaped sign with a black border, containing text in bold black font. The text is centered and reads: "LBB", "SAFETY", "MEETING", "JANUARY 2023", and "(1/12/23)".

LBB

SAFETY

MEETING

JANUARY 2023

(1/12/23)

SHARP HAZARDS



Sharps at LBB

- Knives
- Scissors
- Box Cutters
- Mandoline Slicer

Knives - DOs

- Always keep knives sharpened
- Use a knife only for its intended purpose
- Carry knives down and by your side with the blade to the back
- Let people know you're walking with a knife by saying something like "SHARP!"
- Store knives properly on racks or magnetic wall strip
- Protect your fingers by curling them under and positioning them on top of the item to be cut
- Always use a cut glove while handling a knife



Knives - DON'Ts

- Don't touch knife blades
- Never attempt to catch a falling knife, let it fall
- Never cut anything that is in your hand
- Don't hand a knife to someone. Put it down on the counter and let him or her pick it up
- Never leave a knife soaking in a sink of water
- Don't talk to people while using a knife. This can cause distractions

Scissors

DOs

- Keep scissors sharpened
- Use scissors only for its intended purpose
- Carry scissors with the blades closed
- Hand scissors to someone with the handle facing them

DON'Ts

- Do not try and catch falling scissors
- Never leave scissors soaking in a sink of water



Box Cutters

DOs

- Use sharp blades
- Extend blade only as far as needed
- Keep hand/body out of cutting path
- Retract blade fully after use
- Ignore distractions and cut at a angle away from your body

DON'Ts

- Do not try and catch falling box cutters
- Never use a box cutter to pry, screw, or use as a tool





Other Sharp Safety....

- Always use a cut glove when using a mandoline cutter
- Do not pick up broken glass with your bare hands
- Put broken glass in a safe container and mark it



Cuts

- If you cut yourself, wash the wound thoroughly under cold water
- If the wound is shallow and the bleeding stops, dry the skin around it with paper or a clean cloth
- Cover the wound with a sterile bandage to keep the wound shielded and clean








**Any safety, health
or hazard issues
at any of your
locations?**



Accident Investigations

- **Sunday (1/8) at Multnomah Village -- Laceration of the Finger**
 - **Cause:** Cutting lettuce without any PPE beside vinyl gloves and knife slipped
 - **How could this be prevented?** by wearing a cut glove
 - **Recommendations:** Whenever cutting or slicing ingredients is involved, a cut glove should always be wore. This is includes using it while handling a mandolin cutter or when using a knife.

Have a Safety Concern?



LITTLE BIG BURGER

REPORT CONCERNS

HOW CAN WE IMPROVE SAFETY?



See something. Say something. All LBB employees have a voice. Please click here to report any safety concerns or ways to improve safety in the workplace.

Incident Reporting:

- Form can be filled out online at WeAreLBB.com
- Who can submit a form → ANYONE
- Possible examples of when it should be completed:
 - First Aid of any kind is administered (even the smallest injuries should be documented)
 - Injury of a guest or employee on the property
 - Someone being ejected from the property or if they make a threat
 - Possible crime has been committed (ex. theft or harassment)
 - Property damage (company-owned or property owned by guest, vendor, or employee)



Safety Committee Meeting Notes



After each monthly safety committee meeting, members should complete this brief form to record meeting notes and to report any safety concerns that require corrective action.