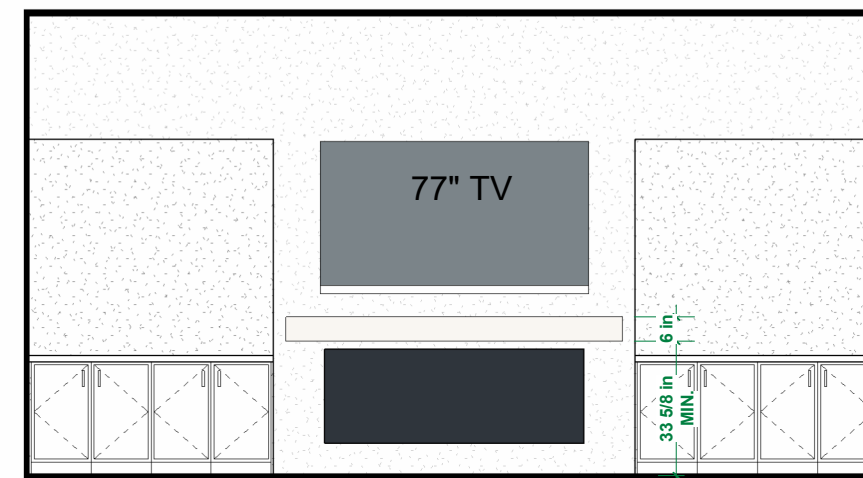



Option 2

1/4" = 1'-0"

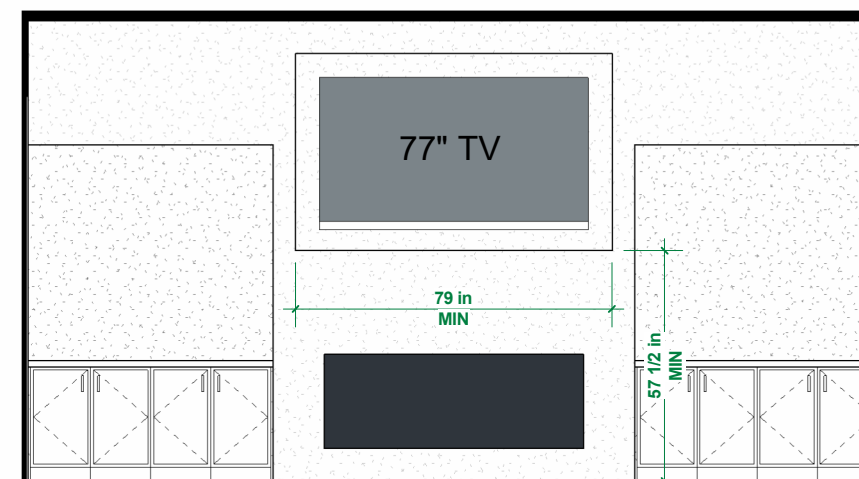

Note: Combustible mantel with a minimum projection of 6". The drawing reflects an 6" mantel height, which may be reduced. Mantel bottom to be installed 45 5/8" min. above the finished floor. Increasing the mantel height will increase the required projection. For example, raising the mantel by 1" increases the required projection to 7".



Option 1

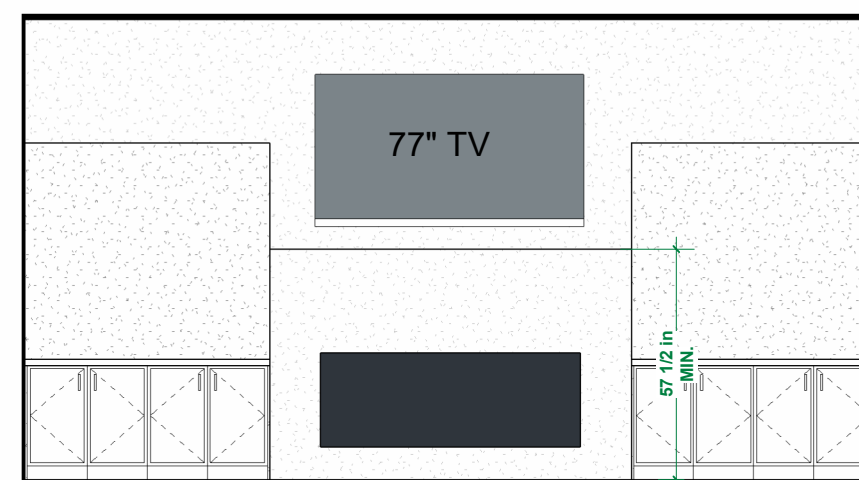
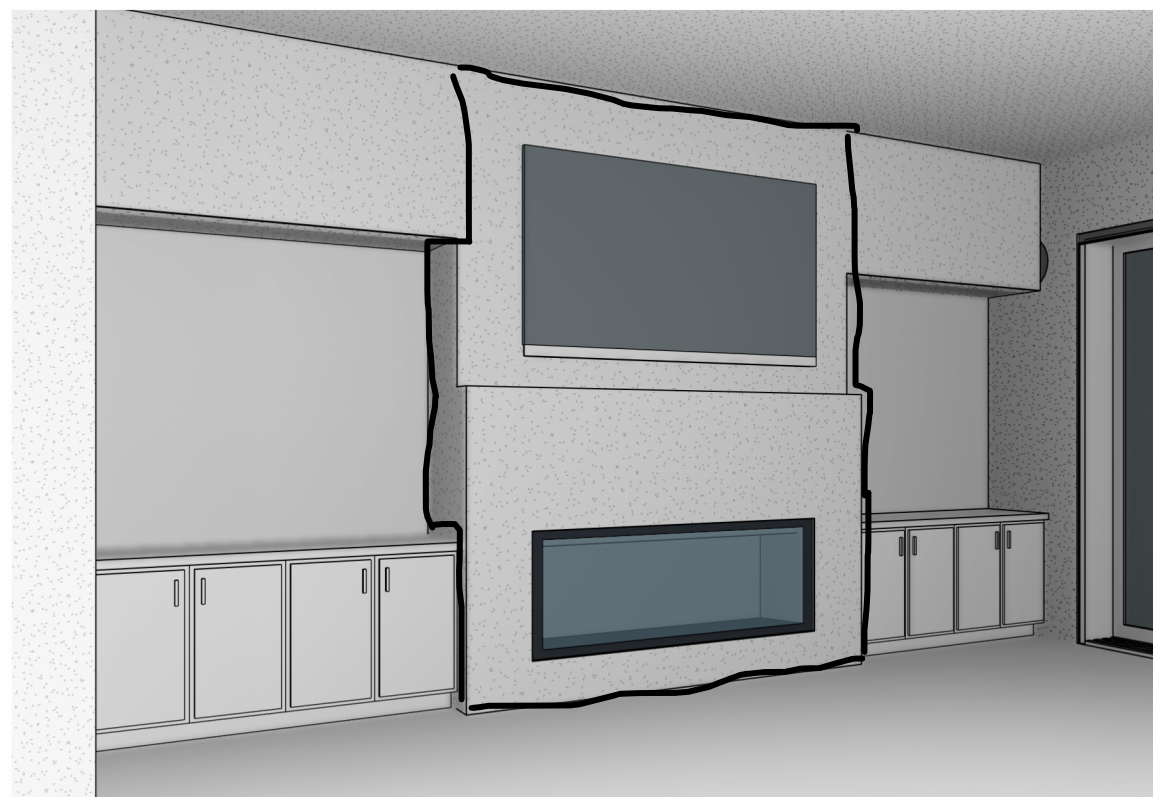
1/4" = 1'-0"

Note: Non-combustible mantel with a minimum projection of 8". The drawing showing an 6" mantel height, which may be adjusted. Mantel bottom to be installed 33 5/8" min. above the finished floor. Increasing the mantel height will increase the required projection. For example, raising the mantel by 1" increases the required projection to 9".



Option 4
1/4" = 1'-0"

Note: Recessed wall behind TV 4 1/4" back to create frame. Minimum height to the bottom of the recess is 57 1/2". Minimum recess width is 79" min.



Option 3
1/4" = 1'-0"

Note: Recess entire upper portion of the wall back 4 1/4". Minimum height to the bottom of the recess is 57 1/2".