

# Art at Padgate



## What do I know?

A practical and theory test will allow you to demonstrate your learning before you move into Year 8 to expand and enrich your Art knowledge further




## Critical thinking

Forming your own opinion on your own and others work. Sharing your views through discussion, debate or questions and answers.



## Weaving

How can your knowledge of colour inspire your own practical textile outcome.



## Textile

What do you know about the textile industry? Look at how the cotton mills of the North West shaped the area you live in today.



## Van Gogh

Learn how Vincent Van Gogh developed his impasto painting, explore how his emotions affected his artwork, and what made him so famous?



## Pointillism

Refine your painting skills by learning how to paint like the great master George Seurat.



## Media

Develop your practical skills by using a range of media. Pencil, pens, coloured pencils and water colour paints



## Kandinsky

Learn about the artist Wassily Kandinsky and how his abstract art can influence and inspire your own creative responses



## Colour

Explore, experiment and learn about how the colour wheel will form the basis of your colour knowledge



## Baseline test

Mark making, formal elements and recording are fundamental to any artists learning journey.



# Year 7 Learning journey

# Art at Padgate



## What do I know?

A practical and theory test will allow you to demonstrate your learning before you move into Year 9 to expand and enrich your Art knowledge further



## Surrealism

Explore the dreamlike qualities of the Surrealist movement; looking at the artists Dali and Magritte.



## Critical thinking

Forming your own opinion on your own and others work. Sharing your views through discussion, debate or questions and answers.



## Cubism

Learn about this art movement, experimenting with your own Picasso inspired Cubist collage



## Fauvism

Refine your painting skills and revisit your colour knowledge from Yr 7. Looking at Fauve artists Matisse and Derain.




## Portraits

Use scale and proportion to develop your portraiture skills looking at a range of artists.




## Media

Experiment with a range of appropriate media throughout the year; Pencil, paint, ink, chalk and oils.



## Jim Dine

Learn about the artist Jim Dine and how his positive and negative drawings will be the basis for your own responses




## Drawing

Practice your observational drawing, developing the use of form, tone and texture.



## Baseline test

Formal elements and recording are fundamental to any artists learning journey.



# Year 8 Learning journey

# Art at Padgate



## What do I know?

A practical and theory test will allow you to demonstrate your learning before you move into Year 10 to embark on your Art and design GCSE



## Critical thinking

Forming your own opinion on your own and others work. Sharing your views through discussion, debate or questions and answers.



## The figure

Use all of your skills from Key Stage 3 to create a range of figurative recordings. You will look at a range of artists to support with inspiration



## Still life

Use your previous recording skills to create a modern take on a still life using Pop Art features



## Pop Art

Learn about the pioneers of Pop art in America and the United Kingdom. Explore the great Pop Artists to inspire your own ideas



## Media

Experiment with a range of appropriate media throughout the year; Pencil, paint, ink, chalk and oils.



## Techniques

Using techniques such as sgraffito and mono printing to create outcomes



## Cultural celebrations

Looking at Dia de los Muertos and how the traditions use art in their cultural celebrations



## Abstract Art

Using Piet Mondrian and Ruth Piper as inspiration for your abstract art interpretation



## Baseline test

Formal elements and recording are fundamental to any artists learning journey.



# Year 9 Learning journey

# Art at Padgate



## Next steps...

Where will you go next? We will help you with your choices... There are many options that your GCSE Art and Design course can lead to...

## Art visits

We aim to visit a local or national art gallery. We will also invite artists in to talk to you about their work so you can make connections with your own future

## A03 Record

Record observations and insights relevant to intentions as work progresses


## A01 Develop

Developing ideas through investigations including a range of artists, designers and themes.

## Workshops

Explore a range of practical based workshops to experiment with recording and media

# GCSE 10-11 Learning journey



## Component 2

From the January in Year 11 you will start the component 2 which is worth 40% of your overall grade. A choice of starting points will be given from AQA.

## A04 Present

Present a personal and meaningful response, showing your creative journey throughout.

## A02 Refine

Refine work by exploring ideas, techniques, processes media and materials.

## Component 1

As soon as you start Year 10 you will start your GCSE Component 1 that is made up of 60% of your overall grade.



## Baseline test

Formal elements and recording are fundamental to any artists learning journey.