



PADGATE
ACADEMY

YEAR 7

GUIDE TO STARTING SECONDARY SCHOOL

TRUST • TEAMWORK • TENACITY

CONTENTS

Transition Days Information all about our transition days	Page 3
Questions! Want some advice or help before you start? We are here to help!	Page 4
Summer School Get involved with fun activities over the summer.	Page 5
Uniform & Equipment Everything you need to know about school uniform and equipment	Page 6
Getting around Have a look at our Academy map!	Page 7, 8 ,9
The School Day So what does a normal day at Padgate Academy look like?	Page 10
Timetable How do I use a timetable?	Page 11
Leadership Opportunities Which responsibilities would you like to apply for?	Page 12
Things to remember... Our top tips to remember before starting secondary school.	Page 13
Notes	Page 14



WELCOME TO PADGATE ACADEMY

Dear Student,

Congratulations on being offered a place as part of our 2020 Year 7 intake.

My name is Miss Edwards and I am the Head of Learning for Year 7. It is my job to make sure that you are happy, safe and make outstanding progress during your first year here at Padgate Academy. I hope that you are as excited to start at our Academy as we are to have you join our fantastic school.

I understand that moving from primary to secondary school is a big step and there are lots of changes ahead. But don't worry; we are here to help you! This booklet is to help make the transition as easy as possible and support you, so that you are ready to make the best possible start to your adventures here at Padgate Academy.

So read on to find everything you need to know about starting at our Academy, from the uniform that you will wear, to the leadership opportunities you can take part in, to navigating a timetable.

I look forward to getting to know you more over the coming months and years.

Yours sincerely,



Y7 Head of Learning
Associate Assistant Principal

TRANSITION DAYS

Before you start in September, we normally have two transition days in July. We are hoping that these will still take place but we may have to do them a little bit differently this year. The transition days give you the opportunity to;

1. Meet your form group and make new friends.
2. Meet your form tutor who will be looking after you.
3. Get to know your way around the Academy.
4. Have fun and enjoying yourself.

Here are just some of the things we usually do during the transition days;

Day 1

The first day will be spent getting to know your form tutor and your new classmates. You will begin to get to know your way around the Academy, meet your new teachers and experience examples of what lessons are like.

Day 2

The second day is focused on completing a range of challenges and activities as you continue to get to know other students in our year group and in your form. Current Year 7 students will be on hand to help you out and make you feel welcome.

Students are able to walk home by themselves at the end of the day but parents are more than welcome to drop off and pick up from the Phoenix entrance.

Details of the transition days will be provided nearer the time when we have more information about how we may be able to run them this year.



EMAIL QUESTIONS

Is it scary when you start?

Do you get lots of homework?

What can you do at break and lunch times?

What types of things happen in secondary school?

You probably have lots of questions about starting at secondary school and we understand that you might be feeling lots of different emotions. Some of you may be a little bit nervous or scared whilst others may be excited! However you feel, that's ok!

So what can I do?

We want to encourage everyone to write an email to tell us how you are feeling about starting at Padgate Academy this September. Are you nervous? Are you excited? Would you like some of your questions answering?

We will make sure that we reply to your email and will also be doing a Question and Answer (Q&A) session with the common things students ask us and putting a video online for you to watch.

Send your emails to year7@padgateacademy.co.uk

We look forward to hearing from you soon!



DID YOU KNOW?

247 billion emails are sent each day!
That's one email every 0.00000035 seconds!



SUMMER SCHOOL

August 2020

What is summer school?

Summer school is a FREE week long programme where you get to take part in lots of fun filled activities, meet your fellow Year 7s, make lots of friends and enjoy yourself. We are hoping that summer school will still go ahead this year and will keep you informed of our dates and plans.

What activities will we be doing?

This year we have lots of teamwork and challenge activities planned so you can get to know your fellow students and build on your confidence.

You will also take part in numeracy and literacy activities to prepare you for the best possible start to Year 7.

Who can go and how much does it cost?

Every single new year 7 student is invited to our summer school and that includes you! One of the best things is that it is absolutely FREE.

So how do I sign up?

We will be in contact when we know whether the government guidance will allow us to run a summer school safely.



UNIFORM & EQUIPMENT

To make the best possible start at secondary school, you have to make sure that you are prepared. That means making sure that you have the correct uniform and equipment.



Plain white shirt

Standard academy red trim blazer

Academy tie

Plain black leather shoes with sensible heel

(No trainers or pumps, no boots and no canvas shoes)

Knitted black V neck jumper (Optional)

Dark waterproof outdoor jacket (Optional)

(No hooded tops or jackets)

Girls Items

Academy check kilt or plain black tailored trousers

Plain black socks or tights

(No 'Skinny Fit' trousers and no jeans)

Boys Items

Plain black tailored trousers

Plain black socks

PE Kit


Academy PE polo shirt

Academy PE shorts

Black football/black sports socks

Plain black or white indoor training shoes

(No canvas training shoes)



GETTING AROUND

In primary school you have most of your lessons in one place but in secondary school you have to move around from one lesson to the next. This is one of the biggest worries of new students and the thing we are asked the most questions about. People often worry about getting lost or not being able to find their way to lessons on time and being late.

Please don't worry! We have a 'no lates' rule for the first two weeks which means that even if you do arrive late for a lesson, you won't be in trouble. We also have the Y11 prefect team out on the corridors helping you to find your way around.

The map on the next page will show you the whole school site but here are some key areas;

Entrance to Academy: For students this is next to Padgate Library and is only open before school starts and at the end of the day. Visitors enter via the main reception.



Canteen Students can grab a free breakfast every morning, buy snacks at break and buy lunch. We have machines to put your money on to buy food. If you are entitled to free school dinners, your money is put on automatically for you.

Lockers: We have lockers available for Y7 students only. You don't have to rent a locker but can if you want to but some students find it helps to be able to keep PE kits and books in.



Classrooms There are different classrooms for different subjects.



Geography classroom



Science Laboratory



Design Studio



THE SCHOOL DAY

So what does a normal school day look like at Padgate Academy?

Well, it is a little bit different from what you might be used to at primary school but don't worry you will get used to it really quickly.

You are expected to get into school for 8.30am so you have plenty of time to get to Academic Review before the bell goes. We also have a free breakfast available every day to all students. You can grab this from the canteen or at breakfast club in the library.



On a Friday we start an hour later to allow staff training to take place. This means we don't have Period 1.

Monday-Thursday

08.40 - 8.50	ACADEMIC REVIEW
08.50 - 9.50	PERIOD 1
09.50 - 10.50	PERIOD 2
10.50 - 11.05	BREAK TIME
11.05 - 12.05	PERIOD 3
12.05 - 13.05	PERIOD 4
13.05 - 13.35	LUNCH
13.35 - 13.50	ACADEMIC REVIEW
13.50 - 14.50	PERIOD 5

Friday

09.40 - 9.50	ACADEMIC REVIEW
09.50 - 10.50	PERIOD 2
10.50 - 11.05	BREAK TIME
11.05 - 12.05	PERIOD 3
12.05 - 13.05	PERIOD 4
13.05 - 13.35	LUNCH
13.35 - 13.50	ACADEMIC REVIEW
13.50 - 14.50	PERIOD 5



TIMETABLE & SUBJECTS

So what type of subjects will you study whilst you are in Year 7?

Here is an example of a timetable that our current Year 7 students follow.

	Monday	Tuesday	Wednesday	Thursday	Friday
AR	Academic Review	Academic Review	Academic Review	Academic Review	
P1	English LSP N8	Mathematics JMC N10	PE JED SH	Science JLE D2	Academic Review (9.40-9.50am)
P2	Design MDE C4	Design MDE C4	History RKI N6	English LSP N8	Drama CJO ST2
	Break	Break	Break	Break	Break
P3	Mathematics JMC N10	Religious Studies SMC N12	Art AMI H3	Music SAU L2	English LSP N8
P4	Geography CPO N7	Spanish ELL J7	English LSP N8	Mathematics JMC N10	Spanish ELL J7
	Lunch	Lunch	Lunch	Lunch	Lunch
AR	Assembly	Academic Review	Academic Review	Academic Review	Academic Review
P5	Science JLE D2	Computer Science CMO N13	Science JLE D2	Geography CPO N7	Mathematics JMC N10

TIMETABLE CHALLENGE

Can you work out the answers to the following questions?
Use the teacher key on the right to help you.

- Which subject would you have period 5 on Monday?
- Who would your English teacher be?
- Which subject and teacher would you have period 4 on a Thursday?

TEACHER KEY

LSP– Mr Spence
MDE– Mr Dean
JMC– Mr McVeigh
CPO– Mr Pollard
JLE– Mrs Leigh
CMO– Mr Moore

SMC– Mrs McVeigh
AMI– Mrs Mitchell
SAU– Mr Austin
ELL– Mrs Lloyd
CJO– Mr Johnson
JED– Miss Edwards



LEADERSHIP OPPORTUNITIES

There are lots of leadership opportunities available for you to do not just in Year 7 but across all years, all the way up to Head Boy and Head Girl in Year 11. Here are a few of the roles you may want to apply for next year;

Form Representatives

Each form group will elect two students to represent them on the Y7 student council. The job of a form rep is to act on behalf of their form and be a voice when it comes to year group and whole school issues. From the 8 form reps in Y7, two will be voted onto the whole school council across all year groups and will be involved in helping to improve our school.

Librarians

We have a wonderful team of librarians who have helped to design, build and open our new library in school. Librarians have a rota of days they work including before school, during break and lunch and after school. Their responsibilities include; keeping books organised, helping students loan and return books, ordering new stock for the library and support with whole school reading events such as World Book Day.

Reception Duty

All Year 7 students are given the very special opportunity to become a reception duty monitor. This job includes spending one morning a half term working from reception to complete jobs and run errands around school.

Year 7 Mentors

In a years time when you are coming to the end of Year 7, I will be looking to you to become 'Y7 Mentors' to help the new students find their way around school and be a friendly face.



THINGS TO REMEMBER...

We know that moving from primary to secondary school is a big change and that even with all of our fantastic transition activities, you may still be a little nervous. So here are some top tips to remember when you start...

1. DON'T WORRY

Everybody at secondary school has been in your position before, we were all Year 7 once (even the teachers!). So we know what it feels like. Don't be afraid to ask other people what they felt like before they started.

2. BE PREPARED

Make sure that you start your secondary school adventure on the right foot by finding out as much as you can, the transition section on the BBC Bitesize website is really helpful. Not forgetting that you should also be prepared with all of the right equipment and uniform too.

3. BE YOURSELF

That is the best person you can be and that way you will make lots of friends who like you for who you are.

4. TRY YOUR BEST

If you work hard at school then you will get rewarded for it, whether this is through praise postcards, recognition rewards, rewards trips or letters and phone calls home.

5. ENJOY YOURSELF

Padgate Academy is a really exciting, fun and enjoyable place to learn. So make sure that you get involved with lessons, learning and all of the extra activities available.

WE LOOK FORWARD TO SEEING YOU SOON!



NOTES





Padgate Academy

Insall Road, Warrington, Cheshire, WA2 0LN

T: 01925 822632

E: info@padgateacademy.co.uk

W: www.padgateacademy.co.uk

F: [facebook.com/padgateacademy](https://www.facebook.com/padgateacademy)

T: twitter.com/padgateacademy