

New England Shutterbugs

Competitions



Competitions within NE Shutterbugs

NE Shutterbugs holds their Photographic competitions on the second Tuesday of October, November, January, February, March, and April of each camera club year. These competitions have two distinct formats- ELECTRONIC SLIDES & PRINTS.

Electronic Slides

The electronic slides competition has four categories;

Pictorial – Nature — Assigned -- Black & White.

Each of these categories will be subject to the rules of the NE Camera Club Council {NECCC} with the exceptions here as copied from the NECCC web site.

Pictorial {open} class

Keep in mind that pictorial competitions are intended for photographers, not photoshop or other programs. We recognize, however, that part of the attraction and fun of digital photography is the ability to alter the pictures captured by the camera, but the emphasis should be on displaying your photographs to best advantage either naturally or after manipulation for creative effect.

1. Pictorial is open. That means that all subject types as well as a variety of different techniques may be entered. However, remember that we have a diverse membership so please be sure that all photographs are in good taste.

2. Composite photographs are acceptable in the pictorial class as long as all elements included are the entering photographer's own work. Commercial clip art, parts of commercial collections or the work of other photographers may not be included. Artwork or computer graphics created by the photographer may be incorporated as long as the photographic content predominates.
3. Keep in mind that adding elements such as clouds, moons, frames, or fractals generated by image editing programs, plug-ins, or other software is considered the same as using commercial clip art and is not allowed. However, clouds, frames, or moons photographed or drawn by the photographer may be combined with other photographs. A good rule to follow is that anything that changes an element you drew or photographed is allowed, but any action that adds an element other than from one of your own photographs or digital art probably is not. Note that adding a mat or frame using the image editors drawing capabilities will normally be considered digital art by the maker and thus is allowed.

Nature

Nature photographs must follow the PSA {Photographic Society of America} definition of nature. It is restricted to the use of the photographic process to depict observations from all branches of natural history, except anthropology and archeology, in such a fashion that a will—informed person will be able to identify the subject material and to certify as to its honest presentation.

1. The story telling value of a photograph must be weighed more than the pictorial quality. Human elements shall not be present. {hand to man} The presence of scientific bands on wild animals is acceptable. Photographs of artificially produce hybrid plants or animals, mounted specimens, or obviously set arrangements, are ineligible, as is any form of manipulation that alters the truth of the photographic statement.
2. No elements may be moved, cloned, added, deleted, rearranged or combined. No manipulation or modification is permitted except for resizing,

cropping, selective lightening or darkening, and restoration of original color of the scene. No special effect filters can be applied. Any sharpening must appear natural.

3. You must check your photographs carefully to ensure that there is no “sign of man” in a nature picture. Common signs to look for are telephone lines or poles, mowed grass, bird houses, flowers that are not wild, animals that are not wild, airplane trails, trails that have been plowed or mowed. If a nature photograph that is found to be invalid because of the above will receive a “token” score of 9 points out of a possible 30 points.

Black & White

Manipulation is allowed in the black & white category.

1. One other color other than black & white is allowed. However, make sure it is only one color and not different shades of color.
2. Sepia is also allowed as a black & white.

Assigned Subject

Each year the club members pick six subjects for the following year. This gives photographers a chance to look for these subjects during the summer months. It also allows you to expand your interest into areas you normally do not participate in and experiment with different ideas.

1. These pictures can be manipulated but must stay to the assigned subject.
2. Remember it will be up to the judge as how close you remain to the assigned subject.

Prints

The prints competition has three categories;

Open Color – Black & White – Creative Digital

One print category will be selected each month.

A print may be entered in any size in all categories except Black & White. They must not exceed a size of 16” x 20”.

1. Members should keep in mind that size limitations often exist for competitions outside of our club.
2. Prints must be matted or mounted on foam board.
3. Framed pictures are not allowed in open color and black & white.
4. Only creative digital can be framed and printed on glass, wood, etc.

Open Color

These prints are subject to the same rules and restrictions as the pictorial category in the electronic slides competition. Some manipulation is allowed including computer generated filters, replacing the sky, and other compositing of images as may have been done in the past with film.

Black & White

Manipulation is allowed as specified in the open color prints category. One other color other than black & white is allowed in a black & white print. Sepia is also allowed as a black & white print.

Creative Digital

In this category you are allowed to show any photographic technique that you like. It may be presented, for example on glass, paper, cloth, canvas, etc. Panoramic pictures are also often shown although they are also allowed in the open color category. Use of editing programs is often what makes this category unique. It is often referred to as the “anything goes” category. A before picture and a brief explanation on how it was done will be required.

Entering Images more than once

An image may only be entered into a competition one time.
The program will not except same picture twice.

Competitions outside of NE Shutterbugs

During the year there are competitions that we as a club enter and that are sponsored by organizations outside of our club. They may include the following;

NECCC [New England Camera Club Council]

The Glennie

Ocean State

PSA {Photographic Society of America}

For each of these competitions NE Shutterbugs has a chairperson responsible for promoting and seeing that we as a club enter these competitions as club interest dictates. You may also refer to them at their web sites.

Ownership of Photographs

All images presented for display under the auspices of the New England Shutterbugs Camera Club shall have been taken by the person representing the photograph as their own. If they wish, NE Shutterbugs members may have someone else print, mat and or frame their photographs for them. However, the photograph and any modifications made during post processing must be solely the work of the person submitting the photograph for display. One exception to this rule is in Creative Digital, the executive board agreed that as long as a member used their own photograph as the starting basis for their final image that it is acceptable to use, for example, an overlaid image that may or may not have been created by the member. This is in keeping with the anything goes policy of this segment of our competitions and is meant to further foster innovative results using techniques such as graphic arts, filters, etc. which might employ the addition of graphic design features that were not created by the member.

**Please be considerate of private property and asked permission before going on property. When in group do not stand or walk front of another photographer.*

Scoring

The competitions are scored by the judge[s] on the basis of 1 – 30 points where 30 point is a perfect score. The judging will consider;

1. Composition.
2. Subject as it relates to the category.
3. Interest the {wow} factor and more.

Some things that will reduce a score include;

1. Grey skies
2. Flat mid-day lighting
3. Not enough breathing room in front of animal
4. Poor composition
5. Bulls eye framing
6. The rule of thirds
7. Objects seeming to come out of the heads of people or animals
8. Poor focus

Class

All camera clubs are made up of individuals whose experience levels vary greatly. We have everything from beginner “point & shoot” photographers to professional level folks who are considered “master” of their trade. It would not be considered fair for a beginning photographer to compete directly with a person whose work shows that they are in the “professional” Category. Thus, we have 3 levels of photographic expertise to compete in.

1. Beginners are designated as class **B**
2. Advanced as class **A**
3. Experienced [master]as class **M**

Each member must decide which category they feel they are in at start of year and will remain at that class for year. After yearend board will look at winning members and have you move up the next year. Remember this will make competition fun and still challenging, and new members not so hesitant to get involved.

Submitting slides for competition

How to process your photographs for the Digital Slides format

1. Be sure your program is set for sRGB. The color rendition on the screen will be best if the color profile of the image is sRGB.
2. Check your camera so it is set to sRGB also.

Elements program; go to image – convert to profile – convert to sRGB.

Photoshop program; go to image – mode – convert to profile convert to sRGB.

Sizing the image

This is necessary to be properly projected onto the screen.

The maximum width of any image should not exceed **1920** pixels.

The maximum height of any image should not exceed **1080** pixels.

Please note any width or height can be smaller, just not larger.

*pictures must be in **jpeg**. They will not go through program if raw.

Name your picture

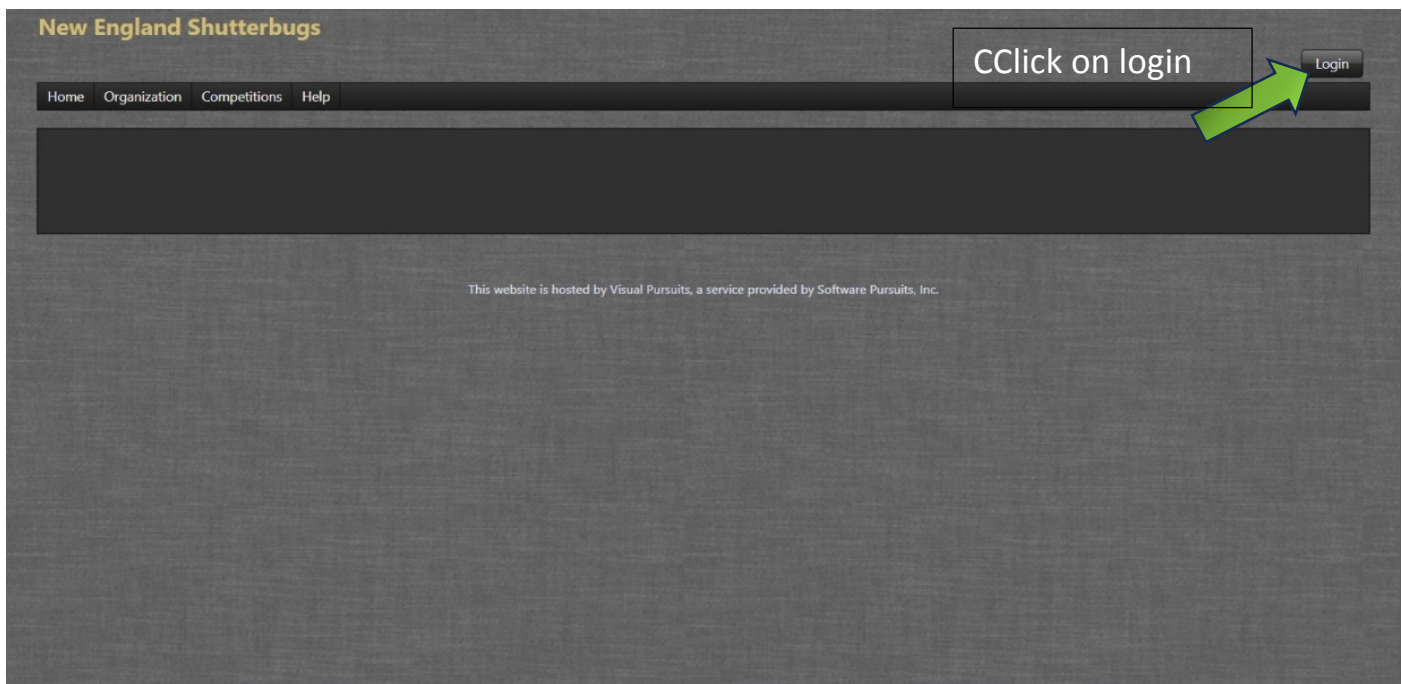
The name can sometimes have favor with judges because it can tell more of the story.

E-MAIL ADDRESS FOR SUBMISSION

NEW FOR 2025 – 2026 YEAR.

You will submit to: **neshutterbugs.visualpursuits.com.**

You will bring this screen up.



This will be the next screen you will see.

Your login name is the first letter of your name and last name, all lower case.
(Example, Sandy Carney, scarney)

Next screen you will go to the competition and click. Scroll down to
Submit Images to Competition.

Next screen you will see four (4) categories, select the one you want to

New England Shutterbugs

Home Organization **Competitions** My Account Help

Eric Johnson Logout

Submit Images to a Competition

[Video: How to Submit Images to a Competition](#)
[Video: How to Create an Image Sequence](#)

Current Competitions

Select the competition you wish to enter. If a competition has been closed for entries you will be able to display your images in the competition but you will be unable to change those entries.

☐ Include closed competitions

You may click on a heading to sort by that column.

	Competition Date	Prints	Competition Title	Competition Type	Close Date/Time
Select	Tuesday, May 14, 2024		Black & White No additional images may be entered into this Competition. You have entered 1 images into this Competition. The competition allows a maximum of 1 images from each author. You have entered 1 images into the Competition Group "Black & White". A maximum of 1 images may be entered per author into this Group and any subgroups. You have reached the maximum entries allowed per person of 1 for this Competition. The maximum entries allowed (1) has been reached for the Competition Group "Black & White". To submit a different image, you must first delete one of the already submitted images.	Black & White	Sunday, May 12, 2024 12:00 AM EDT
Select	Tuesday, May 14, 2024		Pictorial 1 additional images may be entered into this Competition. You have entered 0 images into this Competition. The competition allows a maximum of 1 images from each author. You have entered 0 images into the Competition Group "Pictorial". A maximum of 1 images may be entered per author into this Group and any subgroups.	Pictorial	Sunday, May 12, 2024 12:00 AM EDT
Select	Tuesday, May 14, 2024		Assigned Subject 10 additional images may be entered into this Competition. You have entered 0 images into this Competition. You have entered 0 images into the Competition Group "Assigned Subject". A maximum of 10 images may be entered per author into this Group and any subgroups.	Assigned Subject	Sunday, May 12, 2024 12:00 AM EDT

This website is hosted by Visual Pursuits, a service provided by Software Pursuits, Inc.

submit to.

I will select Assigned Subject.

(yes nature is missing in this slide, but will be included in future.)

New England Shutterbugs

Eric Johnson Logout

Home Organization Competitions My Account Help

Submit Images to a Competition

Video: How to Submit Images to a Competition

Video: How to Create an Image Sequence

Competition: Assigned Subject

Competition Date: Tuesday, May 14, 2024 7:00 PM
Status: Open

Closes: Friday, May 10, 2024 9:57 AM
Competition Level: Masters

Competition maximum pixel width for images: 1400
Competition maximum pixel height for images: 1050
Note: The Image Resolution (pixels per inch or centimeter) does not matter and is never used. If you submit an image larger than the system maximum size of 7680 x 4320 pixels, your image will be resized to conform with the system limits. If your image file size exceeds 20.0MB, you may see an error message and the file will not be uploaded. It is recommended that you try to keep your image sizes under 4MB.

If your image might be used in multiple competitions with different size limits, upload an image large enough for any of the possible competitions. Images will be re-sized down to the maximum allowed by a competition when viewed for judging.

Maximum title length: 2000 characters.
Image Sequences are not permitted.

Images you entered into this Competition

10 additional Images may be entered into this Competition.
You have entered 0 Images into this Competition.
You have entered 0 Images into the Competition Group "Assigned Subject".
A maximum of 10 Images may be entered per author into this Group and any subgroups.

Click on Upload your Images into the Competition.

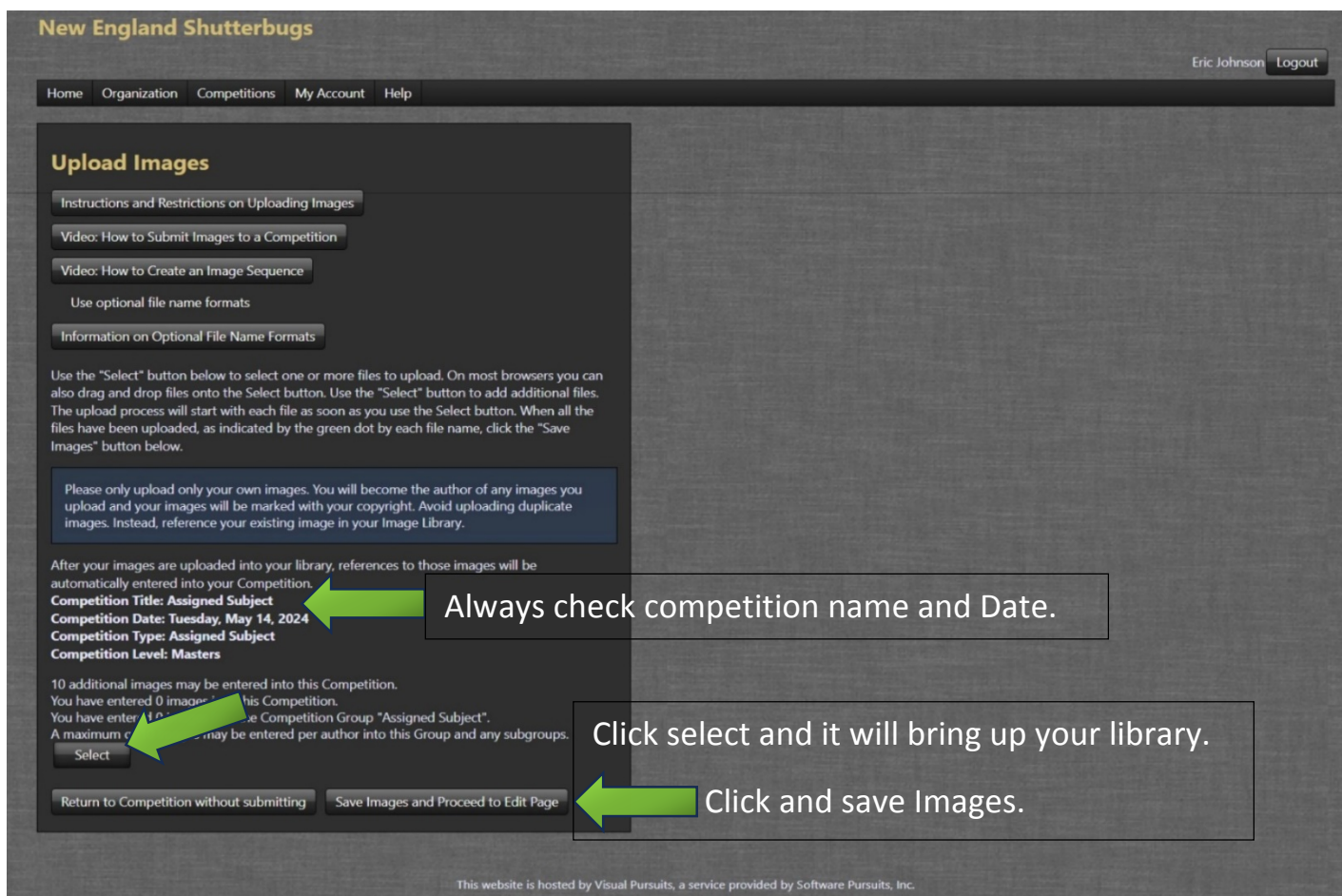
There are no images to display.

Upload Images into the Competition Add Images from my Image Library Return to Competition List

This website is hosted by Visual Pursuits, a service provided by Software Pursuits, Inc.

Next screen you will upload your image.

This is the next screen you will see.



Always give your picture a TITLE. A suggestion is always to help it tell the story. It is good to give the name of the flower, butterfly or bird but make sure you have the correct name.

There will be a yellow dot, wait for it to turn green. This will indicate that your image has been uploaded.

The following screen is what you should see. This will allow you to change or edit your picture until the close of the competition.

New England Shutterbugs
Eric Johnson Logout

Home Organization Competitions My Account Help

Edit New Images

The images below have been saved into your image library. To replace an image, edit it in your Image Library or from the Submit to Competition page after completing this page. Use the "Delete" checkbox to delete an image from your library.

Review these images and make any needed changes to the titles or other information. Click the "Save any changes..." button when you have finished all of your updates on this page so that your changes can be saved and, possibly, added to a competition or gallery. You will then return to the page where you started your upload.


Note that each image from an author must have a unique title. An Image Id may have been added to your original title to make it unique.

Do not upload duplicate images. Instead, you should reference the existing image from your Image Library. Image duplicates may have their data merged by the system, if detected after images have been processed.

After your images are uploaded into your library, references to those images will be

This will repeat the date and

The maximum number of characters displayed in a title for judging and shows is 2,000. Image Sequences are not permitted in this competition. 1 additional images may be entered into this Competition. You have entered 0 images into this Competition. The competition allows a maximum of 1 images from each author. You have entered 0 images into the Competition Group "Assigned Subject". A maximum of 10 images may be entered per author into this Group and any subgroups.



Title:

Balance Rock, Utah

Title contains 18 characters.

English Spell Check

Image Id=22853286, 1400x933 , 1/250 f16, ISO: 125, Created: 2023-09-08 Canon EOS 90D, 120mm

Allow Public Display

Author's Image Id:


This is a field for the author's use only to help identify the image within the author's collection.

Delete

Skip

When you click the button below your changes will be saved. You will then return to the page where you started your upload.

Save any changes and return to the original page



This website is hosted by Visual Pursuits, a service provided by Software Pursuits, Inc.

Save any changes and return to the original page. Review your image.

If you are happy with your image return to the competition list to select another subject or exit out.

Remember your elected board members are always available to help.

12