I'm not robot
reCAPTCHA
Continue

Geometry proofs practice worksheets with answers

If you're seeing this message, it means we're having trouble loading external resources on our website. If you're behind a web filter, please make sure that the domains *.kastatic.org and *.kasandbox.org are unblocked. chegg textbook solutions textsheet December 12, 2019February 12, 2020 corbettmaths This worksheet explains how to prove that two triangles are congruent.

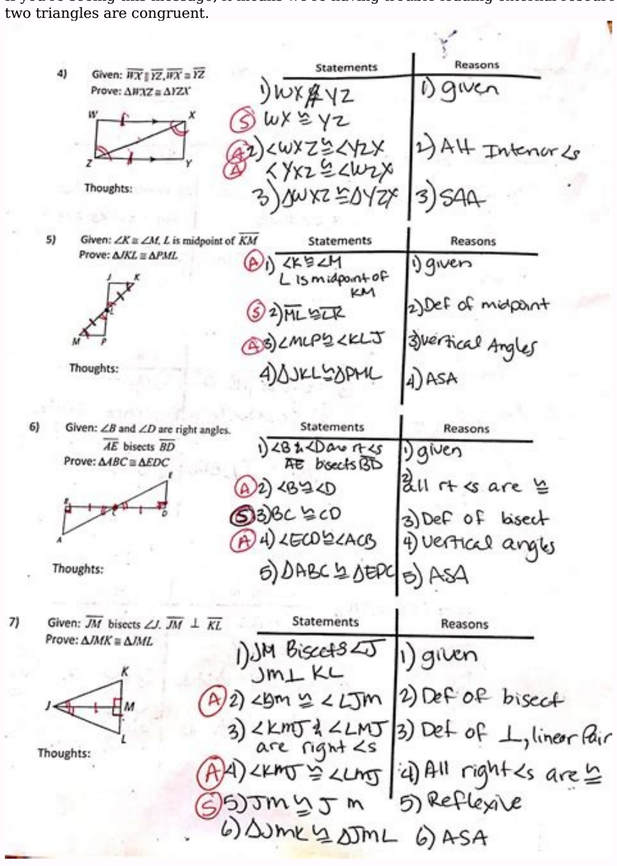

A sample problem is solved, and two practice questions are provided. Students will do each proof. Ten questions are provided. Students will prove the statements provided. Ten questions are provided. This worksheet review how to do coordinate geometry proofs. Six practice questions are provided. chest x ray report normal example Students will demonstrate their understanding of coordinate geometry proofs. Ten problems are provided. Students will prove the three statements provided. Space is included for students to copy the correct answer when given. This worksheet explains how to find the slope of a segment of a quadrilateral. A sample problem is solved, and two practice questions are provided. You will draw a quadrilateral on a graph paper and then you will break down all the measures that can be found. Students will draw the described quadrilateral and answer the questions. Ten questions are provided. This worksheet reviews coordinate geometry with a quadrilateral. Six practice questions are provided. Students will demonstrate their understanding of coordinate geometry by drawing the described shape and answering the questions. Ten problems are provided. Students will draw the quadrilateral and answer the questions. Three questions are provided, and space is included for students to copy the correct answer when given. Mathworksheetsgo.com is now a part of Mathwarehouse.com.

All of your worksheets are now here on Mathwarehouse.com. Please update your bookmarks! Enjoy these free sheets. Each one has model problems worked out step by step, practice problems, as well as challenge questions at the sheets end. Plus each one comes with an answer key. Displaying all worksheets related to - Geometry Proofs.Worksheets are Geometry proof work with answers, Unit 4 triangles part 1 geometry smart packet, Geometry work beginning proofs, Geometry smart packet triangle proofs answers, Geometry chapter 2 reasoning and proof, Unit 1 tools of geometry reasoning and proof, Grade 11 euclidean geometry circles terminology, Geometry honors coordinate geometry proofs.*Click on Open button to open and print to worksheet. Tips for Writing Circle Proofs? Steps for writing circle proofs - Make a problem - Draw a circle, mark a dot as a center and then, draw a diameter through the central point. You will use a diameter to make one side of the triangle. Then, let two sides join at a vertex somewhere on the circumference.

Prove Triangls are Congruent

1.

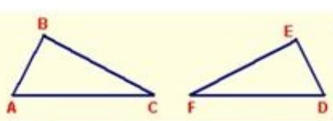

Given: $\overline{AB} \cong \overline{DE}$
$\angle B \cong \angle E$
$\overline{BC} \cong \overline{EF}$
Prove: $\Delta ABC \cong \Delta DEF$

Method	Statements	Reasons
	1. $\overline{AB} \cong \overline{DE}$	
	2. $\angle B \cong \angle E$	
	3. $\overline{BC} \cong \overline{EF}$	
	4. $\Delta ABC \cong \Delta DEF$	Method for Congruent Triangles

2.

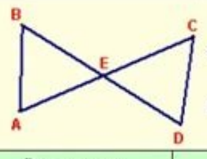

Given: E is the midpoint of $\overline{BD}$
$\overline{AE} \cong \overline{EC}$
Prove: $\Delta AEB \cong \Delta CED$

Method	Statements	Reasons
	1. $\overline{BE} \cong \overline{ED}$	
	2. $\angle BEA \cong \angle DEC$	
	3. $\overline{AE} \cong \overline{EC}$	
	4. $\Delta AEB \cong \Delta CED$	Method for Congruent Triangles

3.

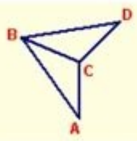

Given: $\angle D \cong \angle A$
$\angle BCD \cong \angle BCA$
Prove: $\Delta ABC \cong \Delta DBC$

Method	Statements	Reasons
	1. $\angle D \cong \angle A$	
	2. $\angle BCD \cong \angle BCA$	
	3. $\overline{BC} \cong \overline{BC}$	
	4. $\Delta ABC \cong \Delta DBC$	Method for Congruent Triangles

Divide the triangle in to two - Now, you will have to split the triangle into two sides. For this, you will make a radius from the central point to the vertex on the circumference. Double Isosceles Triangles - You will have to identify two sides of each small triangle that are radii. In a specific circle, all of them are the same. It indicates every small triangle have two sides with the same length.



It means both triangles are isosceles triangle.

Isosceles triangle angle - If every small triangle has two equal angles, it means they are isosceles. Addition of 180 degrees in the angles of the big triangle - The internal angle's sum must be 180 degrees. Three angles a, b and a+b is the part of the big triangles. If we combine 2a + 2b, it will be equal to 180 degree.



M$6 EUCLIDEAN GEOMETRY PROOFS REVIEW WORKSHEET

1) **6/01 Regents, #33**

Given: chords $\overline{AB}$ and $\overline{CD}$ of circle O intersect at E, an interior point of circle O; chords $\overline{AD}$ and $\overline{CB}$ are drawn.

Prove: $(AE)(EB) = (CE)(ED)$

Complete proof here:

2) **1/06 Regents, #34**

Given: parallelogram $FLSH$, diagonal $\overline{FGAS}$, $\overline{LG} \perp \overline{FS}$, $\overline{HA} \perp \overline{FS}$

Prove: $\Delta LGS \cong \Delta HAF$

Complete proof here:

Therefore, a + b is equal to 90 degree. These worksheets explain how to prove the congruence of two items interior to a circle. Your students will use these worksheets to learn how to perform different calculations for the parts of circles (e.g. secants, chords, angles, circumferences, etc.) using the correct mathematical proofs. Sheets include necessary proofs. gre questions with answers