

C-Series

Quality-Crafted in the USA since 2006

CARDINAL 
MANUFACTURING LLC

888-323-8737
cardinalmanufacturing.com
info@cardinalmfg.net



HI THERE!

Have you ever wished for a little more? A little more goals reached. A little more power at your fingertips. A little more of the latest and greatest. A little more time at the end of the day to kick back and relax. We hear you.

Here at Cardinal, our research and development team has been hard at work behind the scenes, and we're proud to present our last little project, which isn't so little.

The Mule 7040c or 7040Rc has the potential to change your life, not just your workday. With a 40HP engine and 12,000 pound of lifting capacity, it's ready to tackle any delivery with ease.

As a trusted name with experience in the industry, we've been setting the standard for quality moving equipment, developing the technology to address issues, and providing the service to back it all.

If you're only moving small shipping containers, PSU boxes, or sheds, we still offer the perpetually popular Mule 413c. Or for the wireless remote control option, choose the Mule 524c wheel machine or the

Mule 628Tc track machine fitted with electronic controls and an on-board diagnostic screen.

While the Mule delivery system was originally developed for the shed industry, it wasn't long until others in the portable structure delivery world came knocking and asking us to design a Mule that would fit their specific industry. And we've done that. But what sets the C-Series apart is its versatility, allowing you to easily transport and set ISO containers, PSU boxes, portable buildings – or all three! Simply choose the mast attachment that applies and you're all set. Expand your possibilities with our popular and versatile C-Series.

Whether you're looking for rugged reliability or cutting-edge innovation, we have the Mule for you. Pair one of these machines with our container dollies and C-Series Trailer or Truck for the perfect moving match!

Speak with our friendly, helpful team to discuss your options and see which Mule will best fit your needs.

Our Mules Deliver.™



OUR COMMITMENT

From the very beginning, we've been committed to being there for you

QUALITY CRAFTSMANSHIP



Each Mule that passes through our doors has been created right here in the United States by skilled craftsmen. By sourcing quality components, taking an honest pride in quality workmanship, and being dedicated to innovation, we are pleased to offer you a product that is truly unique in its capabilities.

RUGGEDLY RELIABLE EQUIPMENT



We know that you work hard, so you need equipment that works just as hard as you do. And at the end of the day, you need something you can depend on. We are committed to providing you with equipment that will stand the test of the challenges you face every day, and save you a lot of stress.

CUTTING-EDGE TECHNOLOGY



Our Research and Development Team listens to what you say and is always hard at work behind the scenes, creating innovative solutions to solve the problems you face. We've done it again in developing the all-new hydraulic pilot operated drive control system featured on the 7040C/7040RC, enhancing reliability and providing increased operator feedback.

AN EXCEPTIONAL KNOWLEDGEABLE TEAM



We are dedicated to the industry we serve. That means our professional and friendly Sales Team is well-educated and experienced with our products, and our highly-acclaimed Technical Support Team is here to answer your service questions, assist with troubleshooting, and even provide 24 hour emergency technical assistance.

SERVICE THAT STANDS OUT



We realize that service is just as important as innovation. That's why we've developed a growing network of certified Service Centers across North America that work alongside our technicians to service and maintain your Mule, as well as keeping parts in stock. And any time you call our office, you'll speak to a real person right away. We're at your service.

A REPUTATION BEYOND COMPARE



We care about you, and that's earned us a reputation we're proud of. We are committed to continuing to provide you with equipment you can rely on, service that goes the extra mile, and innovation that's at the leading edge. Our equipment works hard so you don't need to.

Our Mules Deliver.™



***The Mule that
can do it all***



Take it anywhere

The C-Series Mule and Truck/Trailer system is very maneuverable. It is easy to set boxes almost anywhere quickly, even behind your customer's house or in tight apartment complexes and parking lots giving you a great market advantage. All you need is a single parking space to set a 20' container in a parking lot. With its large tires and plenty of power, the Mule easily jumps curbs and floats over yards, even when fully loaded.

One Mule – *Three Applications...*



ISO Shipping Container



Portable Storage Unit



Portable Building



MULE 413c

Offering a history of reliability and efficiency, the Mule 413c is powered by a 13HP Honda engine producing 44,000 in. lb. of axle torque. Modeled after our original Mule 4HD, the Mule 413c boasts a number of upgrades, such as a heavy-duty permanently-lubricated mast tilt bushings, no-drift tail-wheel cylinder, latch-in easily removable rear hood, and the new arched mast arms for maximum maneuverability.





Popular Options

1. Fluid-Filled or Foam-Filled Drive Tires
2. LED Work/Strobe Lights (3 Ct.)
3. Toolbox

MULE 524c

If you're looking for a wheeled Mule with modern technology, you'll be happy to meet the Mule 524c. With features such as High Torque Drive Hubs, Automatic Tracking, On Board Diagnostics, not to mention the all-new Arched Mast Arms, the Mule 524c will take you – and your container – where you need to go. All of the options that you have come to enjoy, such as the Wireless Remote Control, Toolboxes, LED Work Lights, Tire Ballast, and Foam-Filled Tires are available on this Mule as well. Powered by a 24HP Honda engine and with more than 97,000 in. lb. of axle torque, the Mule 524c is the most powerful wheeled Mule on the market.





Popular Options

1. Wireless Remote Control
2. Toolbox with bracket
3. Non-Marking Tires


PSUG2c MULE

The PSUG2c Mule offers innovative technology such as High Torque Drive Hubs, Automatic Tracking, and On-Board Diagnostics. Powered by a 24HP Honda engine and with more than 97,000 in. lb. of axle torque, the PSUG2c Mule offers you unprecedented power and flexibility. It's the only Mule outfitted with an automatic lifting Weight Indicator and comes standard with a Wireless Remote Control. The PSUG2c is especially designed to fit the needs of those moving both ISO shipping containers and portable storage containers.



Wireless Remote Control





Popular Options

1. Portable Storage Unit Forks
2. Toolbox
3. LED Work/Strobe Lights (3 Ct.)

MULE 628Tc

This is where modern technology meets rugged reliability and practical solutions. With its Electronically-Controlled, Fuel-Injected 28HP Honda engine and 119,000 in. lb. of axle torque, the Mule 628Tc will provide you with even more power for rugged terrain and difficult sets. In addition, the Mule 628Tc features three automatic electronic throttle control modes, as well as the flip-up dashboard and latch-in front hood, making it easier to service your engine. Need more? The Mule 628Tc-HD with its 10,000 pounds of lifting capacity will make short work of the deliveries that used to leave you sweating.





Popular Options

- 1. 10,000 lb. Lifting Capacity
- 2. Wireless Remote Control
- 3. Toolbox

MULE 7040c/7040Rc

With its electronic fuel-injected 40HP Vanguard engine, the Mule 7040c is our most powerful Mule. In fact, it's the most powerful Mule ever, 40% more engine power than the 628Tc. With a standard 12,000 pound lifting capacity with power rotator and 119,000 in. lb. of axle torque, the Mule 7040c is especially equipped for the most extreme deliveries of heaviest units in the industry, up to 24,000 lb. (including dolly lifting capacity). The Mule 7040c features our patented i-Trax technology and is available with our highly popular wireless remote control, as well as the LED Work Lights and Toolbox.



Standard Features*



External Air Cleaner



Hydraulic Pilot Drive Controls



12,000 Lift Capacity



*Latest generation 40 HP
EFI Vanguard engine*



*Shock-Absorbing Step Plate
Operator Station*



*Larger Hydraulic Oil Capacity
and Hydraulic Oil Cooler*

**Standard features on both the Mule 7040Rc and the Mule 7040c.*

MULE 7040c



*Mechanical Hydraulic
Controls*

MULE 7040Rc



*Electronic and Mechanical
Hydraulic Controls*



*Recessed On-Board
Diagnostic Screen*



E-Throttle



Wireless Remote Control



Specifications

	Mule 413c	Mule 524c	Mule PSUG2c	Mule 628Tc	Mule 7040c	Mule 7040Rc
Engine	13HP Honda	24HP Honda	24HP Honda	28HP EFI Honda	40HP EFI Vanguard	40HP EFI Vanguard
Max Travel Speed	2.1 mph	4.1 mph	4.1 mph	3.7 mph	4.3 mph	4.3 mph
Axle Torque*	44,000 in. lb.	97,000 in. lb.	97,000 in. lb.	119,000 in. lb.	119,000 in. lb.	119,000 in. lb.
Weight	1,760 lb.	1,986 lb.	2,187 lb.	2,670 lb. 2,980 lb. (628Tc-HD)	3,325 lb.	3,510 lb.
Height	78"	78"	78"	80.75"	82.25"	82.25"
Width	38.25"	39.5"	39.5"	43"	44.5"	44.5"
Length	64"	66.5"	66.5"	65.5"	73.75"	73.75"

*Approximate theoretical combined wheel motor torque



Standard and
Optional Features

	Mule 413c	Mule 524c	Mule PSUG2c	Mule 628Tc	Mule 7040c/7040Rc
ISO Container Capabilities	●	●	●	●	●
Portable Building Fork Adapter	○	○	○	○	○
PSU Box Fork Adapter	○	○	○	○	○
Load Weight Indicator	—	—	●	—	—
Wireless Remote Control	—	○	●	○	○
5,000 lb. Lift Capacity Mast	●	●	●	●	—
12,000 lb. Lift Capacity Mast	—	—	—	○	●
On-Board Diagnostic Control	—	●	●	●	○
Two-Speed Drive	—	●	●	●	●
Non-Marking Tires	○	○	○	—	—
Non-Marking Tracks	—	—	—	○	○
Jack Holder	●	●	—	●	●
Fluid-Filled Drive Tires	○	○	○	—	—
Foam-Filled Drive Tires	○	○	○	—	—
Foam-Filled Rear Tire	●	●	●	—	—
LED Work/Strobe Lights	○	○	○	○	○
Toolbox and Level Holder	○	○	○	○	○
Arched Mast Arms	●	●	●	●	—
Ride-On Operator Station	●	●	●	●	●
I-Trax™ Technology	—	—	—	●	●

● Standard ○ Optional — Not Available

Deliver More





C-SERIES TRUCKS AND TRAILERS

Designed and built to complement the Mule delivery system

Our C-Series trailers and truck-mounted beds are designed to transport your containers safely and with ease. From the simple but secure lever locking mechanism to secure the Mule, to the pin-style container locking system, our C-Series trailers and truck beds make securing and delivering the containers easy and efficient.

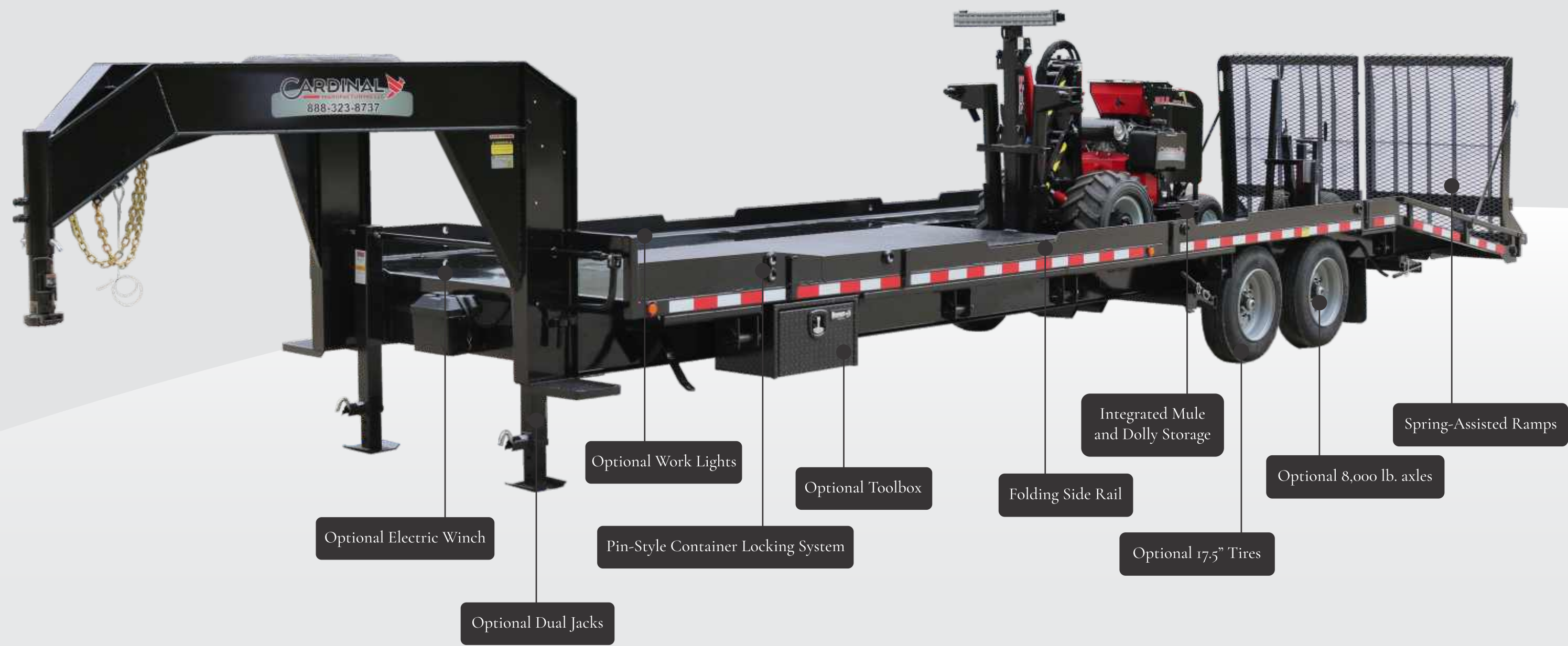
A special feature of the C-Series Delivery system is the ability to easily and quickly level load and unload your container with the Mule.

With no bulky moving system, you can simply park your truck or trailer wherever it is convenient, such as along the side of a street or in a parking lot, pull the container off the back of the trailer or truck bed and take it wherever it needs to go with the Mule.

We are pleased to offer you a wide variety of options to personalize your equipment, whether you choose to use a trailer or a truck. Our knowledgeable, friendly sales staff will be happy to assist you in choosing the equipment that will best fit your needs.

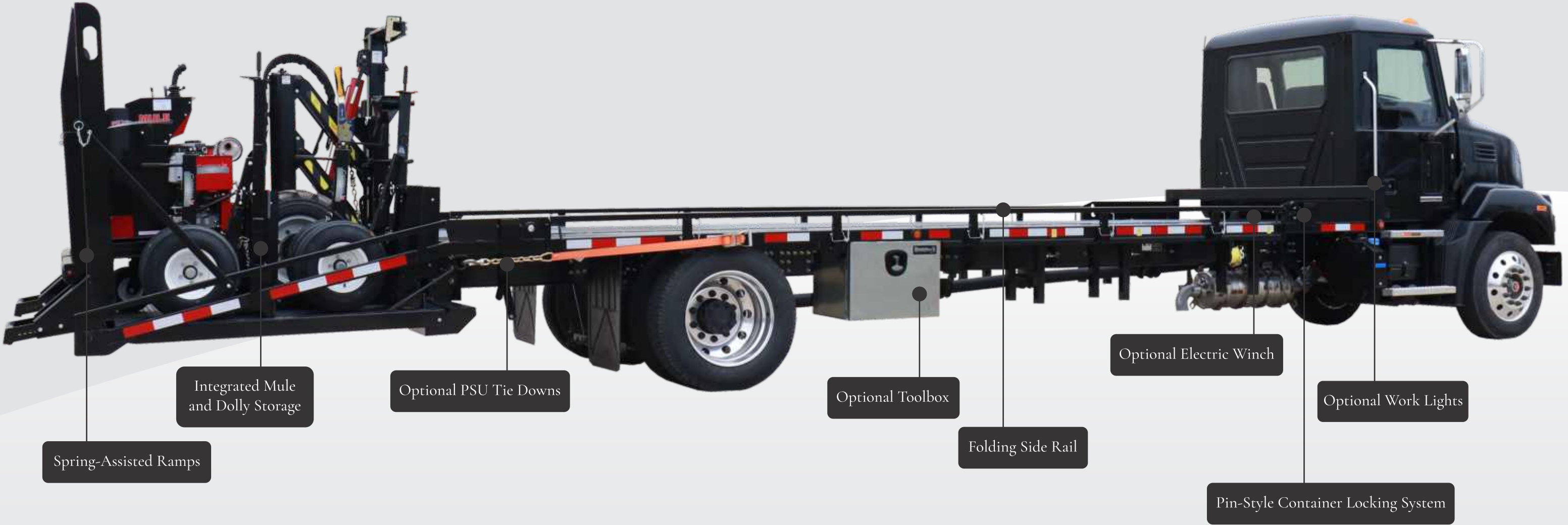
C-SERIES TRAILER

Standard and optional features



C-SERIES TRUCK

Standard and optional features





Optional Power Lift Ramps

Pin-Style Container Locking System

Air Ride Suspension

Optional Toolbox

Integrated Mule
and Dolly Storage

Optional Work Lights

Pin-Style Container Locking System

Optional Sideway Track System
with wireless remote controls
to navigate tight turns

C-SERIES SEMI TRAILER

Standard and optional features

A Whole New World of Possibilities

Expand your options and offerings and grow your business with an ISO trailer designed to move either a 40' ISO' container, two 16' containers, two PSU boxes, or both.





Expand your options and offer more

Make it yours

MULE CARRIAGE



Use our popular Carriage option to transport any model Mule on your truck. In addition to a secure method of transport, it also provides fast and easy loading and unloading of your Mule. With hydraulic drive power, all movement when loading and unloading is fully controlled, even when parking on slopes and uneven terrain.

ISO CRANK-UP DOLLIES



- Convenient manual crank system to raise and lower container
- Lock directly to your ISO container
- Towable for easy moving




ISO EZ-STOW DOLLIES



- Light and portable
- Conveniently stow away on the mast for ease of storage and transportation
- Innovative locking system for secure transport



ISO Crank-Up Dollies



ISO EZ-Stow Dollies



Give your business the boost it needs with new equipment financed through our in-house financing company. With flexible finance, rent, or lease to purchase options, you'll be able to grow your business without breaking out of budget.

CARDINAL
LEASING LLC

*Our Mules Deliver.*TM



888-323-8737

cardinalmanufacturing.com

info@cardinalmfg.net

The information contained in this document is subject to change without notice.