

# CARDINAL

MANUFACTURING LLC

## C-Series



For over a decade, we've been setting the standard for quality moving equipment, developing the technology to address issues, and providing the service to back it all. While our initial focus was on the shed-delivering industry, we've opened our doors to new industries that have come knocking. Based on customer demand, we've developed a Mule that will serve you expertly, no matter what your application.

We are pleased to introduce the all new C-Series - Mules with a whole new set of capabilities, developed especially with the ISO industry in mind. Whether you're moving ISO containers, portable buildings, portable storage units, or all three, you'll find the C-Series Mule ready to pull its share and more. The C-Series Mule is currently available in almost all of our popular platforms, so go ahead and choose the features you need. Pair one of these machines with our new container dollies for the perfect moving match!

***Our Mules Deliver.***<sup>™</sup>



THE MULE THAT CAN DO IT ALL





**UNPARALLELED  
MANEUVERABILITY**



# ONE MULE – *Three Applications...*

*ISO Shipping Container >>>*

---



*Portable Storage Unit >>>*

---



*Portable Building >>>*

---





*ISO Containers*



*PSU Boxes*



*Portable Buildings*



# ISO Crank-Up Dollies






The Crank-Up Dollies lock directly to your ISO container and are towable for easy moving.



# EZ-Stow ISO Dollies

The EZ-Stow Dollies are light and portable and stow away right on the mast.



	<div>COMPARISON CHART</div> 	 <div>MULE 413c</div>	 <div>MULE 524c</div>	 <div>MULE PSU62c</div>	 <div>MULE 624Tc</div>	
	PSU Box Fork Adapter	optional	optional	optional	optional	
	Portable Building Fork Adapter	optional	optional	optional	optional	
	ISO Container Capabilities	standard	standard	standard	standard	
	Load Weight Indicator	N/A	N/A	standard	N/A	
	Wireless Remote Control	N/A	optional	optional	optional	
	5,000 lb. Lift Capacity Mast	standard	standard	standard	standard	
	Hydraulic T-Bar	standard	standard	standard	standard	
	Two-Speed Drive	N/A	standard	standard	standard	
	Towable Dollies	optional	optional	optional	N/A	
	EZ Stow Dollies	optional	optional	optional	optional	
	Jack Holder	standard	standard	standard	standard	
	Fluid-Filled Drive Tires	optional	optional	optional	N/A	
	Foam-Filled Drive Tires	optional	optional	optional	N/A	
	Foam-Filled Rear Tire	standard	standard	standard	N/A	
	LED Work Lights	optional	optional	optional	optional	
	Toolbox	optional	optional	optional	optional	



A WHOLE  
NEW WORLD  
OF POSSIBILITIES



# CARDINAL

MANUFACTURING LLC



*The information contained in this document is subject to change without notice.*

888.323.8737 • [info@cardinalmfg.net](mailto:info@cardinalmfg.net)