

NAOMI JEANETTE ROBINSON TRUCKING

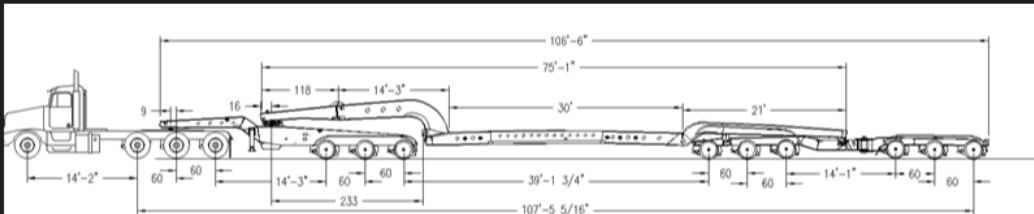
CARRIER PACKET

WELCOME TO HEAVY HAUL INFRASTRUCTURE

NAOMI JEANETTE ROBINSON TRUCKING

THE LEGAL LIMITS FOR AXLES AND PERMITS COST TO OPERATE

1. *CHAIN LAWS*
2. *SINGLE TRIPS*
3. *ANNUAL TRIPS*



USDOT# 3030152

MC# 38945

1444 Jeffery Road #580

Rocky Mount, NC 27804

(252)930-3321 - iPhone

(252)801-7058 - iPad Pro [Facetime - Only]

njrtrucking@gmail.com

<http://www.njrtruckingllc.com>



Naomi Jeanette Robinson Trucking
To be successful, go over and beyond the average!

CARRIER PROFILE

COMPLETE LEGAL NAME: Naomi Jeanette Robinson Trucking LLC

NAME / TITLE: Tariq Tony Robinson

SHIPPING ADDRESS: 1444 Jeffreys Road #580 / Rocky Mount, NC 27804

DISPATCH DAY PHONE: (252)985-1650

NIGHT PHONE: (252)930-3321

FAX: (252)446-6645

FMCSA DOT OPERATING AUTHORITY: Yes

E-MAIL ADDRESS: njrtruckingllc@gmail.com

I WOULD APPRECIATE IF YOU WOULD SEND AVAILABLE FREIGHT EACH DAY

BY: E-mail

INDEPENDENT CONTRACTOR AGREEMENT (Flatbed)



2024 REITNOUER BIG BUBBA TRIAXLE ALL ALUMINUM FLAT DECK, 53 Length x 102" Width x 51" Height, Air Ride, Air Lift Rear & Front Axle, 72" Spread, 2 Tool Boxes, 1 Dunnage Rack, 22.5" Michelin Tires, Aluminium Rims, 30" Kingpin Setting, LED Lights, Strobe Lights & Camera in Rear, Coil Pack, 3 Wood Nailers, 12,500 lbs. Tare Weight, Canada & California Legal

CONTRACT REQUIREMENTS

- A. GROSS VEHICLE WEIGHT RATING**
 - a. Tri Axle Tractor - 61,500 lbs.
 - b. Tridem Axle Trailer - 66,000 lbs.
- B. TRACTOR & TRAILER GROSS WEIGHT RATING**
 - a. Tractor & Trailer (7-Axles) - 127,500 lbs.
 - b. Weight Per Axle - 18,214 lbs. Per axle
 - i. Weight Per Foot (75' Total Length) - 1,700 lbs.
 - ii. Max. Axle Spread - 23' Spacing
 - iii. # of Axles Required - 7 Axles
- C. TRACTOR & TRAILER AMOUNT OF AXLES**
 - a. Tractor - 4 Axles
 - b. Trailer - 3 Axles
 - c. Total Axles - 7-Axles
- D. MANUFACTURER MAX. PERMIT WEIGHT PER AXLE**
 - a. Steer Axle - 20,000 lbs.
 - b. Tractor Lift Axle - 23,000 lbs.
 - c. Tractor Drive Axle - 46,000 lbs.
 - d. Trailer Tridem - 75,000 lbs. Per Axle
 - e. Manufacturer Gross Combination Weight Rating - 164,000 lbs.

- f. *Average Weight Per Axle - 23,428 lbs. Per axle (not perishable)*
 - i. *Weight Per Foot (75' Total Length) - 2,186 lbs.*
 - ii. *Max. Axle Spread - 18' Spacing*
 - iii. *# of Axles Required - 9 Axles*
- E. **NORTH CAROLINA MAX. PERMIT WEIGHT PER AXLE**
 - a. *Steer Axle - 20,000 lbs.*
 - b. *Tractor Tridem Axle - 60,000 lbs.*
 - c. *Trailer Tridem - 60,000 lbs. Per Axle*
 - d. *Gross Combination Weight Rating - 140,000 lbs.*
 - e. *Average Weight Per Axle - 20,000 lbs. per axle(not perishable)*
 - i. *Weight Per Foot (75' Total Length) - 1,866 lbs.*
 - ii. *Max. Axle Spread - 21' Spacing*
 - iii. *# of Axles Required - 8 Axles*
- F. **FEDERAL MAX. PERMIT WEIGHT PER AXLE**
 - a. *Steer Axle Hub to Lift Axle Hub (22' Spacing) - 40,000 lbs.*
 - b. *Lift Axle Hub to Drive Axle Front Hub (4.5' Spacing) - 34,000 lbs.*
 - c. *Drive Axle Hub Front to Drive Axle Hub Rear (4.5' Spacing) - 34,000 lbs.*
 - d. *Drive Axle Hub Rear to Trailer Tridem Axle Hub Front (30' Spacing) - 40,000 lbs.*
 - e. *Trailer Tridem Axle Hub Front to Trailer Tridem Axle Hub Center (6' Spacing) - 34,000 lbs.*
 - f. *Trailer Tridem Axle Hub Center to Trailer Axle Hub Rear (6' Spacing) - 34,000 lbs.*
 - g. *Gross Combination Weight Rating - 216,000 lbs.*
 - h. *Average Weight Per Axle - 30,857 lbs. Per axle (not perishable)*
 - i. *Weight Per Foot (75' Total Length) - 2,880 lbs.*
 - ii. *Max. Axle Spread - 13' Spacing*
 - iii. *# of Axles Required - 12 Axles*
- G. **TOTAL LENGTH OF VEHICLE**
 - a. *Tractor (Bumper to Bumper) - 447" (37')*
 - b. *Trailer (Front to Rear) - 636" (53')*
 - c. *Fifth Wheel (Front Bumper to Locking Jaw) - 356" (29.6')*
 - d. *Kingpin Setting (Front to Center of Kingpin) - 30" (2.5')*
 - e. *Front of Trailer to Last Drive Axle Hub - 90" (7.5')*
 - f. *Total Length (Bumper to Bumper) - 901.2" (75.1')*
- H. **TRACTOR TARE WEIGHT - 27,000 lbs.**
- I. **TRAILER TARE WEIGHT (with ramps & winches) - 13,000 lbs.**
- J. **TRACTOR & TRAILER TARE WEIGHT - 40,000 lbs.**
- K. **TARE WEIGHT PER FOOT (75' Length) - 533 lbs. Per Foot**
- L. **PERMIT WEIGHT PER FOOT - 1,700 lbs. Per Foot**
- M. **WEIGHT OF SHIPMENT**
 - a. *Legal Weight (80,000 lbs.) - 40,000 lbs.*
 - b. *Permit Weight (127,500 lbs.) - 87,500 lbs.*

NO PERMIT NO RESTRICTIONS OR EQUIPMENT LEGAL DIMENSIONS OF SHIPMENT

- A. **MAX. LEGAL WIDTH w/o PERMITS - 8.5'**
- B. **MAX. LEGAL LENGTH w/o PERMITS - 53'**
- C. **MAX. LEGAL HEIGHT w/o PERMITS - 9.25' (111")**

NO PERMIT WITH DRIVING RESTRICTIONS OR EQUIPMENT LEGAL DIMENSIONS OF SHIPMENT

- A. MAX. LEGAL DRIVING WIDTH RESTRICTION - 1' Overhang
- B. MAX. LEGAL DRIVING LENGTH RESTRICTIONS - 2' Overhang
- C. MAX. LEGAL DRIVING HEIGHT RESTRICTIONS - 14' Tall

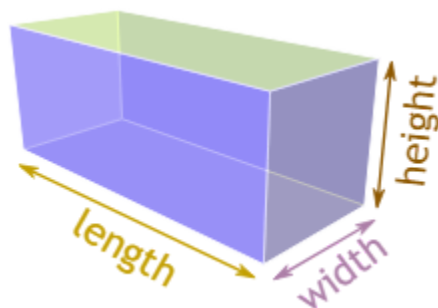
PERMIT VEHICLE WITH PILOT CAR ASSESSMENT OR APPROVE ROUTE PLAN DRIVING

- A. MIN. LEGAL DRIVING WIDTH w/APPROVED PILOT CAR - 10'
- B. MIN. LEGAL DRIVING LENGTH w/APPROVED PILOT FOLLOW PILOT CAR - 85' (Total Length)
- C. MIN. LEGAL DRIVING HEIGHT w/APPROVED PILOT CAR WITH HEIGHT POLE - 14'1"
- D. MIN. LEGAL DRIVING WEIGHT w/APPROVED POLICE ESCORT - 160,000 lbs. Over Bridges

RAMP LOADING EQUIPMENT & VEHICLES REQUIREMENT

- A. DECK HEIGHT - 51"
- B. FLATBED ALL -ALUMINUM HEAVY-DUTY RAMPS SPECS - 24' Length 'x 20" Width w/Four Ramp Stands
- C. MAX. LEGAL HEIGHT w/o PERMITS - 9.25' (111")
- D. MAX. WIDTH OF VEHICLES - 96" (Using Tow Dollies in remote control loading with Twin 25,000 lbs. Winches)
- E. MAX. EQUIPMENT LOADING w/RAMPS -102" Width x 108" Height (Caterpillar 420 Backhoes with Bucket resting on trailer - 2 Max with One Driven on and one Back one - 25,000 lbs. Capacity Loading with Ramps

FLATBED DIMENSIONS



- I. 2024 FONTAINE REVOLUTION ALL ALUMINUM FLATBED - 9,500 lbs. TARE WEIGHT**
- A. Kingpin Setting - 30"
 - B. Steer Axle Hub to Front Drive Axle Hub 1 & 2 (2-Axles) - 27'
 - C. Front Drive Axle Hub to Rear Drive Axle Hub Spacing Axle 2 & 3 (2-Axles) - 4.5'
 - D. Axle 1-2 Federal Weight Rating (2 Axles) - 40,000 lbs.
 - E. Axles 2-3 Federal Weight Rating (2 Axles) - 34,000 lbs.
 - F. Axles 3-4 Federal Weight Rating (28' Spacing - 2 Axles) - 40,000 lbs.
 - G. Axle 4-5 Federal Weight Rating (10' Spacing - 2 Axles) - 40,000 lbs.
 - H. Tractor & Trailer (Axle Spacing Rating) Axles 1 thru 5 Weight Rating (69' Spacing) - 154,000 lbs. (77 - Tons)
 - 1. Max. Weight Allowed (If Tires and Axles Permits) - 154,000 lbs.
 - 2. Weight Per Axle (If Tires and Axles Permits) - 30,800 lbs.
 - 3. Weight Per Foot (If Tires and Axles Permits) - 2,231 lbs. Per Foot - Axle Hub Spacing
 - 4. Max. Shipment Weight - 120,500 lbs.
 - I. Tractor & Trailer (Axle Rating) Axles 1 thru 5 Weight Rating -
 - 1. Steer Axle - 20,000 lbs.
 - 2. Front Drive Axle - 23,000 lbs.
 - 3. Rear Drive Axle - 23,000 lbs.
 - 4. Trailer Split Axle Front - 25,000 lbs.
 - 5. Trailer Split Axle Rear - 25,000 lbs.
 - 6. Total Weight Rating - 116,000 lbs.
 - a) Max. Weight Allowed (If Tires and Axles Permits) - 116,000 lbs.
 - b) Weight Per Axle (If Tires and Axles Permits) - 23,200 lbs.
 - c) Weight Per Foot (If Tires and Axles Permits) - 1,681 lbs. Per Foot - Axle Hub Spacing
 - d) Max. Shipment Weight - 82,500 lbs.
 - J. Tractor & Trailer (GCVWR) Axles 1 thru 5 Weight Rating -
 - 1. Tractor GVWR (3 Axles) - 57,500 lbs.
 - 2. Trailer GVWR (2 Axles + Last Drive Axle = 3 Axles) - 60,000 lbs.
 - 3. Total Weight Rating - 117,500 lbs.

- a) *Max. Weight Allowed (If Tires and Axles Permits) - 117,500 lbs.*
- b) *Weight Per Axle (If Tires and Axles Permits) - 23,500 lbs.*
- c) *Weight Per Foot (If Tires and Axles Permits) - 1,702 lbs. Per Foot - Axle Hub Spacing*
- d) *Max. Shipment Weight - 84,000 lbs.*
- K. *Dry Weight - 33,500 lbs.*
- L. *Square Feet of Shipping Space*
 - 1. *Trailer Length - 48'*
 - 2. *Trailer Width - 8.5'*
 - 3. *Trailer Height (Ground Up) - 51"*
 - 4. *Square Feet of Shipping Space*
 - a) *Twin Pallets - 28 Sq. Ft.*
 - b) *Trailer Length Over Tractor - 42.5 Sq. Ft.*
 - c) *Trailer Length From Last Drive Hub to Landing Gear - 34 Sq. Ft.*
 - d) *Trailer Landing Gear to First Trailer Axle Hub - 191 Sq. Ft.*
 - e) *Trailer First Axle Hub to Last Trailer Axle Hub - 85 Sq. Ft.*
 - f) *Trailer Last Axle Hub to End of Trailer - 25 Sq. Ft.*
 - 5. *Legal Cubic Feet of Shipping Space*
 - a) *Front of Trailer to Landing Gear - 864 Cu. Ft.*
 - b) *Landing Gear to First Trailer Axle Hub - 1,769 Cu. Ft.*
 - c) *First Trailer Axle Hub to Last Trailer Axle Hub - 786 Cu. Ft.*
 - d) *Last Trailer Axle Hub to Rear of Trailer - 235 Cu. Ft.*

FLATBED TRAILER SPECIFICATIONS

GENERAL FREIGHT OPEN TRAILER	KINGPIN SECTION (Sq. Feet)	BELLY SECTION (Sq. Feet)	REAR DECK SECTION (Sq. Feet)	TOTAL LENGTH	KINGPIN SPACING TO AXLES
					KINGPIN TO FIRST AXLE <ul style="list-style-type: none">29' Spacing
					KINGPIN TO SECOND AXLE <ul style="list-style-type: none">35' Spacing
					KINGPIN TO THIRD AXLE <ul style="list-style-type: none">41' Spacing
Flatbed	93.5	187	161.5	50'	

FLATBED SHIPMENT DIMENSIONS

EQUIPMENT	LENGTH	WIDTH	HEIGHT	WEIGHT	WEIGHT PER FOOT	TRAILER REQUIRED
CAT AP-455 Paver	19'	10.75'	8.6'	31,533 lbs.	1,659.6 lbs. per foot	FLATBED <ul style="list-style-type: none">Need Loading Assistance24' Spacing between Drive and Trailer Axles
CAT AP-1055 Paver	22'	10.8'	9.7'	45,087 lbs.	2,049.4 lbs. per foot	FLATBED <ul style="list-style-type: none">Height Restrictions19' Spacing between Drive and Trailer Axles
CAT 450 Center-Pivot Backhoe Loader	26.5'	8'	9.1'	29,321 lbs.	1,106.4 lbs. per foot	FLATBED <ul style="list-style-type: none">Ramp Loading36' Spacing between Drive and Trailer Axles
CAT PM313 Cold Planers	36.5'	7.2'	9.8'	46,622 lbs.	1,277.3 lbs. per foot	FLATBED <ul style="list-style-type: none">Height Restrictions31.3' Spacing between Drive and Trailer Axles

CAT CP74B Vibratory Soil Compactors	21.5'	7.7'	10.2'	36,048 lbs.	1,676.6 lbs. per foot	FLATBED <ul style="list-style-type: none"> Height Restrictions 23.8' Spacing between Drive and Trailer Axles
CAT D5 Dozer	15.3'	8.2'	7.7'	37,875 lbs.	2,475.4 lbs. per foot	FLATBED <ul style="list-style-type: none"> Ramp Loading 16.1' Spacing between Drive and Trailer Axles
CAT 317 Excavator	28.1'	8.8'	9.6'	40,200 lbs.	1,475.4 lbs. per foot	FLATBED <ul style="list-style-type: none"> Height Restrictions 27.1 Spacing between Drive and Trailer Axles
CAT 325 - Tier 4 / Stage V Excavator	29.2'	10.4'	10.1'	62,800 lbs.	2,150.6 lbs. per foot	FLATBED <ul style="list-style-type: none"> Height Restrictions 18.5' Spacing between Drive and Trailer Axles
CAT MH3024 Wheel Material Handler	35'	9.8'	11'	59,100 lbs.	1,688.5 lbs. per foot	FLATBED <ul style="list-style-type: none"> Height Restrictions 23.6' Spacing between Drive and Trailer Axles
CAT 120 GC - Tier 4 / Stage 5 Motor Grader	32.5'	8.3'	10.9'	35,494 lbs.	1,092.1 lbs. per foot	FLATBED <ul style="list-style-type: none"> Height Restrictions 36.6' Spacing between Drive and Trailer Axles
CAT RM400 Road Reclaimers	31.4'	9.8'	11.5'	57,682 lbs.	1,837 lbs. per foot	FLATBED <ul style="list-style-type: none"> Height Restrictions 21.7' Spacing

						between Drive and Trailer Axles
CAT 299D3 XE Land Management Compact Track Loader	12.8'	6.3'	6.9'	12,764 lbs.	997.1 lbs. per foot	FLATBED <ul style="list-style-type: none"> Ramp Loading 40.1' Spacing between Drive and Trailer Axles
CAT TL1255 Telehandler	20.9'	8.3'	8.3'	34,182 lbs.	1,635.5 lbs. per foot	FLATBED <ul style="list-style-type: none"> Ramp Loading 24.4' Spacing between Drive and Trailer Axles
CAT 963 Track Loader	22.9'	7.8'	10.9'	44,881 lbs.	1,959.8 lbs. per foot	FLATBED <ul style="list-style-type: none"> Height Restrictions 20.4' Spacing between Drive and Trailer Axles
CAT 938M Small Wheel Loader	25.1'	9'	11'	36,499 lbs.	1,454.1 lbs. per foot	FLATBED <ul style="list-style-type: none"> Height Restrictions 27.5' Spacing between Drive and Trailer Axles
John Deere 8R 230 Farm Tractor	21.7'	10'	11.5'	28,000 lbs.	1,290.3 lbs. per foot	FLATBED <ul style="list-style-type: none"> Height Restrictions 31' Spacing between Drive and Trailer Axles

INDEPENDENT CONTRACTOR AGREEMENT (Step Deck)



FLATBED SHIPMENT DIMENSIONS

GENERAL FREIGHT OPEN TRAILER	KINGPIN SECTION (Sq. Feet)	BELLY SECTION (Sq. Feet)	REAR DECK SECTION (Sq. Feet)	TOTAL LENGTH	KINGPIN SPACING TO AXLES
Flatbed	93.5	187	161.5	50'	KINGPIN TO FIRST AXLE <ul style="list-style-type: none"> 29' Spacing KINGPIN TO SECOND AXLE <ul style="list-style-type: none"> 35' Spacing KINGPIN TO THIRD AXLE <ul style="list-style-type: none"> 41' Spacing
Step Deck	93.5	187	187	53'	KINGPIN TO FIRST AXLE <ul style="list-style-type: none"> 34' Spacing KINGPIN TO SECOND AXLE <ul style="list-style-type: none"> 40" Spacing KINGPIN TO THIRD AXLE <ul style="list-style-type: none"> 46' Spacing
Conestoga	93.5	195.5	119	48'	KINGPIN TO FIRST AXLE <ul style="list-style-type: none"> 31' Spacing KINGPIN TO SECOND AXLE <ul style="list-style-type: none"> 41' Spacing

EQUIPMENT	LENGTH	WIDTH	HEIGHT	WEIGHT	WEIGHT PER FOOT	TRAILER REQUIRED
CAT AP-455 Paver	19'	10.75'	8.6'	31,533 lbs.	1,659.6 lbs. per foot	FLATBED <ul style="list-style-type: none"> Need Loading Assistance 24' Spacing between Drive and Trailer Axles
CAT AP-1055 Paver	22'	10.8'	9.7'	45,087 lbs.	2,049.4 lbs. per foot	FLATBED <ul style="list-style-type: none"> Height Restrictions 19' Spacing between Drive and Trailer Axles
CAT 450 Center-Pivot Backhoe Loader	26.5'	8'	9.1'	29,321 lbs.	1,106.4 lbs. per foot	FLATBED <ul style="list-style-type: none"> Ramp Loading 36' Spacing

						between Drive and Trailer Axles
CAT PM313 Cold Planers	36.5'	7.2'	9.8'	46,622 lbs.	1,277.3 lbs. per foot	FLATBED <ul style="list-style-type: none"> Height Restrictions 31.3' Spacing between Drive and Trailer Axles
CAT CP74B Vibratory Soil Compactors	21.5'	7.7'	10.2'	36,048 lbs.	1,676.6 lbs. per foot	FLATBED <ul style="list-style-type: none"> Height Restrictions 23.8' Spacing between Drive and Trailer Axles
CAT D5 Dozer	15.3'	8.2'	7.7'	37,875 lbs.	2,475.4 lbs. per foot	FLATBED <ul style="list-style-type: none"> Ramp Loading 16.1' Spacing between Drive and Trailer Axles
CAT 317 Excavator	28.1'	8.8'	9.6'	40,200 lbs.	1,475.4 lbs. per foot	FLATBED <ul style="list-style-type: none"> Height Restrictions 27.1 Spacing between Drive and Trailer Axles
CAT 325 - Tier 4 / Stage V Excavator	29.2'	10.4'	10.1'	62,800 lbs.	2,150.6 lbs. per foot	FLATBED <ul style="list-style-type: none"> Height Restrictions 18.5' Spacing between Drive and Trailer Axles
CAT MH3024 Wheel Material Handler	35'	9.8'	11'	59,100 lbs.	1,688.5 lbs. per foot	FLATBED <ul style="list-style-type: none"> Height Restrictions 23.6' Spacing between Drive and Trailer Axles

<i>CAT 120 GC - Tier 4 / Stage 5 Motor Grader</i>	<i>32.5'</i>	<i>8.3'</i>	<i>10.9'</i>	<i>35,494 lbs.</i>	<i>1,092.1 lbs. per foot</i>	<i>FLATBED</i> <ul style="list-style-type: none"> <i>Height Restrictions</i> <i>36.6' Spacing between Drive and Trailer Axles</i>
<i>CAT RM400 Road Reclaimers</i>	<i>31.4'</i>	<i>9.8'</i>	<i>11.5'</i>	<i>57,682 lbs.</i>	<i>1,837 lbs. per foot</i>	<i>FLATBED</i> <ul style="list-style-type: none"> <i>Height Restrictions</i> <i>21.7' Spacing between Drive and Trailer Axles</i>
<i>CAT 299D3 XE Land Management Compact Track Loader</i>	<i>12.8'</i>	<i>6.3'</i>	<i>6.9'</i>	<i>12,764 lbs.</i>	<i>997.1 lbs. per foot</i>	<i>FLATBED</i> <ul style="list-style-type: none"> <i>Ramp Loading</i> <i>40.1' Spacing between Drive and Trailer Axles</i>
<i>CAT TL1255 Telehandler</i>	<i>20.9'</i>	<i>8.3'</i>	<i>8.3'</i>	<i>34,182 lbs.</i>	<i>1,635.5 lbs. per foot</i>	<i>FLATBED</i> <ul style="list-style-type: none"> <i>Ramp Loading</i> <i>24.4' Spacing between Drive and Trailer Axles</i>
<i>CAT 963 Track Loader</i>	<i>22.9'</i>	<i>7.8'</i>	<i>10.9'</i>	<i>44,881 lbs.</i>	<i>1,959.8 lbs. per foot</i>	<i>FLATBED</i> <ul style="list-style-type: none"> <i>Height Restrictions</i> <i>20.4' Spacing between Drive and Trailer Axles</i>
<i>CAT 938M Small Wheel Loader</i>	<i>25.1'</i>	<i>9'</i>	<i>11'</i>	<i>36,499 lbs.</i>	<i>1,454.1 lbs. per foot</i>	<i>FLATBED</i> <ul style="list-style-type: none"> <i>Height Restrictions</i> <i>27.5' Spacing between Drive and Trailer Axles</i>
<i>John Deere 8R 230 Farm Tractor</i>	<i>21.7'</i>	<i>10'</i>	<i>11.5'</i>	<i>28,000 lbs.</i>	<i>1,290.3 lbs. per foot</i>	<i>FLATBED</i> <ul style="list-style-type: none"> <i>Height Restrictions</i> <i>31' Spacing between Drive</i>

NAOMI JEANETTE ROBINSON TRUCKING

OBJECTIVES IN THE INDUSTRY

Tariq Tony Robinson - Owner & Founder



INSURANCE PROVIDER: *Progressive Commercial*

AGENT: *Latorre Insurance*

COMMODITY INSURANCE: *\$300,000.00*

LIABILITY INSURANCE: *\$1,000,000.00*

OBJECTIVES

To be able to grow with Latorre Insurance into heavy haul with experience and a professional track record is the priority objective in the industry.

After obtaining a track record of on time bill payment. The second objective is to grow with Penfed Credit Union and Southern Bank with accounts payable not lacking and bills paid at date due. Not to pay bills in advance, the goal is to gain interest rate on account payable dividends being paid out and a relationship with the banking community of Rocky Mount, NC and Sterling, VA with Quicken automatic bill payment.

The third objective is to research the North Carolina Chamber of Commerce ([NC Chamber - A Force for Business](#)) to send my Carrier Packet to manufacturers companies to gain shippers in the state where I reside and to circulate capital in the state.

- *Caterpillar, Inc*
- *Charlotte Pipe & Foundry*
- *Cummins*
- *Doosan Portable Power*
- *Grady-White Boats*
- *Honda Aircraft Company*
- *Honda Power Equipment Manufacturing Inc*
- *Interstate Foam & Supply*
- *John Deere*
- *Merck*
- *NC Railroad Company*
- *NC State Ports Authority*
- *Pfizer*
- *PPG Industries*
- *Regulator Marine*
- *Revere Copper Products*
- *SEL (Schweitzer Engineering Laboratories, Inc.)*
- *Shurtape Technologies*
- *Siemens Corporation*
- *Siemens Energy*
- *Southeastern Container Inc.*
- *Ziehl-Abegg Inc.*

The goal is to limit the deadhead as much as possible when leaving home and to deadhead back to the state if possible for abundant freight.

MEGA CARRIERS

I am looking to submit my carrier package and fill out a subcontractor application to join forces with mega carriers as a contract, not saying the spot market will be overlooked as a form of capital, or small business will be swept under the carpet. We are always looking to expand to a new horizon with careful supervision of not going beyond our means.

- Landstar ([Landstar System, Inc. | Transportation Solutions Provider](#))
- J.B. Hunt ([Multi-Modal Supply Chain Management and Freight Shipping | J.B. Hunt \(jbhunt.com\)](#))
- Southern Transport ([Trucking, Hauling, Kilgore TX, East Texas | Southern Transport, LLC](#))
- Anderson Trucking Service ([Worldwide Transportation Solutions | ATS \(atsinc.com\)](#))
- TMC Transportation ([Flatbed Trucking, Hauling & Shipping Carrier | TMC Transportation](#))
- Western Express ([Home - Western Express](#))
- Prime Inc. ([Prime Inc. | Freight Transport & Logistics Trucking Company](#))
- P & S Transport ([Flatbed Trucking Company | P&S Transportation \(pstrans.com\)](#))
- Interstate Van Lines ([Moving | Relocation | Logistics \(moveinterstate.com\)](#))
- Home Depot ([Contact Us | The Home Depot](#))

The goal is to meet our daily budget and to give back to the community

SPECIAL REQUIREMENTS

LOADING AND UNLOADING: 10' of Loading Dock Doors or Trailer , Access to Loading of Trailer or Recording for Insurance purposes

COMMERCIAL INSURANCE: \$65,000.00

DIESEL FUEL: \$78,545.45

SCHEDULE SERVICE & MAINTENANCE: \$60,700.00

PARKING: \$480.00

LOGGING: \$7,200.00

MEALS: \$6,300.00

ELD & TRUCKING SOFTWARE: \$7,200.00

SHOWERS: \$2,520.00

TRUCK WASH & DETAILING: \$5,000.00

PERMITS (Overweight + Oversized): \$10,000.00

DOWN-TIME: \$18,291.59

COMMUNICATION (Cell Phone, Tablet, GSM All-In-One Printer): \$2,304.00

TARPING TIPPING (Tip & Meal): \$960.000

FORKLIFT & CRANE OPERATOR TIPPING (Tip & Meal): \$1,920.00

SUB-TOTAL ANNUAL EXPENSES: \$266,421.04

20% DEPARTMENT PROFIT: \$51,284.20

TOTAL ANNUAL EXPENSES: \$317,705.24

COST PER DAY (252 Days): \$1,260.74

COST PER HOUR (3,528 Hours of Service): \$90.05 (14-Hour Window)

DEADHEAD MILEAGE PAY: 11% (\$138.68 per hour)

- *General Freight: 60mph Average Speed (\$2.31 per mile)*
- *Heavy Haul: 30mph Average Speed (\$4.62 per mile)*
- *Specialized: 15mph Average Speed (\$9.24 per mile)*

FLATBED EQUIPMENT



2024 Peterbilt 389 Ultra Cab with Stacks with 156 Inch ARI Legacy II RBSD Sleeper, X15 Cummins, 565 HP, Eaton 18-Speed, 356 Inch WB.

Blue LED Strip Lighting, Stainless Steel & (2) Clearance Lights to Side Entry Door; 48" Bed Dinette with Self-Storing Table, Self-Storing Cushions, and Bed Struts Hardwood Dinette Bases; Vinyl Mattress Curtain; (2) Pull-Out Drawers in Front Cabinet on PS, Below TV; (3) Pull-Out Drawers in Bottom Cabinet, Next to Refrigerator, in Front of 2nd Water Tank; Hardwood Trim to Roof Vent; Roof A/C with Ducted Air and Heat Strip; Interior A/C Shroud Painted Black to Match Interior Decor; Baseboard Heater 110 Volt; Microwave/Convection Oven; Recessed Single Burner Induction Cooktop; Hardwood Trim to Refrigerator Opening; 43" Smart TV, UHD; In-Motion Satellite with Dish Network HD Receiver; Fresh Water Tank Monitor Panel; 2nd Fresh Water Tank Enclosures; 14" x 14" Frameless Window in Shower; 24" x 16" Frameless Window on DS with Wood Trim & Shade; Spray Foam Insulation



2024 Fontaine Revolution 48' x 102" Aluminum Flatbed, 3 1/8" aluminum floor with friction welds and (2) wood nail strips. King pin set at 30".

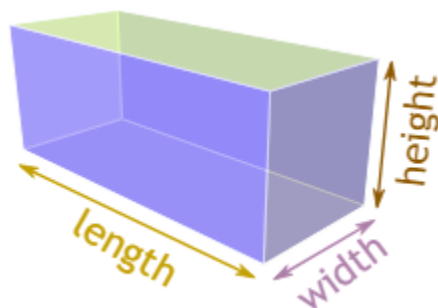
122" spread axle set to rear with electric rear axle dump and full manual suspension dump,

LED lights (5) per side and 3L-3-3L light pattern on rear,

4-way socket on rear for wide load/strobe connections.

One-piece RASR (Routed Aluminum Side Rails), Coil package, (15) recessed pop-up chain ties, double L style aluminum winch track both sides, (12) sliding winches and hook retainers, aluminum air tank. 295/75R 22.5 tires on aluminum outside-steel inside wheels. Jost 80,000 lb. frame rating with 52,000 lbs. in 4'. Empty weight 8,863 lbs. +/- 3%.

FLATBED DIMENSIONS



II. 2024 FONTAINE REVOLUTION ALL ALUMINUM FLATBED - 9,500 lbs. TARE WEIGHT

- A. Kingpin Setting - 30"
- B. Steer Axle Hub to Front Drive Axle Hub 1 & 2 (2-Axles) - 27'
- C. Front Drive Axle Hub to Rear Drive Axle Hub Spacing Axle 2 & 3 (2-Axles) - 4.5'
- D. Axle 1-2 Federal Weight Rating (2 Axles) - 40,000 lbs.
- E. Axles 2-3 Federal Weight Rating (2 Axles) - 34,000 lbs.
- F. Axles 3-4 Federal Weight Rating (28' Spacing - 2 Axles) - 40,000 lbs.
- G. Axle 4-5 Federal Weight Rating (10' Spacing - 2 Axles) - 40,000 lbs.
- H. Tractor & Trailer (Axle Spacing Rating) Axles 1 thru 5 Weight Rating (69' Spacing) - 154,000 lbs. (77 - Tons)
 1. Max. Weight Allowed (If Tires and Axles Permits) - 154,000 lbs.
 2. Weight Per Axle (If Tires and Axles Permits) - 30,800 lbs.
 3. Weight Per Foot (If Tires and Axles Permits) - 2,231 lbs. Per Foot - Axle Hub Spacing
 4. Max. Shipment Weight - 120,500 lbs.
- I. Tractor & Trailer (Axle Rating) Axles 1 thru 5 Weight Rating -
 1. Steer Axle - 20,000 lbs.
 2. Front Drive Axle - 23,000 lbs.
 3. Rear Drive Axle - 23,000 lbs.
 4. Trailer Split Axle Front - 25,000 lbs.
 5. Trailer Split Axle Rear - 25,000 lbs.
 6. Total Weight Rating - 116,000 lbs.
 - a) Max. Weight Allowed (If Tires and Axles Permits) - 116,000 lbs.
 - b) Weight Per Axle (If Tires and Axles Permits) - 23,200 lbs.
 - c) Weight Per Foot (If Tires and Axles Permits) - 1,681 lbs. Per Foot - Axle Hub Spacing
 - d) Max. Shipment Weight - 82,500 lbs.
- J. Tractor & Trailer (GCVWR) Axles 1 thru 5 Weight Rating -
 1. Tractor GVWR (3 Axles) - 57,500 lbs.
 2. Trailer GVWR (2 Axles + Last Drive Axle = 3 Axles) - 60,000 lbs.
 3. Total Weight Rating - 117,500 lbs.

- a) *Max. Weight Allowed (If Tires and Axles Permits) - 117,500 lbs.*
- b) *Weight Per Axle (If Tires and Axles Permits) - 23,500 lbs.*
- c) *Weight Per Foot (If Tires and Axles Permits) - 1,702 lbs. Per Foot - Axle Hub Spacing*
- d) *Max. Shipment Weight - 84,000 lbs.*
- K. *Dry Weight - 33,500 lbs.*
- L. *Square Feet of Shipping Space*
 1. *Trailer Length - 48'*
 2. *Trailer Width - 8.5'*
 3. *Trailer Height (Ground Up) - 51"*
 4. *Square Feet of Shipping Space*
 - a) *Twin Pallets - 28 Sq. Ft.*
 - b) *Trailer Length Over Tractor - 42.5 Sq. Ft.*
 - c) *Trailer Length From Last Drive Hub to Landing Gear - 34 Sq. Ft.*
 - d) *Trailer Landing Gear to First Trailer Axle Hub - 191 Sq. Ft.*
 - e) *Trailer First Axle Hub to Last Trailer Axle Hub - 85 Sq. Ft.*
 - f) *Trailer Last Axle Hub to End of Trailer - 25 Sq. Ft.*
 5. *Legal Cubic Feet of Shipping Space*
 - a) *Front of Trailer to Landing Gear - 864 Cu. Ft.*
 - b) *Landing Gear to First Trailer Axle Hub - 1,769 Cu. Ft.*
 - c) *First Trailer Axle Hub to Last Trailer Axle Hub - 786 Cu. Ft.*
 - d) *Last Trailer Axle Hub to Rear of Trailer - 235 Cu. Ft.*

FLATBED EQUIPMENT -(First 12-Months of Operation)

2024 Peterbilt 389 Ultra Cab with Stacks with 156 Inch ARI Legacy II RBSDUB Sleeper, X15 Cummins, 565 HP, Eaton 18-Speed, 356 Inch WB. 34.8' x 9' x 13.5' Dimensions

2025 Fontaine Revolution 48' x 102" x 51" Dimensions Aluminum Flatbed 3 1/8" aluminum floor with friction welds and (2) wood nail strips. King pin set at 30". 122" spread axle set

Tractor & Flatbed Trailer

- ***Equipment Weight Rating***
 - *Tractor (3 Axles @ 29' Spacing) - 57,500 lbs.*
 - *Trailer (3 Axles @ 41' Spacing) - 60,000 lbs.*
 - *Combination (5 Axles) - 117,500 lbs. (Pending Spacing & Axles Rating)*
- ***Axle Weight Rating***
 - *Steer Axle Rating - 20,000 lbs.*
 - *Drive Axle Rating - 46,000 lbs.*
 - *Split Axle Front - 25,000 lbs.*
 - *Split Axle Rear - 25,000 lbs.*

- *TOTAL RATING - 110,000 lbs.*
 - *Average Axle Rating - 22,000 lbs.*
- *Tare Weight Limitations - 32,973 lbs. Empty*
 - *Length - 73'*
 - *Steer Axle Hub to Last Trailer Axle Hub Spacing - 65'*
 - *Spacing Per Foot - 451 lbs.*
 - *5 Axles Weight Per Axle - 6,594 lbs. per axle*
- *Shipment Weight Legal Limitation - 47,027 lbs.*
 - *Length - 73'*
 - *Spacing Per Foot - 644 lbs.*
 - *5 Axles Weight Per Axle - 9,405 lbs. per axle*
- *Shipment Weight Permit Limitations - 77,027 lbs.*
 - *Length - 73'*
 - *Spacing Per Foot - 1,055 lbs.*
 - *5 Axles Weight Per Axle - 15,405 lbs. per axle*
- *Heavy Weight Limitations - 110,000 lbs. Permitted*
 - *Length - 73'*
 - *Spacing Per Foot - 1.506 lbs.*
 - *5 Axles Weight Per Axle - 22,000 lbs. per axle*

STEP DECK EQUIPMENT

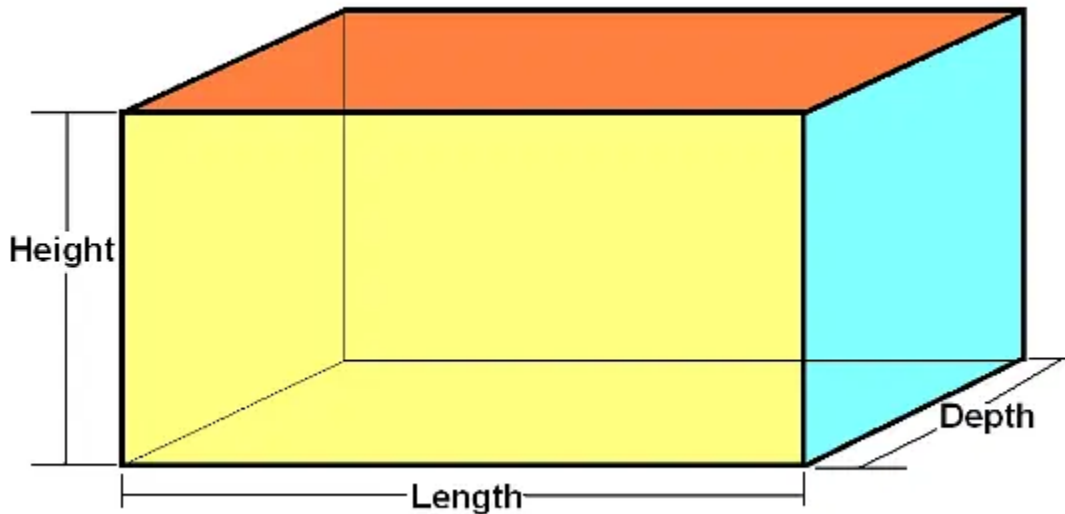


2024 Peterbilt 389 Ultra Cab with Stacks with 156 Inch ARI Legacy II RBSD Sleeper, X15 Cummins, 565 HP, Eaton 18-Speed, 356 Inch WB. Blue LED Strip Lighting, Stainless Steel & (2) Clearance Lights to Side Entry Door; 48" Bed Dinette with Self-Storing Table, Self-Storing Cushions, and Bed Struts Hardwood Dinette Bases; Vinyl Mattress Curtain; (2) Pull-Out Drawers in Front Cabinet on PS, Below TV; (3) Pull-Out Drawers in Bottom Cabinet, Next to Refrigerator, in Front of 2nd Water Tank; Hardwood Trim to Roof Vent; Roof A/C with Ducted Air and Heat Strip; Interior A/C Shroud Painted Black to Match Interior Decor; Baseboard Heater 110 Volt; Microwave/Convection Oven; Recessed Single Burner Induction Cooktop; Hardwood Trim to Refrigerator Opening; 43" Smart TV, UHD; In-Motion Satellite with Dish Network HD Receiver; Fresh Water Tank Monitor Panel; 2nd Fresh Water Tank Enclosures; 14" x 14" Frameless Window in Shower; 24" x 16" Frameless Window on DS with Wood Trim & Shade; Spray Foam Insulation



2024 REITNOUER BIG BUBBA DROP TRI AXLE 53' x 102" x 35" Dimension, 10'8" Upper Deck w/ 24" kingPin , 35" Deck Height, Hendrickson Intraax IN250L Air Suspension, Lift on Center & Rear Axles, 41' from KingPin to Center Axle, 17.5 Michelin tires, all aluminum wheels, Ramp Kit & load levelers, wide load lights, strobes Lights, toolboxes

STEP DECK DIMENSIONS



III. 2024 REITNOUER BIG BUBBA DROP TRIDEM AXLE ALL ALUMINUM STEP DECK - 12,500 lbs. TARE WEIGHT

- A. Kingpin Setting - 24"
- B. Steer Axle Hub to Front Drive Axle Hub 1 & 2 (2-Axles) - 27'
- C. Front Drive Axle Hub to Rear Drive Axle Hub Spacing Axle 2 & 3 (2-Axles) - 4.5'
- D. Axle 1-2 Federal Weight Rating (2 Axles) - 40,000 lbs.
- E. Axles 2-3 Federal Weight Rating (2 Axles) - 34,000 lbs.
- F. Axles 3-4 Federal Weight Rating (33' Spacing - 2 Axles) - 40,000 lbs.
- G. Axle 4-5 Federal Weight Rating (5' Spacing - 2 Axles) - 34,000 lbs.
- H. Axle 5-6 Federal Weight Rating (5' Spacing - 2 Axles) - 34,000 lbs.
- I. Tractor & Trailer (Axle Spacing Rating) Axles 1 thru 6 Weight Rating (74' Spacing) - 182,000 lbs. (91 - Tons)
 - 1. Max. Weight Allowed (If Tires and Axles Permits) - 182,000 lbs.
 - 2. Weight Per Axle (If Tires and Axles Permits) - 30,333 lbs.
 - 3. Weight Per Foot (If Tires and Axles Permits) - 2,459 lbs. Per Foot - Axle Hub Spacing
 - 4. Max. Shipment Weight - 145,500 lbs.
- J. Tractor & Trailer (Axle Rating) Axles 1 thru 6 Weight Rating -
 - 1. Steer Axle - 20,000 lbs.
 - 2. Front Drive Axle - 23,000 lbs.
 - 3. Rear Drive Axle - 23,000 lbs.
 - 4. Trailer Tridem Axle Front - 25,000 lbs.

5. *Trailer Tridem Axle Middle - 25,000 lbs.*
6. *Trailer Tridem Rear - 25,000 lbs.*
7. *Total Weight Rating - 141,000 lbs.*
 - a) *Max. Weight Allowed (If Tires and Axles Permits) - 141,000 lbs.*
 - b) *Weight Per Axle (If Tires and Axles Permits) - 23,500 lbs.*
 - c) *Weight Per Foot (If Tires and Axles Permits) - 1,892 lbs. Per Foot - Axle Hub Spacing*
 - d) *Max. Shipment Weight - 104,500 lbs.*
- K. *Tractor & Trailer (GCVWR) Axles 1 thru 6 Weight Rating -*
 1. *Tractor GVWR (3 Axles) - 57,500 lbs.*
 2. *Trailer GVWR [44' Spacing] (3 Axles + Last Drive Axle = 4 Axles) - 71,500 lbs.*
 3. *Total Weight Rating - 129,000 lbs.*
 - a) *Max. Weight Allowed (If Tires and Axles Permits) - 129,000 lbs.*
 - b) *Weight Per Axle (If Tires and Axles Permits) - 21,500 lbs.*
 - c) *Weight Per Foot (If Tires and Axles Permits) - 1,731 lbs. Per Foot - Axle Hub Spacing*
 - d) *Max. Shipment Weight - 92,500 lbs.*
- L. *Dry Weight - 36,500 lbs.*
- M. *Square Feet of Shipping Space*
 1. *Trailer Length - 53'*
 2. *Trailer Width - 8.5'*
 3. *Trailer Height (Ground Up) - 51"*
 - a) *Top Deck (10.6' Length) - 51"*
 - b) *Rear Deck (42.3' Length) - 35"*
 4. *Square Feet of Shipping Space*
 - a) *Twin Pallets - 28 Sq. Ft.*
 - b) *Trailer Length Over Tractor - 42.5 Sq. Ft.*
 - c) *Trailer Length From Last Drive Hub to Landing Gear - 34 Sq. Ft.*
 - d) *Trailer Landing Gear to First Trailer Axle Hub - 284 Sq. Ft.*
 - e) *Trailer First Axle Hub to Trailer Middle Axle Hub - 42 Sq. Ft.*
 - f) *Trailer Middle Axle Hub to Last Trailer Axle Hub - 42 Sq. Ft.*
 - g) *Trailer Last Axle Hub to End of Trailer - 42 Sq. Ft.*
 5. *Legal Cubic Feet of Shipping Space*
 - a) *Front of Trailer to Landing Gear - 864 Cu. Ft.*
 - b) *Landing Gear to First Trailer Axle Hub - 2,428 Cu. Ft.*
 - c) *First Trailer Axle Hub to Middle Trailer Axle Hub - 449 Cu. Ft.*
 - d) *Middle Trailer Axle Hub to Last Trailer Axle Hub - 449 Cu. Ft.*
 - e) *Last Trailer Axle Hub to Rear of Trailer - 449 Cu. Ft.*

STEP DECK EQUIPMENT -(First 12-Months of Operation)

2024 Peterbilt 389 Ultra Cab with Stacks with 156 Inch ARI Legacy II RBSDUB Sleeper, X15 Cummins, 565 HP, Eaton 18-Speed, 356 Inch WB. 34.8' x 9' x 13.5' Dimensions

2024 REITNOUER BIG BUBBA DROP TRI AXLE 53' x 102" x 35" Dimension, 10'8" Upper Deck w/ 24" kingPin , 35" Deck Height, Hendrickson Intraax IN250L Air Suspension, Lift on Center & Rear Axles, 41' from KingPin to Center Axle

Tractor & Step Deck Trailer

- ***Equipment Weight Rating***
 - *Tractor (3 Axles @ 29' Spacing) - 57,500 lbs.*
 - *Trailer (4 Axles @ 46' Spacing) - 72,500 lbs.*
 - *Combination (5 Axles) - 130,000 lbs. (Pending Spacing & Axles Rating)*
- ***Axle Weight Rating***
 - *Steer Axle Rating - 20,000 lbs.*
 - *Drive Axle Rating - 46,000 lbs.*
 - *Tridem Axle Front - 25,000 lbs.*
 - *Tridem Axle Middle - 25,000 lbs.*
 - *Tridem Axle Rear - 25,000 lbs.*
 - *TOTAL RATING - 141,000 lbs.*
 - *Average Axle Rating - 23,500 lbs.*
- ***Tare Weight Limitations - 36,973 lbs. Empty***
 - *Length - 78'*
 - *Steer Axle Hub to Last Trailer Axle Hub Spacing - 68'*
 - *Spacing Per Foot - 474 lbs.*
 - *6 Axles Weight Per Axle - 6,162 lbs. per axle*
- ***Shipment Weight Legal Limitation - 43,027 lbs.***
 - *Length- 78'*
 - *Spacing Per Foot - 551 lbs.*
 - *6 Axles Weight Per Axle - 7,171 lbs. per axle*
- ***Shipment Weight Permit Limitations - 93,027 lbs.***
 - *Length- 78'*
 - *Spacing Per Foot - 1,192 lbs.*
 - *6 Axles Weight Per Axle - 15,504 lbs. per axle*
- ***Heavy Weight Limitations - 130,000 lbs. Permitted***
 - *Length - 78'*
 - *Spacing Per Foot - 1.666 lbs.*
 - *6 Axles Weight Per Axle - 21,666 lbs. per axle*

NORTH CAROLINA OVERSIZE PERMITS & ESCORTS INFORMATION



CONNECT NORTH CAROLINA DEPARTMENT OF TRANSPORTATION

Business Partners Resources / <http://connect.ncdot.gov>

- ☐ *Oversize / Overweight Trucking Permits (Permits and Resources for Trucking in North Carolina)*
- ☐ *Commercial Boat Haulers*
- ☐ *North Carolina Posted Bridges*
- ☐ *North Carolina Posted Roads*
- ☐ *North Carolina Trucking Association*
- ☐ *Ordinance Manual Chapter -5*
- ☐ *Secondary Roads Lookup*
- ☐ *State Mapping Resources*
- ☐ *TEPPL Topic T-52*
- ☐ *Truck Access and Route Designation*
- ☐ *Truck Network and Restrictions*
- ☐ *Training Videos*
- ☐ *Important Contacts*
- ☐ *Annual Blanket Permits*
- ☐ *Superload Permits*
- ☐ *Account Management*

- ❑ *Single Trip Permits*

CONNECT NORTH CAROLINA DEPARTMENT OF TRANSPORTATION

Business Partners Resources / <http://connect.ncdot.gov>

- ❑ **PERMITS** - North Carolina oversize permits are valid for ten days. Must have permit to entering the state
- ❑ **OPERATING TIME** - Sunrise to Sunset, Monday through Saturday, no Sunday Travel. Overweight only, not exceeding 112,000 lbs. Gross (or 94,500 lbs. For sealed ship container) and travelling only on Interstate Routes may travel 24/7, but it must requested with permit order.
- ❑ **RESTRICTED TRAVEL:** Loads over 10' wide are restricted within a 10 mile radius of the following cities: Charlotte, Raleigh, Durham and Chapel Hill from 7:00am - 9:00am and 4:00pm - 6:00pm. Loads over 14' height are subject to speed and escort restrictions in Interstate-40 tunnels near Tennessee Line. (see Escort Section, below). No travel on major holidays or holiday weekends. Double check with Permit office for holiday restrictions

LEGAL DIMENSIONS

- ❑ *Length of 53' Trailers on designated highways*
- ❑ *Length of 48' Trailer on all other roads*
- ❑ *No overall designated legal length on all highway for 48' trailer 60' overall on Non-Designated*
- ❑ *Length for 53' Trailer, no overall designated length on Interstate of federally designated highway*
- ❑ *In North Carolina, only Interstates and a few sections of 4-Lane US Highway are considered federally designated highways. On other routes, including most US Highways, the legal overall length is 60'*
- ❑ *53' Semi-Trailer must not exceed 41' center of Kingpin to center of rear tandem*
- ❑ *Front - 5'*
- ❑ *Rear - 5'*
- ❑ *NOTE: Length restrictions for non-designated routes on 53' trailers*
- ❑ *Width of 8'6" Interstate and designated highways*
- ❑ *Width of 8' on Other Roads*
- ❑ *Weight of 80,000 lbs.*
- ❑ *Single Axle - 20,000 lbs.*
- ❑ *Tandem Axle - 38,000 lbs.*

- ❑ *Tridem Axle - Depending on Spacing*

ROUTINE PERMIT LIMITS

- ❑ *Length of 105'*
- ❑ *Length of Beams and Girders Maximum 102'*
- ❑ *Width of 15'*
- ❑ *Height of Non Set Limit - Determined by Route. Loads over 14' may take extra processing time*
- ❑ *5 Axle Weight - 112,000 lbs.*
- ❑ *6 Axles Weight - 120,000 lbs.*
- ❑ *7 Axles Weight - 132,000 lbs.*
- ❑ *Steer Axle - 20,000 lbs.*
- ❑ *Single Axle - 25,000 lbs.*
- ❑ *Tandem Axle - 50,000 lbs.*
- ❑ *Tridem Axle - 60,000 lbs.*
- ❑ *Quad Axle - 68,000 lbs.*
- ❑ *Weight Over 132,000 lbs. Or Widths over 15' are Superloads - Letter from shipper must be included with a superload application*

ESCORTS

- ❑ *Length Over 110' - 1 Escort*
- ❑ *Length Over 150' - 2 Escorts*
- ❑ *Overhang Over 15' Front or Rear - 1 Escort*
- ❑ *Width Over 12' - 1 Escort*
- ❑ *Width Over 14' - 2 Escorts on 2-Lane or 2-Way Roads*
- ❑ *Width Over 15' Wide may require Police Escorts*
- ❑ *Height Over 14'5" - 1 Escort with High Pole*
- ❑ *NOTE: For Interstate-40 Tunnels near Tennessee Line*
- ❑ *Height on Eastbound and Over 13'11" - 1 Escort with height pole*
- ❑ *Height Westbound and Over 14'2" - 1 Escort with height pole*
- ❑ *Weight Over 149,999 lbs. - 1 Escort*
- ❑ ***MISCELLANEOUS*** - *Blades and buckets which cannot be angled to not exceed 14' in width must be removed. A blade or bucket, if its part of the original equipment being hauled, may be detached and hauled with the equipment without being considered a divisible load. Beams, Poles, Pipes, Structural material don't need permit up to 85' long, daylight only, on Interstates and designated roads.*
- ❑ ***Multiple Pieces Rule:*** *North Carolina does not allow or permit for multiple pieces on an overlength vehicle/Load (over 60' Overall Length) on "Non-Designated" Highways. If*

you are hauling two farm tractors end-to-end and your overall length is 70', we cannot get a North Carolina permit except for Interstates and "Designated" US Routes (Mainly 4-Lane US Highways). If your route is on other highways (including most US Highway), North Carolina will not give us a permit unless we claim that it is for a single piece.

- ❑ **SIGNS, FLAGS & LIGHTS** - "Oversize Load" signs are required at front and rear for all loads exceeding 10' wide. Flags are required at front and rear for all loads exceeding 10' wide. Flags are required on each corner and the widest point of the load for all loads over 8'6" wide, but the flags shall be so mounted as to not increase the overall width of the load. Rear overhang in excess of 4' requires a flag, or at night a red or amber light visible for at least 200'

PERMITS

- ❑ Single Trip - \$12.00 for each dimension over lawful dimensions including length, width, height and weight.
- ❑ Fax Fee - \$5.00
- ❑ Superload Permit - \$12.00 for each dimensions over lawful dimensions including length, width, height or weight will be charged in addition to a fee of \$3.00 per 1,000 lbs. Over 132,000 lbs. Gross weight. A non-refundable application fee of \$100.00 is due and payable when application is submitted for review (width less than 17' wide is not charged an application fee).
- ❑ Annual Permit - \$100.00 per vehicle

I. FLATBED - 9,500 lbs. Tare Weight

- A. Total Empty Weight - 33,500 lbs.
- B. GCVWR - 117,500 lbs.
- C. Legal Max. Shipment - 46,500 lbs.
- D. Permit Max. Shipment - 84,000 lbs.

II. STEP DECK - 12,500 lbs. Tare Weight

- A. Total Empty Weight - 36,500 lbs.
- B. GCVWR - 129,000 lbs.
- C. Legal Max. Shipment - 43,500 lbs.
- D. Permit Max. Shipment - 92,500 lbs.

III. PILOT CAR

- A. Oversized loads - \$1.75 Per Mile to \$1.85 Per Mile

- B. Wait Time - \$20.00 Per Hour
- C. Down Time - \$290.00 & Motel / Pole Car \$340.00 & Motel
- D. Emergency Traffic Control - \$25.00 Per Hour
- E. Height Pole - Min. Charge of \$1.85 to \$2.10 per mile & up Depending on Height
- F. Mini Runs - \$250.00 to \$300.00 (Less than 150-Miles)
- G. Regular Car - \$500.00 Chase Car (290-Miles Daily)
- H. Pilot Car - \$600.00 to \$700.00 (290-Miles Daily - Depending on Height)
- I. No-Go's - Up to \$200.00
- J. Super & Mega Loads - \$500.00 to \$700.00 per 150-Miles
- K. Continuous Move - \$1.75 to \$1.85 Per Mile

WHAT WE NEED IN RETURN PLEASE

COMMODITY INTERROGATION:

- 1. Annually Gross Commodity Sales Last 3 Quarters*
- 2. Crown Commodity Imported or Exported in United States*
- 3. Greatest Commodity Trafficker*
- 4. Commodity Collector Square Feet of Loading & Receiving Space*
- 5. Commodity Type*
- 6. Commodity Hazmat Class Index*
- 7. Commodity Expiration Upon Leaving Origin*
- 8. Commodity Urgency For Point of Disembarkation*
- 9. Warehouse or Distribution Center Capaciousness of Services*

CLIENTS INTERROGATION:

- 1. Clients Aggrandizements in 5-Years*
- 2. Clients Customer-Centric*
- 3. Clients Belligerence Towards Your Service and Products*
- 4. Clients Economic Model of Business (Demand to Supply Ratio)*
- 5. Clients Synthesize Inventory and Weekly Order Last Quarter*

THANK YOU & WE LOOK FORWARD TO SAFELY MOVING YOUR VALUED FREIGHT ABROAD

COMPANY COMMUNICATION

HOW TO COMMUNICATE WITH STAFF FOR YOUR PROFESSIONAL NEEDS

1. *VERIZON ONE TALK PRO (Cloud-Based Phone System)*
 - a. *One Talk T67LTE Desk Phone*
 - b. *iPhone 14 Pro Max*
 - c. *MacBook Pro*
 - d. *iMac 24"*
 - e. *iPad Pro*
2. *eFAX CORPORATE (Cloud-Based Fax Service)*
3. *APPLE GROUP FACETIME (32 -Clients)*
 - a. *iPad Pro*
4. *INTELSAT BUSINESS AVIATION(Helicopter & Jet Phone Service)*
 - a. *All-in-One Avance Connectivity (In Flight Phone Service)*
 - b. *Fax*
 - c. *Internet*
5. *SATELLITE MARINA PHONE (Yacht Phone Service)*
 - a. *Iridium Annual Plan - 2500 Minutes*
 - b. *Iridium Extreme 9575 Satellite Phone Kit*
 - c. *Fax*
 - d. *Internet*
6. *VERIZON BUSINESS UNLIMITED PRO 5G*
 - a. *Apple Products*

COMPANY CONTACT INFORMATION

MC# 38945

FEDERAL EMPLOYER IDENTIFICATION# 80-0835104

SCAC: NJRG

USDOT: 3030152

OFFICE/ DISPATCH# (252)801-7058

FAX: (252)598-3123

E-MAIL: njrtruckingllc@gmail.com

ACCOUNT RECEIVABLE: Southern Bank of Rocky Mount, NC

TRADE & REFERENCE INFORMATION

1. BANK INFORMATION

- a. *Southern Bank*
- b. *Business Relationship Manager: Malcolm R. Sullivan, Jr.*
- c. *Phone # (855)275-7226*

2. CREDIT REFERENCES

- a. *Home Depot MDO - Hillcrest Heights, MD - (240)258-9023*
- b. *Crisdel Group - South Plainfield, NJ - (908)561-7550*
- c. *Interstate Van Lines - Landover, MD -(301)773-3555*

3. CUSTOMER REFERENCES

- a. *Walmart Distribution Center - Lewiston, ME - (207)344-2700*
- b. *Fiat Chrysler Kokomo Transmission Plant - Kokomo, IN - (800)252-4868*

CERTIFICATE OF LIABILITY INSURANCE

THIS CERTIFICATE IS ISSUED AS A MATTER OF INFORMATION ONLY AND CONFERS NO RIGHTS UPON THE CERTIFICATE HOLDER. THIS CERTIFICATE DOES NOT AFFIRMATIVELY OR NEGATIVELY AMEND, EXTEND OR ALTER THE COVERAGE AFFORDED BY THE POLICES BELOW. THIS CERTIFICATE OF INSURANCE DOES NOT CONSTITUTE A CONTRACT BETWEEN THE ISSUING INSURER(S), AUTHORIZED REPRESENTATIVE OR PRODUCER, AND THE CERTIFICATE HOLDER

IMPORTANT: IF THE CERTIFICATE HOLDER IS AN ADDITIONAL INSURED, THE POLICY(IES) MUST BE ENDORSED. IF SUBROGATION IS WAIVED, SUBJECT TO THE TERMS AND CONDITIONS OF THE POLICY, CERTAIN POLICIES MAY REQUIRE AN ENDORSEMENT. A STATEMENT ON THIS CERTIFICATE DOES NOT CONFER RIGHTS TO THE CERTIFICATE HOLDER IN LIEU OF SUCH ENDORSEMENT(S).

PRODUCER

LEACO INSURANCE (Progressive Commercial) / 2805 SUNSET AVE. / ROCKY MOUNT, NC 27804 / (252)446-4498

INSURED:

NAOMI JEANETTE ROBINSON TRUCKING / 740 S. WESLEYAN BLVD. / ROCKY MOUNT, NC 27823 / (252)801-7058

INSURER(S) AFFORDING COVERAGE:

- I. INSURER A: The Progressive Corporation / 6300 Wilson Mills Road / Mayfield Village, OH 44143 (NAIC# 24082)*
- II. INSURER B: Mutual of Omaha / 3333 Farnam Street / Omaha, NE 68131 (NAIC# 20443)*
- III. INSURER C: State Farm Insurance / P.O. Box 588002 / North Metro, GA 30029 (NAIC# 21023)*

COVERAGES / CERTIFICATE NUMBER: 1983104160

THIS IS TO CERTIFY THAT THE POLICIES OF INSURANCE LISTED BELOW HAVE BEEN ISSUED TO THE INSURED NAME ABOVE FOR THE POLICY PERIOD INDICATED. NOTWITHSTANDING ANY REQUIREMENT, TERM OR CONDITION OF ANY CONTRACT OR OTHER DOCUMENT WITH RESPECT TO WHICH THIS CERTIFICATE MAY BE ISSUED OR MAY PERTAIN, THE INSURANCE AFFORDED BY THE POLICIES DESCRIBE HEREIN IS SUBJECT TO ALL THE TERMS. EXCLUSIONS AND CONDITIONS OF SUCH POLICIES. LIMIT SHOWN MAY HAVE BEEN REDUCED BY PAID CLAIMS

TYPE OF INSURANCE:

1. COMMERCIAL GENERAL LIABILITY
2. LIMITED CONTRACTUAL
3. POLICY NUMBER: BMS55133345
4. POLICY EFFECTIVE DATE: FEBRUARY 29, 2024
5. POLICY EXPIRATION DATE: FEBRUARY 28, 2025
6. EACH OCCURRENCE: \$1,000,000.00
7. DAMAGES TO RENTED PREMISES (Each Occurrence): \$1,000,000.00
8. MEDICAL EXPENSES (Any One Person): \$15,000.00
9. PERSONAL & ADVERTISING INJURIES: \$1,000,000.00
10. GENERAL AGGREGATE: \$2,000,000.00
11. PRODUCTS LIABILITY OR COMPLETED OPERATIONS AGGREGATE: \$2,000,000.00

AUTOMOBILE LIABILITY:

- ☐ COMMERCIAL GENERAL LIABILITY
- ☐ HIRED AUTOMOBILES
- ☐ NON-OWNED AUTOMOBILES
- ☐ POLICY NUMBER: BNT6635523
- ☐ POLICY EFFECTIVE DATE: FEBRUARY 29, 2024
- ☐ POLICY EXPIRATION DATE: FEBRUARY 28, 2025
- ☐ COMBINED SINGLE UNIT LIMIT (Each Occurrence): \$1,000,000.00

CONTINGENT CARGO COVERAGE:

- I. AIR CUSHION VEHICLE (Hovercraft)
- II. POLICY NUMBER: 6081300825
- III. POLICY EFFECTIVE DATE: AUGUST 30, 2022
- IV. POLICY EXPIRATION DATE: AUGUST 30, 2023
- V. CARGO LIMIT: \$250,000.00
- VI. CARGO DEDUCTIBLE: \$1,000.00
- VII. CARGO REFRIGERATED DEDUCTIBLE: \$2,500.00

CERTIFICATE HOLDER:

NAOMI JEANETTE ROBINSON TRUCKING

740 S. WESLEYAN BLVD.

ROCKY MOUNT, NC 27823

(252)801-7058

CANCELLATION:

SHOULD ANY OF THE ABOVE DESCRIBE POLICIES BE CANCELED BEFORE THE EXPIRATION DATE THEREOF, NOTICE WILL BE DELIVERED IN ACCORDANCE WITH THE POLICY PROVISIONS

AUTHORIZED REPRESENTATIVE: Tariq Tony Robinson

SERVICES TYPE

GENERAL FREIGHT CARRIER: Yes

RAIL CARRIER: Yes

INTERMODAL: Yes

DRAYAGE: Yes

AIR FREIGHT: Yes

ROAD CARRIER: Yes

LOCATION SERVICE

EASTERN TIME ZONE

- *General Freight , Heavy Haul, Specialized*

CENTRAL TIME ZONE

- *General Freight , Heavy Haul, Specialized*

MOUNTAIN TIME ZONE

- *General Freight, Heavy Haul, Specialized*

PACIFIC TIME ZONE

- *General Freight, Heavy Haul, Specialized*

SPECIALIZED INFRASTRUCTURE



***COMMERCIAL INSURANCE:** \$65,000.00*
***DIESEL FUEL:** \$45,000.00*
***SCHEDULE SERVICE & MAINTENANCE:** \$48,000.00*
***PARKING:** \$480.00*
***LOGGING:** \$3,000.00*
***MEALS:** \$2,520.00*
***ELD & TRUCKING SOFTWARE:** \$7,200.00*
***SHOWERS:** \$840.00*
***TRUCK WASH & DETAILING:** \$3,000.00*
***PERMITS (Overweight + Oversized):** \$44,280.00*
***DOWN-TIME:** \$18,291.59*
***COMMUNICATION (Cell Phone, Tablet, GSM All-In-One Printer):** \$2,304.*

***TARPING TIPPING (Tip & Meal):** \$960.000*
***FORKLIFT & CRANE OPERATOR TIPPING (Tip & Meal):** \$1,920.00*

***TOTAL SPECIALIZED ANNUAL EXPENSES:** \$242,363.59*

***20% DEPARTMENT PROFIT:** \$48,472.72*
***COST PER DAY:** \$3,462.34*
***COST PER HOUR:** \$247.31 (14-Hour Window)*

HEAVY HAUL INFRASTRUCTURE



COMMERCIAL INSURANCE: \$65,000.00
DIESEL FUEL: \$45,000.00
SCHEDULE SERVICE & MAINTENANCE: \$48,000.00
PARKING: \$480.00
LOGGING: \$3,000.00
MEALS: \$2,520.00
ELD & TRUCKING SOFTWARE: \$7,200.00
SHOWERS: \$840.00
TRUCK WASH & DETAILING: \$3,000.00
PERMITS (Overweight + Oversized): \$88,560.00
PILOT CARS: \$129,600.00
COMMUNICATION (Cell Phone, Tablet, GSM All-In-One Printer): \$2,304.

TARPING TIPPING (Tip & Meal): \$960.000
FORKLIFT & CRANE OPERATOR TIPPING (Tip & Meal: \$1,920.00

TOTAL HEAVY HAUL ANNUAL EXPENSES: \$398,384.00

20% DEPARTMENT PROFIT: \$79,676.80
COST PER DAY: \$5,691.20
COST PER HOUR: \$406.51 (14-Hour Window)

FLATBED INFRASTRUCTURE



COMMERCIAL INSURANCE: \$65,000.00

DIESEL FUEL: \$45,000.00

SCHEDULE SERVICE & MAINTENANCE: \$48,000.00

PARKING: \$480.00

LOGGING: \$3,000.00

MEALS: \$2,520.00

ELD & TRUCKING SOFTWARE: \$7,200.00

SHOWERS: \$840.00

TRUCK WASH & DETAILING: \$3,000.00

COMMUNICATION (Cell Phone, Tablet, GSM All-In-One Printer): \$2,304.00

TARPING TIPPING (Tip & Meal): \$960.000

FORKLIFT & CRANE OPERATOR TIPPING (Tip & Meal): \$1,920.00

TOTAL FLATBED ANNUAL EXPENSES: \$180,224.00

20% DEPARTMENT PROFIT: \$36,044.80

COST PER DAY: \$2,574.63

COST PER HOUR: \$183.90 (14-Hour Window)

STEP DECK INFRASTRUCTURE



COMMERCIAL INSURANCE: \$65,000.00
DIESEL FUEL: \$45,000.00
SCHEDULE SERVICE & MAINTENANCE: \$48,000.00
PARKING: \$480.00
LOGGING: \$3,000.00
MEALS: \$2,520.00
ELD & TRUCKING SOFTWARE: \$7,200.00
SHOWERS: \$840.00
TRUCK WASH & DETAILING: \$3,000.00
COMMUNICATION (Cell Phone, Tablet, GSM All-In-One Printer): \$2,304.00

TARPING TIPPING (Tip & Meal): \$960.000
FORKLIFT & CRANE OPERATOR TIPPING (Tip & Meal: \$1,920.00

TOTAL STEP DECK ANNUAL EXPENSES: \$180,224.00

20% DEPARTMENT PROFIT: \$36,044.80
COST PER DAY: \$2,574.63
COST PER HOUR: \$183.90 (14-Hour Window)

CARRIER REFERENCES

DRIVING REFERENCES:

- J.B. Hunt /Louisville, KY / Lloyd - Fleet Manager
- Heflebower Transfer & Storage / Richmond, VA / Walter - Operations Manager

WAREHOUSE REFERENCES:

- All My Sons Moving / Richmond, VA / Gabriel - Operations Manager
- Interstate Van Lines / Hyattsville, MD / Andrew Sprigs' - Operations Manager
- Home Depot / Suitland, MD / Danielle - Shipping & Receiving Manager
- Home Depot / Hyattsville, MD / Tauna - Store Manager

CARRIER CONTRACTS REQUIREMENTS

PLEASE FAX THE FOLLOWING COMPANY INFORMATION AS SOON AS POSSIBLE TO BE IN LEGAL AGREEMENT AS N.J.R. TRUCKING AS APPROVED CARRIER. THESE DOCUMENTS MUST BE ON FILE BEFORE OUR TRUCK(S) CAN BE DISPATCHED

- *Carrier Profile, This Form must be complete (Including References)*
- *Common and / or contract carrier authority*
- *Cargo Insurance Certificates (\$100,000.00 Min.)*
- *Liability Insurance Certificates (\$750,000.00 Min.)*
- *Independent contractor agreement. This agreement must be completed, signed and returned via fax before truck(s) is dispatched, Please review signed documentation and return all documentation not used.*
- *W9-Taxpayer Identification Form*
- *Workers' Compensation Hold Harmless Document*
- *U.S. Department of Transportation Motor Carrier Safety Rating*
- *Hazmat Certificate (if applicable)*
- *The load confirmation will be faxed to your office after all your documents have been received.*

NOTE: These certificates must show Naomi Jeanette Robinson Trucking as the certificate holder on your liability policy and Your Cargo Policy. An original document must be faxed before our truck(s) can be dispatched. All drivers must be dispatched by The Contractor Agreement Holder

CARRIER TERMS

- 1. Driver must have an active cell phone in his/her possession at all times during the time of the delivery*
- 2. Driver must call (252)801-7058 if he/she is unable to meet the specified pickup and delivery times*
- 3. Driver must immediately call when he/she arrives at pickup point and records this arrival time on the bill of lading.*
- 4. Driver must call the dock of the pickup point when loaded and must report the bill of lading number and record on the bill of lading. The "Piece Count" "Weight" and "Departure Time"*
- 5. Driver Must Call Contract Holder enroute, in accordance with the check call schedule agreed to by the carrier's dispatcher.*
- 6. Driver must call on arrival, at the destination and at this time, must be recorded on bill of lading*
- 7. Driver must call from dock of the destination, when empty, to report and record the proof of delivery and the time out on the bill of lading*
- 8. All bills of lading, delivery receipts and invoices must be submitted to contract holder using Epay Manager, within 48-Hours of delivery.*
- 9. No truck can be dispatched until a rate confirmation is signed, by an authorized carrier representative, without changes, and faxed to Contract Agreement Holder*
- 10. Failure to comply with any of these requirements will result in a fine of \$100.00 per occurrence.*
- 11. No shipment may be tendered to another carrier without the written consent of contract agreement holder. Failure to obtain such authorization will void the carrier's contract and rate agreement, for each unauthorized shipment tendered to another carrier.*

BROKER - CARRIER AGREEMENT

*THIS BROKER - CARRIER AGREEMENT (The Agreement) is made and entered into this **22 Day of February 2024**, by and between Naomi Jeanette Robinson Logistics Group, a North Carolina corporation and licensed property transportation broker holding authority conferred by the federal motor carrier safety administration (**FMCSA**) in Docket # MC-272436 (Hereinafter Referred to as "Broker") and Naomi Jeanette Robinson Trucking. A Licensed motor carrier conducting interstate property transportation services under operating authority conferred by the FMCSA in docket # MC-_____ (Hereafter to as "Carrier"). Carrier and broker are sometimes referred to individually as a "Party" or collectively as the parties."*

WHEREAS, Broker is a Federally Licensed property transportation broker providing broker services as defined under 49 U.S.C. §13102(2) (Broker Services), is authorized by its customer(s) (Hereafter referred to as "Shippers" to negotiate rates and arrange to performed transportation services for shipper-customer of broker, and

RATES, CHARGES & COMPENSATION

RATES & CHARGES: Carrier shall be entitled to the rates, charges and compensation set forth in load confirmation(s) as its sole exclusive compensation for providing transportation services hereunder, and carrier's acceptance of a shipment offered pursuant to this agreement shall be deemed as the acceptance by the carrier of the rates and terms offered by broker. No shipment tendered by broker to carrier shall be subject to rates or charges set forth in any tariff or rate schedule maintained by carrier, unless those rates and charges are specifically set forth in the load confirmation.

Naomi Jeanette Robinson logistics Group Freight Broker

- 1. Freight Broker 17.5% Gross Commodity (General Freight)*
- 2. Freight Broker 17.5% of Gross Weight of Total Unit (Heavy Haul)*
- 3. Freight Broker 17.5% of Cubic Feet of Trailer Legal Space (Specialized)*
- 4. Delivering Carrier - 9.375% of Gross*

SIGNATURE: _____ Tariq Tony Robinson

INVOICING & PAYMENT

.It shall be carrier's responsibility to invoice broker for the transportation charges owing to carrier, using Epsy Manager, within thirty (30) days of delivery of the goods shipped, brokers responsibility to invoice shippers / customers shall be contingent upon carrier's properly invoicing broker and providing the supporting documentation required herein, using Epay Manager, electronic invoicing and documentation submission procedures are detailed in the accounts payable procedures addendum.

I.It shall be broker's responsibility to invoice shipper for carrier's transportation charges and brokers commission or other fees and use it best efforts to collect payment of carrier's said transportation charges on carriers's behalf. However, broker shall not be directly liable to carrier for transportation charges due to owing to carrier's by shipper when shippers fail or refuse to remit payment to broker

NOTE: We pay delivering carriers with Venmo Business

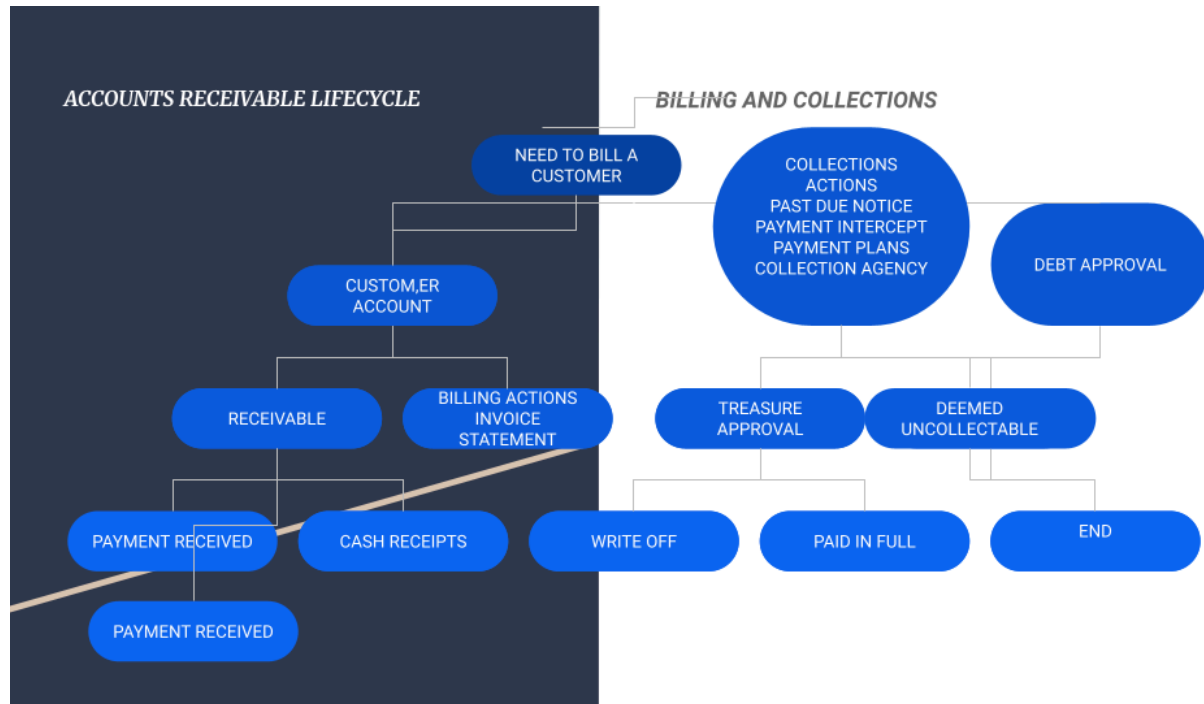
DETENTION & LAYOVER PAY

A. DETENTION PAY:

- a. General Freight: After 90-Minutes of acknowledging Naomi Jeanette Robinson Trucking at dock with proper paperwork signed, will start or begin a 90-Minute window.***
- a. Heavy Haul: After 14-Hour Window is expunge the Detention pay is enforced. Naomi Jeanette Robinson Trucking must arrived at the 5th hour of the 14th hour Window to receive detention pay. After the 6th Hour has expired of the 14th hour window. It will be Layover pay.***
- b. Specialized: After 14-Hour Window is expunge the Detention Pay is enforced. Naomi Jeanette Robinson Trucking must arrived at 3rd Hour of the 14th Hour Window to receive detention pay. After the 3rd Hour has expired of the 14th Hour Window. It will be Layover pay***
- c. Detention pay is 7% of daily rate required at contract presentation.***

A. LAYOVER PAY

- 1. General Freight: After 7-Hours on-site, the layover pay will begin with 50% of Daily Income at contract presentation***
- 2. Heavy Haul & Specialized: After the original contract delivery date and the 14th Hour Window Detention specifications. Layover pay is 100% of contract agreement presentation income requirements***



1. NAME AS SHOWN: N.J.R. TRUCKING
2. BUSINESS NAME
3. CHECK APPROPRIATE BOX FOR FEDERAL TAX CLASSIFICATION: LIMITED LIABILITY CORPORATION
4. EXEMPTIONS:
5. ADDRESS: 740 S. WESLEYAN BLVD.
6. CITY, STATE & ZIP CODE: ROCKY MOUNT, NC 27823
7. LIST ACCOUNT NUMBERS:

PART I TAXPAYER IDENTIFICATION NUMBER (TIN)

EMPLOYER IDENTIFICATION NUMBER: 80-0835104

PART II CERTIFICATION

SIGN HERE: NAOMI JEANETTE ROBINSON TRUCKING

DATE: FEBRUARY 24, 2024

CUSTOMER ARE INDIVIDUALS OR BUSINESS ENTITIES THAT PURCHASE GOODS OR SERVICES FROM THE STATE OF NORTH CAROLINA. CUSTOMER ACCOUNTS ARE DETERMINED BY THE COMBINATION OF A CUSTOMER (Vendor / Customer) CODE AND A BILLING PROFILE CODE. CUSTOMER RECORDS HAS BEEN CREATED AND ADDED TO THE VCUST TABLE USING THE VCC BASED DOCUMENTS. ONCE A CUSTOMER RECORD HAS BEEN CREATED, A CUSTOMER ACCOUNT IS CREATED BY USING THE CUSTOMER ACCOUNT OPTIONS TABLE.

CUSTOMER ACCOUNT OPTIONS

THE CUSTOMER ACCOUNT OPTIONS (CACT) TABLE IS USED TO ESTABLISH AND MAINTAIN BILLING OPTIONS FOR CUSTOMERS. ON THE FACT TABLE, USER CAN VIEW WHICH BILLING PROFILE CODES HAVE BEEN ASSIGNED TO EACH CUSTOMER CODE. ONE CUSTOMER CODE MAY HAVE MORE THAN ONE CUSTOMER ACCOUNT BECAUSE MULTIPLE BILLING PROFILE CODES CAN BE ASSIGNED AND EACH COMBINATION REPRESENTS A UNIQUE CUSTOMER ACCOUNT.

CUSTOMER ACCOUNT SETUP

- TRAILERS PURCHASING BUDGET (including aftermarket items): \$1,437,800.00
- TRAILERS MONTHLY BUDGET (including tags, insurance, ETC.): \$10,353.42
- TRAILERS PER MILE BUDGET (expenses only no profit): \$1.41 per mile
- TRAILERS PROFIT PERCENTAGE: 35%
- TRAILERS LEASE ON RATE PER MILE: \$1.90 per mile
- TRAILERS DAILY PROFIT (per job daily) REQUIRED: \$575.19 Daily income

NAOMI JEANETTE ROBINSON TRUCKING TRAILERS EXPENSES ACCOUNTS:

TOTAL TRAILERS INCOME MONTHLY MILEAGE: 7,350 Miles

TRAILERS DEADHEAD MONTHLY MILEAGE (25%): 1,838 Miles

TRAILERS TOTAL MONTHLY MILEAGE: 9,188 Miles

TRAILERS TOTAL WEEKLY MILEAGE: 3,062.7 Miles

TRAILERS TOTAL DEADHEAD WEEKLY MILEAGE: 765.7

TRAILERS TOTAL INCOME MILEAGE WEEKLY: 2,297 Miles

TRAILERS TOTAL AMOUNT OF DEADHEAD MILEAGE ALLOWED DAILY: 127.6 Miles a Day

TRAILER TOTAL AMOUNT OF MILEAGE PER JOB: 382.8 Miles

CUSTOMER ACCOUNT SETUP

- TRUCKS PURCHASING BUDGET
(including aftermarket items): \$3,705,060.00
- TRUCKS MONTHLY BUDGET (including
tags, insurance, ETC.): \$38,285.50
- TRUCKS PER MILE BUDGET (expenses
only no profit): \$4.62 per mile
- TRUCKS PROFIT PERCENTAGE: 35%
- TRUCKS LEASE ON RATE PER MILE:
\$6.24 per mile
- TRUCKS DAILY PROFIT (per job if one
job): \$2,005.54
- TRAILER DAILY PROFIT (per job if one
job): \$575.19
- TRUCK AND TRAILER PROFIT (per job if
one job): \$2,580.73

NAOMI JEANETTE ROBINSON TRUCKING TRUCKS AND TRACTORS EXPENSES ACCOUNTS:

TOTAL TRUCKS INCOME MONTHLY MILEAGE: 8,292
Miles

TRUCKS DEADHEAD MONTHLY MILEAGE (25%): 2,764
Miles

TRUCKS TOTAL MONTHLY MILEAGE: 11,055.9 Miles

TRUCKS TOTAL WEEKLY MILEAGE: 2,571.1 Miles

TRUCKS TOTAL DEADHEAD WEEKLY MILEAGE: 643

TRUCKS TOTAL INCOME MILEAGE WEEKLY: 1,928.1
Miles

TRUCKS TOTAL AMOUNT OF DEADHEAD MILEAGE
ALLOWED DAILY: 107.2 Miles a Day

TRUCKS TOTAL AMOUNT OF MILEAGE PER JOB: 321.4
Miles

CUSTOMER ACCOUNT SETUP

- TRUCK AND TRAILER PROFIT (per job if one job): \$2,580.73
- # OF HOURS ON-DUTY (fueling, inspection, route planning) DAILY: 1.5 Hours
- # OF HOURS DRIVING DAILY: 9-Hours
- PROFIT REQUIRED PER HOUR DRIVING: \$286.75 per hour
- UNITED STATES FOUR LANE HIGHWAY POSTED SPEED FOR COMMERCIAL TRUCKS: 65mph
- HOW LONG DOES IT TAKE A COMMERCIAL TRUCK TO REACH 65 mph: 16-Seconds
- COMMERCIAL TRUCK AVERAGE SPEED EAST COAST (44% of posted speed): 28.6 mph Average Speed in North East
- COMMERCIAL TRUCK AVERAGE SPEED ELSEWHERE (65% of posted Speed): 42.3 mph

NAOMI JEANETTE ROBINSON TRUCKING TRACTOR AND TRAILER EXPENSES ACCOUNTS:

TOTAL MONTHLY EXPENSES (Tractor & Trailers): \$48,638.92

EAST COAST DRIVING PER HOUR EXPENSE :C \$90.23 per Hour

ELSEWHERE DRIVING PER HOUR EXPENSES: \$61.01 per Hour

EAST COAST REQUIRES JOBS WITH MAX. MILEAGE OF: 818 Miles

EAST COAST JOBS REQUIRES A PAY PER MILE OF : \$6.31 per mile due to congestion

ELSEWHERE REQUIRES JOBS WITH MAX. MILEAGE OF: 1,789.2 Miles

ELSEWHERE JOBS REQUIRES A PAY PER MILE OF: \$5.77 per mile due to easy access

CUSTOMER ACCOUNT OPTIONS

ROCKY MOUNT, NC GEOGRAPHICAL LOCATION:

DEADHEAD NORTH LOCATION: Richmond, VA

DEADHEAD WEST LOCATION: Winston-Salem, NC

DEADHEAD SOUTH LOCATION: Lumbertown, NC

DEADHEAD EAST LOCATION: Nags Head, NC

NAOMI JEANETTE ROBINSON TRUCKING TRACTOR AND TRAILER EXPENSES ACCOUNTS:

EAST COAST TRUCKS TRAILERS MAIN OPERATION (not limited
to east coast):

1. FLATBED
2. STEP DECK
3. CONESTOGA
4. MECHANICAL RGN
5. LOWBOY
6. WALKING FLOOR
7. DUMP TRAILER
8. INTERMODAL TRAILER
9. 5th WHEEL TRAILER
10. TAG TRAILER
11. KENWORTH W900L TRI AXLE w/82" STUDIO SLEEPER
12. DUMP TRUCK
13. TOW TRUCK (Rotator, Roll Back, Wrecker)
14. FORD F450 DUALY
15. MERCEDES-BENZ SPRINTER
16. FORD E-450 BOX TRUCK
17. ISUZU BOX TRUCK

CUSTOMER ACCOUNT SETUP

ROCKY MOUNT, NC GEOGRAPHICAL LOCATION

*(not limited to / contract or dedicated lines
only):*

BOUNDARY NORTH LOCATION: Canada

BOUNDARY WEST LOCATION: Denver, CO

BOUNDARY SOUTH LOCATION: Key West, FL

BOUNDARY EAST LOCATION: Nags Head, NC

NAOMI JEANETTE ROBINSON TRUCKING TRACTOR AND TRAILER EXPENSES ACCOUNTS:

DEDICATED & CONTRACT TRUCKS TRAILERS MAIN OPERATION (not limited to east coast):

1. DRY VAN
2. REFRIGERATED
3. OPEN CAR TRANSPORTER
4. ENCLOSED TRANSPORTER
5. MOVING VAN
6. PETERBILT 389 TANDEM AXLE w/78: MID-ROOF
SLEEPER

CUSTOMER ACCOUNT SETUP

YOU WILL WANT TO LOOK UP THE
CONTRACT/CUSTOMER ACCOUNTS BY TRAILER
DEPARTMENT RATHER THAN BY NAME. SO YOU WILL USE
THE CUSTOMER ACCOUNT TABLE.

NOTE: The customer number is as follows:

- 1st Number is How Many Trucks Assigned to Contract
- 2nd Number is how many trailers Assigned to in Contract. (if the number is greater than 9. Put 0)
- 3rd Number is How Many Times Zones will you operate under a contract (Note if you work the lower 48 and Alaska you will put 6 times zones)
- 4th Number is How Many Weeks in a Month you are Obligated in this Contract)
- 5th Number will be if you are solo or teams (1. Solo / 2-Teams) under contract
- 6th Number and Beyond is Letters of the contract company/ Abbreviations)

CONTRACT CUSTOMER ACCOUNT OPTIONS TABLE

- ☐ **CUSTOMER NAME:** Naomi Jeanette Robinson
Logistics Group
- ☐ **CUSTOMER NUMBER:** 2933N/RLG
- ☐ **BILLING PROFILE:** Zelle Money Transfer
- ☐ **TRAILERS ISSUED:** Lowboy, RGN, Flatbed, Step
Deck, Conestoga, Dry, Reefer, Intermodal, Open Car
Transporter
- ☐ **DEPARTMENT(S):** TYPE-8 (General Freight,
Specialized, Perishable, Non-Perishable, Heavy
Haul, Dry Goods, Vehicles, Hazmat
- ☐ **BILLING TYPE:** Electronically
- ☐ **ADDRESS ID#:** Eastern Time Zone

CUSTOMER ACCOUNT SETUP

YOU WILL WANT TO LOOK UP THE CONTRACT/CUSTOMER ACCOUNTS BY TRAILER DEPARTMENT RATHER THAN BY NAME. SO YOU WILL USE THE CUSTOMER ACCOUNT TABLE.

NOTE: The customer number is as follows:

- 1st Number is How Many Trucks Assigned to Contract
- 2nd Number is how many trailers Assigned to in Contract. (if the number is greater than 9. Put 0)
- 3rd Number is How Many Times Zones will you operate under a contract (Note if you work the lower 48 and Alaska you will put 6 times zones)
- 4th Number is How Many Weeks in a Month you are Obligated in this Contract)
- 5th Number will be if you are solo or teams (1-Solo / 2-Teams) under contract
- 6th Number and Beyond is Letters of the contract company/ Abbreviations)

CONTRACT CUSTOMER ACCOUNT OPTIONS TABLE

- ☐ **CUSTOMER NAME:** Landstar
- ☐ **CUSTOMER NUMBER:** 2933LS
- ☐ **BILLING PROFILE:** HoneyBook Money Transfer
- ☐ **TRAILERS ISSUED:** Lowboy, RGN, Flatbed, Step Deck, Conestoga, Dry, Reefer, Intermodal, Open Car Transporter
- ☐ **DEPARTMENT(S):** TYPE-8 (General Freight, Specialized, Perishable, Non-Perishable, Heavy Haul, Dry Goods, Vehicles, Hazmat
- ☐ **BILLING TYPE:** Electronically
- ☐ **ADDRESS ID#:** Eastern Time Zone

CONTRACT CUSTOMER ACCOUNT PAYABLE & RECEIVABLE (Electronically)

- ☐ **CUSTOMER NAME:** Landstar
- ☐ **CUSTOMER NUMBER:** 2933LS
- ☐ **MONTHLY MILEAGE CONTRACT (Min. Miles):** 2,966.6 Miles
- ☐ **MONTHLY DEADHEAD MILEAGE (Max. Miles):** 741 Miles
- ☐ **INCOME MILEAGE MONTHLY (Min. Miles):** 2,225.6
- ☐ **UNLIQUIDATED (Rejected) AMOUNT MONTHLY (5% of Monthly Earnings):** \$1,047.21
- ☐ **CONTRACT TYPE:** 17.5% Gross (Commodity, Space & Weight)
- ☐ **INCOME COLLECTED MONTHLY TO PENFED CREDIT UNION (per mile / percentage):**
\$25,022.80
- ☐ **PAYMENT TRANSFER TO ACCOUNT PAYABLE TD BANK BUSINESS CHECKING (Operating & Fuel Expenses):** \$20,944.20
- ☐ **PAYMENT TO SELF WELLS FARGO PERSONAL CHECKING (\$0.60 per mile):**
\$1,779.96
- ☐ **PAYMENT TO BUSINESS SAVINGS PENFED CREDIT UNION BUSINESS SAVINGS ACCOUNT:** \$2,298.64

CUSTOMER ACCOUNT SETUP

YOU WILL WANT TO LOOK UP THE CONTRACT/CUSTOMER ACCOUNTS BY TRAILER DEPARTMENT RATHER THAN BY NAME. SO YOU WILL USE THE CUSTOMER ACCOUNT TABLE.

NOTE: The customer number is as follows:

- 1st Number is How Many Trucks Assigned to Contract
- 2nd Number is how many trailers Assigned to in Contract. (if the number is greater than 9. Put 0)
- 3rd Number is How Many Times Zones will you operate under a contract (Note if you work the lower 48 and Alaska you will put 6 times zones)
- 4th Number is How Many Weeks in a Month you are Obligated in this Contract)
- 5th Number will be if you are solo or teams (1- Solo / 2-Teams) under contract
- 6th Number and Beyond is Letters of the contract company/ Abbreviations)

CONTRACT CUSTOMER ACCOUNT OPTIONS TABLE

- ☐ **CUSTOMER NAME:** J.B. Hunt
- ☐ **CUSTOMER NUMBER:** 2633JBH
- ☐ **BILLING PROFILE:** Corpay Money Transfer
- ☐ **TRAILERS ISSUED:** Flatbed, Step Deck, Conestoga, Dry, Reefer, Intermodal
- ☐ **DEPARTMENT(S):** TYPE-7 (General Freight, Perishable, Non-Perishable, Dry Goods, Sea Food, Dairy Products, Hazmat
- ☐ **BILLING TYPE:** Electronically
- ☐ **ADDRESS ID#:** Central Time Zone

CONTRACT CUSTOMER ACCOUNT PAYABLE & RECEIVABLE (Electronically)

- ☐ **CUSTOMER NAME:** J.B. Hunt
- ☐ **CUSTOMER NUMBER:** 2633JBH
- ☐ **MONTHLY MILEAGE CONTRACT (Min. Miles):** 2,966.6 Miles
- ☐ **MONTHLY DEADHEAD MILEAGE (Max. Miles):** 741 Miles
- ☐ **INCOME MILEAGE MONTHLY (Min. Miles):** 2,225.6
- ☐ **UNLIQUIDATED (Rejected) AMOUNT MONTHLY (5% of Monthly Earnings):** \$1,047.21
- ☐ **CONTRACT TYPE:** 17.5% Gross (Commodity, Space & Weight)
- ☐ **INCOME COLLECTED MONTHLY TO PENFED CREDIT UNION (per mile / percentage):**
\$25,022.80
- ☐ **PAYMENT TRANSFER TO ACCOUNT PAYABLE TD BANK BUSINESS CHECKING (Operating & Fuel Expenses):** \$20,944.20
- ☐ **PAYMENT TO SELF WELLS FARGO PERSONAL CHECKING (\$0.60 per mile):**
\$1,779.96
- ☐ **PAYMENT TO BUSINESS SAVINGS PENFED CREDIT UNION BUSINESS SAVINGS ACCOUNT:** \$2,298.64

CREDIT APPLICATION

NAOMI JEANETTE ROBINSON TRUCKING

740 S. WESLEYAN BLVD.

ROCKY MOUNT, NC 27823

(252)801-7058

BUSINESS CONTACT INFORMATION:

LEGAL COMPANY NAME: _____

DBA (If applicable): _____

PHONE: _____

FAX: _____

E-MAIL: _____

BILLING ADDRESS: _____

CITY, STATE, ZIP CODE: _____

DATE BUSINESS ESTABLISHED: _____

FEDERAL TAX ID #: _____

COMPANY LISTED TYPE _____

AP INFORMATION:

PERSON RESPONSIBLE FOR ACCOUNTS PAYABLE: _____

PHONE: _____

E-MAIL: _____

PURCHASE ORDER REQUIRED: _____ YES _____ NO

PLEASE PROVIDE THE FOLLOWING INFORMATION FOR PARTNERS, CORPORATE OFFICERS,
SOLE PROPRIETORSHIP, MEMBERS (LLC)

NAME: _____

TITLE: _____

NAME: _____

TITLE: _____

LIST TWO MAJOR TRADE REFERENCES:

COMPANY NAME: _____

ADDRESS: _____

CITY, STATE, ZIP CODE: _____

COMPANY NAME: _____

ADDRESS: _____

CITY, STATE ZIP CODE: _____

PAYMENT TERMS

ALL ACCOUNTS ARE DUE AND PAYABLE WITHIN 30 DAYS OF INVOICE DATE, ALATE CHARGE
OF 5% PER MONTH WILL BE CHARGED ON PAST DUE ACCOUNTS. CUSTOMER AGREES TO
PAY COLLECTION AGENCY FEES AND ALL ATTORNEY'S FEES IN THE EVENT OF LEGAL
ACTION. I HAVE MADE THE STATEMENT ABOVE FOR THE PURPOSE OF OBTAINING CREDIT.

ICERTIFY THAT THE STATEMENTS ARE TRUE AND I AUTHORIZE YOU TO MAKE A CREDIT INVESTIGATION

SIGNATURE

AUTHORIZED SIGNATURE OF OWNER OR OFFICER: _____

DATE: _____

PRINT NAME: _____

TITLE: _____

SOUTHERN BANK (Since 1901)

BUSINESS CONSULTANT: Malcolm R. Sullivan, Jr.

230 Sunset Ave.

Rocky Mount, NC 27804

(252)977-2825 Tel.

customercare@southernbank.com

<https://www.southernbank.com>



ACCOUNT# 80-0835104

ACCOUNT NAME: Naomi Jeanette Robinson Trucking LLC

TYPE OF ACCOUNTS: (Online Banking)

1. Gold Checking(Account Receivable)

a. Account Receivable

i. Starting Balance of - \$15,000,000.00

ii. February 22, 2024 @ 11:40am Ending Balance of - \$1,900,000.00

1. Transfer to

a. Account Payable - \$10,000,000.00

b. Saving Account - \$3,000,000.00

c. Cash on Hand - \$100,000.00

iii. Internal Affairs of the Business

1. Trucking Office & Verizon Connect App Integrations

iv. IRS Income Paperwork

1. Income Tax 35% + \$4,000.00 Write off Blue Print Outline

- b. *Min. Deposit - \$50.00*
 - 2. *Prime Checking*
 - a. *Account Payable*
 - i. *Starting Balance - \$10,000,000.00*
 - ii. *February 22, 2024 @ 11:41am Ending Balance of - \$4,571,100.00*
 - 1. *One Tractor – 2025 Peterbilt 389 Tandem Axle, 72” Flattop Sleeper, VIN# INPXD49X1SD680036, 1,097 Miles, 320” Wheelbase - \$239,900.00*
 - 2. *Step Deck Trailer – Reitnouer Big Bubba Tri Axle, 35” Deck - \$100,000.00*
 - 3. *Flatbed – Fontaine Revolution Superior Slide 48’ Spread Axle - \$100,000.00*
 - 4. *60-Day Capital - \$60,000.00*
 - 5. *Business Property - \$400,000.00*
 - 6. *House - \$1,500,000.00*
 - 7. *Business Vehicles – Tesla Model S Plaid – Chevy Silverado 3500 High Country Diesel - \$425,000.00*
 - 8. *Personal Vehicles – Porsche Taycan 4 Cross Turismo, Range Rover Autobiography - \$425,000.00*
 - 9. *Motor Home – Peterbilt 567 Show Hauler, VIN# INPCL40XXRD646671, Tandem Axle - \$679,000.00*
 - 10. *Motor Yacht – 50’ - \$1,500,000.00*
 - iii. *The Police of the Business*
 - 1. *Quicken Home Office & Real Estate Software App Integrations*
 - iv. *Tax Agent Audit Paperwork*
 - 1. *Delivering Carriers*
 - 2. *WEX Fuel Card*
 - 3. *PenFed Credit Union Visa Credit Card (Self-Pay)*
 - 4. *Business Tax Write Off Spending*
 - b. *Min. Deposit - \$100.00*
 - 3. *Tiered Insured Money Market*
 - i. *Starting Balance - \$3,000,000.00*
 - ii. *February 22, 2024 @ 11:41am Ending Balance of - \$4,671,100.00*
 - 1. *Working on Saving up for Heavy Haul Equipment*
 - a. *Tractor - \$450,000.00+*
 - b. *Trailers - \$1,000,000+*
 - 2. *Working on Saving up for Specialized Equipment*
 - a. *Tractor - \$450,000.00+*
 - b. *Trailers - \$1,000,000+*
 - a. *The Inspector of the Business*
 - 1. *Property Remodeling*
 - a. *Land for Garage - \$1,000,000+*
 - 2. *Employees Hiring Criteria*
 - a. *Min. \$75,000.00 per employee expense account*
 - b. *Min. Opening Deposit - \$1,000.00*
 - 4. *E-Checking –*

- a. Cash on Hand*
 - i. Apple Pay –*
 - 1. Day to day usage*
 - ii. Cash App (Pre-Paid Visa Card)*
 - 1. Amazon Shopping*
- b. Min. Opening Deposit - \$500.00*