

|   |   |
|---|---|
| STATE OF IOWA<br>2019<br>FINANCIAL REPORT<br>FISCAL YEAR ENDED<br>JUNE 30, 2019<br>CITY OF PANORAMA PARK, IOWA<br>DUE: December 1, 2019 | 16208201300000<br>CITY OF PANORAMA PARK<br>120 SHORT ST<br>PANORAMA PARK IA 52722-5669<br>POPULATION: 129 |
|---|---|

**NOTE** - The information supplied in this report will be shared by the Iowa State Auditor's Office, the U.S. Census Bureau, various public interest groups, and State and federal agencies.

**ALL FUNDS**

|   | Governmental (a) | Proprietary (b) | Total Actual (c) | Budget (d) |
|---|------------------|-----------------|------------------|------------|
| <b>Revenues and Other Financing Sources</b>   |                  |                 |                  |            |
| Taxes Levied on Property  | 25,157           |                 | 25,157           | 26,194     |
| Less: Uncollected Property Taxes-Levy Year  | 0                |                 | 0                |            |
| <b>Net Current Property Taxes</b>   | 25,157           |                 | 25,157           | 26,194     |
| Delinquent Property Taxes   | 232              |                 | 232              |            |
| TIF Revenues  | 0                |                 | 0                |            |
| Other City Taxes  | 23,799           | 0               | 23,799           | 30,921     |
| Licenses and Permits  | 40               | 0               | 40               |            |
| Use of Money and Property   | 3,406            | 2,184           | 5,590            |            |
| Intergovernmental   | 16,665           | 0               | 16,665           | 16,000     |
| Charges for Fees and Service  | 0                | 17,615          | 17,615           | 17,000     |
| Special Assessments   | 0                | 0               | 0                |            |
| Miscellaneous   | 287              | 0               | 287              |            |
| Other Financing Sources   | 0                | 0               | 0                |            |
| Transfers In  | 0                | 0               | 0                |            |
| <b>Total Revenues and Other Sources</b>   | 69,586           | 19,799          | 89,385           | 90,115     |
| <b>Expenditures and Other Financing Uses</b>  |                  |                 |                  |            |
| Public Safety   | 2,742            |                 | 2,742            | 4,250      |
| Public Works  | 18,255           |                 | 18,255           | 29,000     |
| Health and Social Services  | 0                |                 | 0                |            |
| Culture and Recreation  | 4,945            |                 | 4,945            | 6,000      |
| Community and Economic Development  | 0                |                 | 0                |            |
| General Government  | 12,537           |                 | 12,537           | 37,500     |
| Debt Service  | 0                |                 | 0                |            |
| Capital Projects  | 0                |                 | 0                |            |
| <b>Total Governmental Activities Expenditures</b>   | 38,479           | 0               | 38,479           | 76,750     |
| BUSINESS TYPE ACTIVITIES  |                  | 7,374           | 7,374            | 9,500      |
| <b>Total All Expenditures</b>   | 38,479           | 7,374           | 45,853           | 86,250     |
| Other Financing Uses  | 0                | 0               | 0                |            |
| Transfers Out   | 0                | 0               | 0                |            |
| <b>Total All Expenditures/and Other Financing Uses</b>                                      | 38,479           | 7,374           | 45,853           | 86,250     |
| <b>Excess Revenues and Other Sources Over (Under) Expenditures/and Other Financing Uses</b> | 31,107           | 12,425          | 43,532           | 3,865      |
| Beginning Fund Balance July 1, 2018   | 156,804          | 140,500         | 297,304          | 269,609    |
| Ending Fund Balance June 30, 2019   | 187,911          | 152,925         | 340,836          | 273,474    |

**NOTE** - These balances do not include the following, which were not budgeted and are not available for city operations:

|                                     |                     |
|-------------------------------------|---------------------|
| Non-budgeted Internal Service Funds | Pension Trust Funds |
| Private Purpose Trust Funds         | Agency Funds        |

| Indebtedness at June 30, 2019 |   | Indebtedness at June 30, 2019 |         |
|-------------------------------|---|-------------------------------|---------|
| Amount                        |   | Amount                        |         |
| General Obligation Debt       | 0 | Other Long-Term Debt          | 0       |
| Revenue Debt                  | 0 | Short-Term Debt               | 0       |
| TIF Revenue Debt              | 0 |                               |         |
|                               |   | General Obligation Debt Limit | 437,776 |

**CERTIFICATION**

The forgoing report is correct to the best of my knowledge and belief

|  |                                    |
|--|------------------------------------|
|  | <b>Posted</b><br>11/9/2019         |
| Signature of Preparer<br>Printed name of Preparer<br>Gary Gleason, Treasurer | Phone Number<br>(563) 293-1293     |
|  | Date Signed<br>November 8,<br>2019 |
| Signature of Mayor or other City official (Name and Title)                   |                                    |

**PLEASE PUBLISH THIS PAGE ONLY**

**AFFIDAVIT OF POSTING  
CITY OF PANORAMA PARK, IOWA**

The Annual Financial Report for the fiscal year 2018- 2019 for the City of PANORAMA PARK was posted on 11/9/2019 at the following locations:  
*\*One of the three posted notices is included with this form.*


Location #1  
City Hall (front window)

Location #2  
Message Center #1 (intersection of Park Ave. and Short St.)

Location #3  
Message Center #2 (Northwest corner of 1 Park Ave.)

Print Name  
Ronald Rice

Attested to on behalf of the City of PANORAMA PARK by:



Date  
November 8, 2019

Signature

REVENUE P2

CITY OF PANORAMA PARK  
REVENUE AND OTHER FINANCING SOURCES FOR YEAR ENDED JUNE 30, 2019

NON-GAAP/CASH BASIS

| Item Description                                    |    | General (a) | Special Revenue (b) | TIF Special Revenue (c) | Debt Service (d) | Capital Projects (e) | Permanent (f) | Total Governmental (Sum of (a) through (f)) (g) | Proprietary (h) | Grand Total (Sum of (g) and (h)) (i) |    |
|---|----|-------------|---------------------|-------------------------|------------------|----------------------|---------------|---|-----------------|--------------------------------------|----|
| <b>Section A - Taxes</b>                            | 1  |             |                     |                         |                  |                      |               |   |                 |                                      | 1  |
| <b>Taxes levied on property</b>                     | 2  | 25,157      |                     |                         |                  |                      |               | 25,157  |                 | 25,157                               | 2  |
| Less: Uncollected Property Taxes - Levy Year        | 3  |             |                     |                         |                  |                      |               | 0   |                 | 0                                    | 3  |
| Net Current Property Taxes                          | 4  | 25,157      | 0                   |                         | 0                | 0                    | 0             | 25,157  |                 | 25,157                               | 4  |
| Delinquent Property Taxes                           | 5  | 232         |                     |                         |                  |                      |               | 232   |                 | 232                                  | 5  |
| <b>Total Property Tax</b>                           | 6  | 25,389      | 0                   |                         | 0                | 0                    | 0             | 25,389  |                 | 25,389                               | 6  |
| <b>TIF Revenues</b>                                 | 7  |             |                     |                         |                  |                      |               | 0   |                 | 0                                    | 7  |
| <b>Other City Taxes</b>                             |    |             |                     |                         |                  |                      |               |   |                 |                                      |    |
| Utility Tax Replacement Excise Taxes                | 8  | 2,917       |                     |                         |                  |                      |               | 2,917   |                 | 2,917                                | 8  |
| Utility Franchise Tax (Chapter 364.2, Code of Iowa) | 9  | 590         |                     |                         |                  |                      |               | 590   |                 | 590                                  | 9  |
| Parimutuel Wager Tax                                | 10 |             |                     |                         |                  |                      |               | 0   |                 | 0                                    | 10 |
| Gaming Wager Tax                                    | 11 |             |                     |                         |                  |                      |               | 0   |                 | 0                                    | 11 |
| Mobile Home Tax                                     | 12 |             |                     |                         |                  |                      |               | 0   |                 | 0                                    | 12 |
| Hotel / Motel Tax                                   | 13 |             |                     |                         |                  |                      |               | 0   |                 | 0                                    | 13 |
| Other Local Option Taxes                            | 14 | 20,292      |                     |                         |                  |                      |               | 20,292  |                 | 20,292                               | 14 |
| <b>Total Other City Taxes</b>                       | 15 | 23,799      | 0                   |                         | 0                | 0                    | 0             | 23,799  | 0               | 23,799                               | 15 |
| <b>Section B - Licenses and Permits</b>             | 16 | 40          |                     |                         |                  |                      |               | 40  |                 | 40                                   | 16 |
| <b>Section C - Use of Money and Property</b>        | 17 |             |                     |                         |                  |                      |               |   |                 |                                      | 17 |
| Interest  | 18 | 2,855       | 451                 |                         |                  |                      |               | 3,306   | 2,184           | 5,490                                | 18 |
| Rents and Royalties                                 | 19 |             |                     |                         |                  |                      |               | 0   |                 | 0                                    | 19 |
| Other Miscellaneous Use of Money and Property       | 20 | 100         |                     |                         |                  |                      |               | 100   |                 | 100                                  | 20 |
|   | 21 |             |                     |                         |                  |                      |               | 0   |                 | 0                                    | 21 |
| <b>Total Use of Money and Property</b>              | 22 | 2,955       | 451                 | 0                       | 0                | 0                    | 0             | 3,406   | 2,184           | 5,590                                | 22 |
| <b>Section D - Intergovernmental</b>                | 24 |             |                     |                         |                  |                      |               |   |                 |                                      | 24 |
| <b>Federal Grants and Reimbursements</b>            | 26 |             |                     |                         |                  |                      |               |   |                 |                                      | 26 |
| Federal Grants                                      | 27 |             |                     |                         |                  |                      |               | 0   |                 | 0                                    | 27 |
| Community Development Block Grants                  | 28 |             |                     |                         |                  |                      |               | 0   |                 | 0                                    | 28 |
| Housing and Urban Development                       | 29 |             |                     |                         |                  |                      |               | 0   |                 | 0                                    | 29 |
| Public Assistance Grants                            | 30 |             |                     |                         |                  |                      |               | 0   |                 | 0                                    | 30 |
| Payment in Lieu of Taxes                            | 31 |             |                     |                         |                  |                      |               | 0   |                 | 0                                    | 31 |
|   | 32 |             |                     |                         |                  |                      |               | 0   |                 | 0                                    | 32 |
| <b>Total Federal Grants and Reimbursements</b>      | 33 | 0           | 0                   |                         | 0                | 0                    | 0             | 0   | 0               | 0                                    | 33 |

REVENUE P3

CITY OF PANORAMA PARK  
REVENUE AND OTHER FINANCING SOURCES FOR YEAR ENDED JUNE 30, 2019

NON-GAAP/CASH BASIS

| Item Description   |    | General (a) | Special Revenue (b) | TIF Special Revenue (c) | Debt Service (d) | Capital Projects (e) | Permanent (f) | Total Governmental (Sum of (a) through (f) (g)) | Proprietary (h) | Grand Total (Sum of (g) and (h)) (i) |    |
|--|----|-------------|---------------------|-------------------------|------------------|----------------------|---------------|---|-----------------|--------------------------------------|----|
| <b>Section D - Intergovernmental - Continued</b>             | 41 |             |                     |                         |                  |                      |               |   |                 |                                      | 41 |
| <b>State Shared Revenues</b>                                 | 43 |             |                     |                         |                  |                      |               |   |                 |                                      | 43 |
| Road Use Taxes   | 44 |             | 16,665              |                         |                  |                      |               | 16,665  |                 | 16,665                               | 44 |
| <b>Other state grants and reimbursements</b>                 | 48 |             |                     |                         |                  |                      |               |   |                 |                                      | 48 |
| State grants   | 49 |             |                     |                         |                  |                      |               | 0   |                 | 0                                    | 49 |
| Iowa Department of Transportation                            | 50 |             |                     |                         |                  |                      |               | 0   |                 | 0                                    | 50 |
| Iowa Department of Natural Resources                         | 51 |             |                     |                         |                  |                      |               | 0   |                 | 0                                    | 51 |
| Iowa Economic Development Authority                          | 52 |             |                     |                         |                  |                      |               | 0   |                 | 0                                    | 52 |
| CEBA grants  | 53 |             |                     |                         |                  |                      |               | 0   |                 | 0                                    | 53 |
| Commercial & Industrial Replacement Claim                    | 54 |             |                     |                         |                  |                      |               | 0   |                 | 0                                    | 54 |
|  | 55 |             |                     |                         |                  |                      |               | 0   |                 | 0                                    | 55 |
|  | 56 |             |                     |                         |                  |                      |               | 0   |                 | 0                                    | 56 |
|  | 57 |             |                     |                         |                  |                      |               | 0   |                 | 0                                    | 57 |
|  | 58 |             |                     |                         |                  |                      |               | 0   |                 | 0                                    | 58 |
|  | 59 |             |                     |                         |                  |                      |               | 0   |                 | 0                                    | 59 |
| <b>Total State</b>   | 60 | 0           | 16,665              | 0                       | 0                | 0                    | 0             | 16,665  | 0               | 16,665                               | 60 |
| <b>Local Grants and Reimbursements</b>                       |    |             |                     |                         |                  |                      |               |   |                 |                                      |    |
| County Contributions   | 63 |             |                     |                         |                  |                      |               | 0   |                 | 0                                    | 63 |
| Library Service  | 64 |             |                     |                         |                  |                      |               | 0   |                 | 0                                    | 64 |
| Township Contributions                                       | 65 |             |                     |                         |                  |                      |               | 0   |                 | 0                                    | 65 |
| Fire/EMT Service   | 66 |             |                     |                         |                  |                      |               | 0   |                 | 0                                    | 66 |
|  | 67 |             |                     |                         |                  |                      |               | 0   |                 | 0                                    | 67 |
|  | 68 |             |                     |                         |                  |                      |               | 0   |                 | 0                                    | 68 |
|  | 69 |             |                     |                         |                  |                      |               | 0   |                 | 0                                    | 69 |
| <b>Total Local Grants and Reimbursements</b>                 | 70 | 0           | 0                   | 0                       | 0                | 0                    | 0             | 0   | 0               | 0                                    | 70 |
| <b>Total Intergovernmental (Sum of lines 33, 60, and 70)</b> | 71 | 0           | 16,665              | 0                       | 0                | 0                    | 0             | 16,665  | 0               | 16,665                               | 71 |
| <b>Section E -Charges for Fees and Service</b>               | 72 |             |                     |                         |                  |                      |               |   |                 |                                      | 72 |
| Water  | 73 |             |                     |                         |                  |                      |               | 0   |                 | 0                                    | 73 |
| Sewer  | 74 |             |                     |                         |                  |                      |               | 0   | 17,615          | 17,615                               | 74 |
| Electric   | 75 |             |                     |                         |                  |                      |               | 0   |                 | 0                                    | 75 |
| Gas  | 76 |             |                     |                         |                  |                      |               | 0   |                 | 0                                    | 76 |
| Parking  | 77 |             |                     |                         |                  |                      |               | 0   |                 | 0                                    | 77 |
| Airport  | 78 |             |                     |                         |                  |                      |               | 0   |                 | 0                                    | 78 |
| Landfill/garbage   | 79 |             |                     |                         |                  |                      |               | 0   |                 | 0                                    | 79 |
| Hospital   | 80 |             |                     |                         |                  |                      |               | 0   |                 | 0                                    | 80 |

REVENUE P4

CITY OF  
REVENUE AND OTHER FINANCING SOURCES FOR YEAR ENDED JUNE 30,

NON-GAAP/CASH BASIS

| Item Description  |     | General (a) | Special Revenue (b) | TIF Special Revenue (c) | Debt Service (d) | Capital Projects (e) | Permanent (f) | Total Governmental (Sum of (a) through (f)) (g) | Proprietary (h) | Grand Total (Sum of (g) and (h)) (i) |     |
|---|-----|-------------|---------------------|-------------------------|------------------|----------------------|---------------|---|-----------------|--------------------------------------|-----|
| <b>Section E - Charges for Fees and Service - Continued</b> | 81  |             |                     |                         |                  |                      |               |   |                 |                                      | 81  |
| Transit   | 82  |             |                     |                         |                  |                      |               | 0   |                 | 0                                    | 82  |
| Cable TV  | 83  |             |                     |                         |                  |                      |               | 0   |                 | 0                                    | 83  |
| Internet  | 84  |             |                     |                         |                  |                      |               | 0   |                 | 0                                    | 84  |
| Telephone   | 85  |             |                     |                         |                  |                      |               | 0   |                 | 0                                    | 85  |
| Housing Authority   | 86  |             |                     |                         |                  |                      |               | 0   |                 | 0                                    | 86  |
| Storm Water   | 87  |             |                     |                         |                  |                      |               | 0   |                 | 0                                    | 87  |
| Other:  | 88  |             |                     |                         |                  |                      |               |   |                 |                                      | 88  |
| Nursing Home  | 89  |             |                     |                         |                  |                      |               | 0   |                 | 0                                    | 89  |
| Police Service Fees   | 90  |             |                     |                         |                  |                      |               | 0   |                 | 0                                    | 90  |
| Prisoner Care   | 91  |             |                     |                         |                  |                      |               | 0   |                 | 0                                    | 91  |
| Fire Service Charges  | 92  |             |                     |                         |                  |                      |               | 0   |                 | 0                                    | 92  |
| Ambulance Charges   | 93  |             |                     |                         |                  |                      |               | 0   |                 | 0                                    | 93  |
| Sidewalk Street Repair Charges                              | 94  |             |                     |                         |                  |                      |               | 0   |                 | 0                                    | 94  |
| Housing and Urban Renewal Charges                           | 95  |             |                     |                         |                  |                      |               | 0   |                 | 0                                    | 95  |
| River Port and Terminal Fees                                | 96  |             |                     |                         |                  |                      |               | 0   |                 | 0                                    | 96  |
| Public Scales   | 97  |             |                     |                         |                  |                      |               | 0   |                 | 0                                    | 97  |
| Cemetery Charges  | 98  |             |                     |                         |                  |                      |               | 0   |                 | 0                                    | 98  |
| Library Charges   | 99  |             |                     |                         |                  |                      |               | 0   |                 | 0                                    | 99  |
| Park, Recreation, and Cultural Charges                      | 100 |             |                     |                         |                  |                      |               | 0   |                 | 0                                    | 100 |
| Animal Control Charges                                      | 101 |             |                     |                         |                  |                      |               | 0   |                 | 0                                    | 101 |
|   | 102 |             |                     |                         |                  |                      |               | 0   |                 | 0                                    | 102 |
|   | 103 |             |                     |                         |                  |                      |               | 0   |                 | 0                                    | 103 |
| <b>Total Charges for Service</b>                            | 104 | 0           | 0                   | 0                       | 0                | 0                    | 0             | 0   | 17,615          | 17,615                               | 104 |
| <b>Section F - Special Assesments</b>                       | 106 |             |                     |                         |                  |                      |               | 0   |                 | 0                                    | 106 |
| <b>Section G - Miscellaneous</b>                            | 107 |             |                     |                         |                  |                      |               |   |                 |                                      | 107 |
| Contributions   | 108 |             |                     |                         |                  |                      |               | 0   |                 | 0                                    | 108 |
| Deposits and Sales/Fuel Tax Refunds                         | 109 |             |                     |                         |                  |                      |               | 0   |                 | 0                                    | 109 |
| Sale of Property and Merchandise                            | 110 | 187         |                     |                         |                  |                      |               | 187   |                 | 187                                  | 110 |
| Fines   | 111 | 100         |                     |                         |                  |                      |               | 100   |                 | 100                                  | 111 |
| Internal Service Charges                                    | 112 |             |                     |                         |                  |                      |               | 0   |                 | 0                                    | 112 |
|   | 113 |             |                     |                         |                  |                      |               | 0   |                 | 0                                    | 113 |
|   | 114 |             |                     |                         |                  |                      |               | 0   |                 | 0                                    | 114 |
|   | 115 |             |                     |                         |                  |                      |               | 0   |                 | 0                                    | 115 |
|   | 116 |             |                     |                         |                  |                      |               | 0   |                 | 0                                    | 116 |
|   | 117 |             |                     |                         |                  |                      |               | 0   |                 | 0                                    | 117 |
|   | 118 |             |                     |                         |                  |                      |               | 0   |                 | 0                                    | 118 |
|   | 119 |             |                     |                         |                  |                      |               | 0   |                 | 0                                    | 119 |
| <b>Total Miscellaneous</b>                                  | 120 | 287         | 0                   | 0                       | 0                | 0                    | 0             | 287   | 0               | 287                                  | 120 |

REVENUE P5

CITY OF  
REVENUE AND OTHER FINANCING SOURCES FOR YEAR ENDED JUNE 30,

NON-GAAP/CASH BASIS

| Item Description   |     | General (a) | Special Revenue (b) | TIF Special Revenue (c) | Debt Service (d) | Capital Projects (e) | Permanent (f) | Total Governmental (Sum of (a) through (f)) (g) | Proprietary (h) | Grand Total (Sum of (g) and (h)) (i) |     |
|--|-----|-------------|---------------------|-------------------------|------------------|----------------------|---------------|---|-----------------|--------------------------------------|-----|
| <b>Total All Revenues (Sum of lines 6, 7, 15,16,22, 71, 104, 106, and 120)</b> | 121 | 52,470      | 17,116              | 0                       | 0                | 0                    | 0             | 69,586  | 19,799          | 89,385                               | 121 |
| <b>Section H - Other Financing Sources</b>                                     | 123 |             |                     |                         |                  |                      |               |   |                 |                                      | 123 |
| Proceeds of capital asset sales  | 124 |             |                     |                         |                  |                      |               | 0   |                 | 0                                    | 124 |
| Proceeds of long-term debt (Excluding TIF internal borrowing)                  | 125 |             |                     |                         |                  |                      |               | 0   |                 | 0                                    | 125 |
| Proceeds of anticipatory warrants or other short-term debt                     | 126 |             |                     |                         |                  |                      |               | 0   |                 | 0                                    | 126 |
| Regular transfers in and interfund loans                                       | 127 |             |                     |                         |                  |                      |               | 0   |                 | 0                                    | 127 |
| Internal TIF loans and transfers in  | 128 |             |                     |                         |                  |                      |               | 0   |                 | 0                                    | 128 |
|  | 129 |             |                     |                         |                  |                      |               | 0   |                 | 0                                    | 129 |
|  | 130 |             |                     |                         |                  |                      |               | 0   |                 | 0                                    | 130 |
| <b>Total Other Financing Sources</b>   | 131 | 0           | 0                   | 0                       | 0                | 0                    | 0             | 0   | 0               | 0                                    | 131 |
| <b>Total Revenues Except for Beginning Balances (Sum of lines 121 and 131)</b> | 132 | 52,470      | 17,116              | 0                       | 0                | 0                    | 0             | 69,586  | 19,799          | 89,385                               | 132 |
| <b>Beginning Fund Balance July 1, 2018</b>                                     | 134 | 93,200      | 63,604              |                         |                  |                      |               | 156,804   | 140,500         | 297,304                              | 134 |
| <b>Total Revenues and Other Financing Sources (Sum of lines 132 and 134)</b>   | 136 | 145,670     | 80,720              | 0                       | 0                | 0                    | 0             | 226,390   | 160,299         | 386,689                              | 136 |

EXPENDITURES P6

CITY OF PANORAMA PARK  
EXPENDITURES AND OTHER FINANCING USES FOR FISCAL YEAR ENDED JUNE 30, 2019

NON-GAAP/CASH BASIS

| Item Description                              | Line | General (a) | Special Revenue (b) | TIF Special Revenue (c) | Debt Service (d) | Capital Projects (e) | Permanent (f) | Total Governmental (Sum of cols. (a) through (f)) (g) | Proprietary (h) | Grand Total (Sum of col. (g)) (i) | Line |
|---|------|-------------|---------------------|-------------------------|------------------|----------------------|---------------|---|-----------------|-----------------------------------|------|
| <b>Section A - Public Safety</b>              | 1    |             |                     |                         |                  |                      |               |   |                 |                                   | 1    |
| Police Department/Crime Prevention            | 2    |             |                     |                         |                  |                      |               | 0   |                 | 0                                 | 2    |
| Jail  | 3    |             |                     |                         |                  |                      |               | 0   |                 | 0                                 | 3    |
| Emergency Management                          | 4    |             |                     |                         |                  |                      |               | 0   |                 | 0                                 | 4    |
| Flood control                                 | 5    |             |                     |                         |                  |                      |               | 0   |                 | 0                                 | 5    |
| Fire Department                               | 6    | 2,742       |                     |                         |                  |                      |               | 2,742   |                 | 2,742                             | 6    |
| Ambulance                                     | 7    |             |                     |                         |                  |                      |               | 0   |                 | 0                                 | 7    |
| Building Inspections                          | 8    |             |                     |                         |                  |                      |               | 0   |                 | 0                                 | 8    |
| Miscellaneous Protective Services             | 9    |             |                     |                         |                  |                      |               | 0   |                 | 0                                 | 9    |
| Animal Control                                | 10   |             |                     |                         |                  |                      |               | 0   |                 | 0                                 | 10   |
| Other Public Safety                           | 11   |             |                     |                         |                  |                      |               | 0   |                 | 0                                 | 11   |
|   | 12   |             |                     |                         |                  |                      |               | 0   |                 | 0                                 | 12   |
|   | 13   |             |                     |                         |                  |                      |               | 0   |                 | 0                                 | 13   |
| <b>Total Public Safety</b>                    | 14   | 2,742       | 0                   |                         | 0                | 0                    | 0             | 2,742   |                 | 2,742                             | 14   |
| <b>Section B - Public Works</b>               | 15   |             |                     |                         |                  |                      |               |   |                 |                                   | 15   |
| Roads, Bridges, Sidewalks                     | 16   |             | 2,905               |                         |                  |                      |               | 2,905   |                 | 2,905                             | 16   |
| Parking Meter and Off-Street                  | 17   |             |                     |                         |                  |                      |               | 0   |                 | 0                                 | 17   |
| Street Lighting                               | 18   |             | 686                 |                         |                  |                      |               | 686   |                 | 686                               | 18   |
| Traffic Control Safety                        | 19   |             |                     |                         |                  |                      |               | 0   |                 | 0                                 | 19   |
| Snow Removal                                  | 20   |             | 5,510               |                         |                  |                      |               | 5,510   |                 | 5,510                             | 20   |
| Highway Engineering                           | 21   |             |                     |                         |                  |                      |               | 0   |                 | 0                                 | 21   |
| Street Cleaning                               | 22   |             |                     |                         |                  |                      |               | 0   |                 | 0                                 | 22   |
| Airport (if not an enterprise)                | 23   |             |                     |                         |                  |                      |               | 0   |                 | 0                                 | 23   |
| Garbage (if not an enterprise)                | 24   | 9,133       |                     |                         |                  |                      |               | 9,133   |                 | 9,133                             | 24   |
| Other Public Works                            | 25   | 21          |                     |                         |                  |                      |               | 21  |                 | 21                                | 25   |
|   | 26   |             |                     |                         |                  |                      |               | 0   |                 | 0                                 | 26   |
|   | 27   |             |                     |                         |                  |                      |               | 0   |                 | 0                                 | 27   |
| <b>Total Public Works</b>                     | 28   | 9,154       | 9,101               |                         | 0                | 0                    | 0             | 18,255  |                 | 18,255                            | 28   |
| <b>Section C - Health and Social Services</b> | 29   |             |                     |                         |                  |                      |               |   |                 |                                   | 29   |
| Welfare Assistance                            | 30   |             |                     |                         |                  |                      |               | 0   |                 | 0                                 | 30   |
| City Hospital                                 | 31   |             |                     |                         |                  |                      |               | 0   |                 | 0                                 | 31   |
| Payments to Private Hospitals                 | 32   |             |                     |                         |                  |                      |               | 0   |                 | 0                                 | 32   |
| Health Regulation and Inspections             | 33   |             |                     |                         |                  |                      |               | 0   |                 | 0                                 | 33   |
| Water, Air, and Mosquito Control              | 34   |             |                     |                         |                  |                      |               | 0   |                 | 0                                 | 34   |
| Community Mental Health                       | 35   |             |                     |                         |                  |                      |               | 0   |                 | 0                                 | 35   |
| Other Health and Social Services              | 36   |             |                     |                         |                  |                      |               | 0   |                 | 0                                 | 36   |
|   | 37   |             |                     |                         |                  |                      |               | 0   |                 | 0                                 | 37   |
|   | 38   |             |                     |                         |                  |                      |               | 0   |                 | 0                                 | 38   |
| <b>Total Health and Social Services</b>       | 39   | 0           | 0                   |                         | 0                | 0                    | 0             | 0   |                 | 0                                 | 39   |
| <b>Section D - Culture and Recreation</b>     | 40   |             |                     |                         |                  |                      |               |   |                 |                                   | 40   |
| Library Services                              | 41   | 4,945       |                     |                         |                  |                      |               | 4,945   |                 | 4,945                             | 41   |
| Museum, Band, Theater                         | 42   |             |                     |                         |                  |                      |               | 0   |                 | 0                                 | 42   |
| Parks   | 43   |             |                     |                         |                  |                      |               | 0   |                 | 0                                 | 43   |
| Recreation                                    | 44   |             |                     |                         |                  |                      |               | 0   |                 | 0                                 | 44   |
| Cemetery                                      | 45   |             |                     |                         |                  |                      |               | 0   |                 | 0                                 | 45   |
| Community Center, Zoo, Marina, and Auditorium | 46   |             |                     |                         |                  |                      |               | 0   |                 | 0                                 | 46   |
| Other Culture and Recreation                  | 47   |             |                     |                         |                  |                      |               | 0   |                 | 0                                 | 47   |
|   | 48   |             |                     |                         |                  |                      |               | 0   |                 | 0                                 | 48   |
|   | 49   |             |                     |                         |                  |                      |               | 0   |                 | 0                                 | 49   |
| <b>Total Culture and Recreation</b>           | 50   | 4,945       | 0                   |                         | 0                | 0                    | 0             | 4,945   |                 | 4,945                             | 50   |

EXPENDITURES P7

CITY OF  
EXPENDITURES AND OTHER FINANCING USES FOR FISCAL YEAR ENDED JUNE 30, -- Continued

NON-GAAP/CASH BASIS

| Item description                                      | Line | General (a) | Special Revenue (b) | TIF Special Revenue (c) | Debt Service (d) | Capital Projects (e) | Permanent (f) | Total Governmental (Sum of cols. (a) through (f) (g) | Proprietary (h) | Grand Total (Sum of col. (g) (i) | Line |
|---|------|-------------|---------------------|-------------------------|------------------|----------------------|---------------|--|-----------------|----------------------------------|------|
| <b>Section E - Community and Economic Development</b> | 51   |             |                     |                         |                  |                      |               |  |                 |                                  | 51   |
| Community beautification                              | 52   |             |                     |                         |                  |                      |               | 0  |                 | 0                                | 52   |
| Economic development                                  | 53   |             |                     |                         |                  |                      |               | 0  |                 | 0                                | 53   |
| Housing and urban renewal                             | 54   |             |                     |                         |                  |                      |               | 0  |                 | 0                                | 54   |
| Planning and zoning                                   | 55   |             |                     |                         |                  |                      |               | 0  |                 | 0                                | 55   |
| Other community and economic development              | 56   |             |                     |                         |                  |                      |               | 0  |                 | 0                                | 56   |
| TIF Rebates   | 57   |             |                     |                         |                  |                      |               | 0  |                 | 0                                | 57   |
|   | 58   |             |                     |                         |                  |                      |               | 0  |                 | 0                                | 58   |
| <b>Total Community and Economic Development</b>       | 59   | 0           | 0                   | 0                       | 0                | 0                    | 0             | 0  |                 | 0                                | 59   |
| <b>Section F - General Government</b>                 | 60   |             |                     |                         |                  |                      |               |  |                 |                                  | 60   |
| Mayor, Council and City Manager                       | 61   | 855         |                     |                         |                  |                      |               | 855  |                 | 855                              | 61   |
| Clerk, Treasurer, Financial Administration            | 62   | 1,508       |                     |                         |                  |                      |               | 1,508  |                 | 1,508                            | 62   |
| Elections   | 63   |             |                     |                         |                  |                      |               | 0  |                 | 0                                | 63   |
| Legal Services and City Attorney                      | 64   | 634         |                     |                         |                  |                      |               | 634  |                 | 634                              | 64   |
| City Hall and General Buildings                       | 65   | 7,216       |                     |                         |                  |                      |               | 7,216  |                 | 7,216                            | 65   |
| Tort Liability  | 66   | 1,469       |                     |                         |                  |                      |               | 1,469  |                 | 1,469                            | 66   |
| Other General Government                              | 67   | 855         |                     |                         |                  |                      |               | 855  |                 | 855                              | 67   |
|   | 68   |             |                     |                         |                  |                      |               | 0  |                 | 0                                | 68   |
|   | 69   |             |                     |                         |                  |                      |               | 0  |                 | 0                                | 69   |
| <b>Total General Government</b>                       | 70   | 12,537      | 0                   | 0                       | 0                | 0                    | 0             | 12,537   |                 | 12,537                           | 70   |
| <b>Section G - Debt Service</b>                       | 71   |             |                     |                         |                  |                      |               | 0  |                 | 0                                | 71   |
|   | 72   |             |                     |                         |                  |                      |               | 0  |                 | 0                                | 72   |
|   | 73   |             |                     |                         |                  |                      |               | 0  |                 | 0                                | 73   |
| <b>Total Debt Service</b>                             | 74   | 0           | 0                   | 0                       | 0                | 0                    | 0             | 0  |                 | 0                                | 74   |
| <b>Section H - Regular Capital Projects - Specify</b> | 75   |             |                     |                         |                  |                      |               |  |                 |                                  | 75   |
|   | 76   |             |                     |                         |                  |                      |               | 0  |                 | 0                                | 76   |
|   | 77   |             |                     |                         |                  |                      |               | 0  |                 | 0                                | 77   |
| <b>Subtotal Regular Capital Projects</b>              | 78   | 0           | 0                   |                         | 0                | 0                    | 0             | 0  |                 | 0                                | 78   |
| <b>TIF Capital Projects - Specify</b>                 | 79   |             |                     |                         |                  |                      |               |  |                 |                                  | 79   |
|   | 80   |             |                     |                         |                  |                      |               | 0  |                 | 0                                | 80   |
|   | 81   |             |                     |                         |                  |                      |               | 0  |                 | 0                                | 81   |
| <b>Subtotal TIF Capital Projects</b>                  | 82   | 0           | 0                   |                         | 0                | 0                    | 0             | 0  |                 | 0                                | 82   |
| <b>Total Capital Projects</b>                         | 83   | 0           | 0                   |                         | 0                | 0                    | 0             | 0  |                 | 0                                | 83   |
|   |      |             |                     |                         |                  |                      |               |  |                 |                                  |      |
| <b>Total Governmental Activities Expenditures</b>     | 84   | 29,378      | 9,101               | 0                       | 0                | 0                    | 0             | 38,479   |                 | 38,479                           | 84   |
| <b>(Sum of lines 14, 28, 39, 50, 59, 70, 74, 83)</b>  | 85   |             |                     |                         |                  |                      |               |  |                 |                                  | 85   |

TIF Rebates are expended out of the TIF Special Revenue Fund within the Community and Economic Development program's activity "Other"



EXPENDITURES P8

CITY OF  
EXPENDITURES AND OTHER FINANCING USES FOR FISCAL YEAR ENDED JUNE 30, -- Continued

NON-GAAP/CASH BASIS

| Item description                                  | Line | General (a) | Special Revenue (b) | TIF Special Revenue (c) | Debt Service (d) | Capital Projects (e) | Permanent (f) | Total Governmental (Sum of cols. (a) through (f)) (g) | Proprietary (h) | Grand Total (Sum of col. (g)) (i) | Line |
|---|------|-------------|---------------------|-------------------------|------------------|----------------------|---------------|---|-----------------|-----------------------------------|------|
| <b>Section I - Business Type Activities</b>       | 87   |             |                     |                         |                  |                      |               |   |                 |                                   | 87   |
| Water - Current Operation                         | 88   |             |                     |                         |                  |                      |               |   |                 | 0                                 | 88   |
| Capital Outlay                                    | 89   |             |                     |                         |                  |                      |               |   |                 | 0                                 | 89   |
| Debt Service                                      | 90   |             |                     |                         |                  |                      |               |   |                 | 0                                 | 90   |
| Sewer and Sewage Disposal - Current Operation     | 91   |             |                     |                         |                  |                      |               |   | 7,374           | 7,374                             | 91   |
| Capital Outlay                                    | 92   |             |                     |                         |                  |                      |               |   |                 | 0                                 | 92   |
| Debt Service                                      | 93   |             |                     |                         |                  |                      |               |   |                 | 0                                 | 93   |
| Electric - Current Operation                      | 94   |             |                     |                         |                  |                      |               |   |                 | 0                                 | 94   |
| Capital Outlay                                    | 95   |             |                     |                         |                  |                      |               |   |                 | 0                                 | 95   |
| Debt Service                                      | 96   |             |                     |                         |                  |                      |               |   |                 | 0                                 | 96   |
| Gas Utility - Current Operation                   | 97   |             |                     |                         |                  |                      |               |   |                 | 0                                 | 97   |
| Capital Outlay                                    | 98   |             |                     |                         |                  |                      |               |   |                 | 0                                 | 98   |
| Debt Service                                      | 99   |             |                     |                         |                  |                      |               |   |                 | 0                                 | 99   |
| Parking - Current Operation                       | 100  |             |                     |                         |                  |                      |               |   |                 | 0                                 | 100  |
| Capital Outlay                                    | 101  |             |                     |                         |                  |                      |               |   |                 | 0                                 | 101  |
| Debt Service                                      | 102  |             |                     |                         |                  |                      |               |   |                 | 0                                 | 102  |
| Airport - Current Operation                       | 103  |             |                     |                         |                  |                      |               |   |                 | 0                                 | 103  |
| Capital Outlay                                    | 104  |             |                     |                         |                  |                      |               |   |                 | 0                                 | 104  |
| Debt Service                                      | 105  |             |                     |                         |                  |                      |               |   |                 | 0                                 | 105  |
| Landfill/Garbage - Current operation              | 106  |             |                     |                         |                  |                      |               |   |                 | 0                                 | 106  |
| Capital Outlay                                    | 107  |             |                     |                         |                  |                      |               |   |                 | 0                                 | 107  |
| Debt Service                                      | 108  |             |                     |                         |                  |                      |               |   |                 | 0                                 | 108  |
| Hospital - Current Operation                      | 109  |             |                     |                         |                  |                      |               |   |                 | 0                                 | 109  |
| Capital Outlay                                    | 110  |             |                     |                         |                  |                      |               |   |                 | 0                                 | 110  |
| Debt Service                                      | 111  |             |                     |                         |                  |                      |               |   |                 | 0                                 | 111  |
| Transit - Current Operation                       | 112  |             |                     |                         |                  |                      |               |   |                 | 0                                 | 112  |
| Capital Outlay                                    | 113  |             |                     |                         |                  |                      |               |   |                 | 0                                 | 113  |
| Debt Service                                      | 114  |             |                     |                         |                  |                      |               |   |                 | 0                                 | 114  |
| Cable TV, Telephone, Internet - Current Operation | 115  |             |                     |                         |                  |                      |               |   |                 | 0                                 | 115  |
| Capital Outlay                                    | 116  |             |                     |                         |                  |                      |               |   |                 | 0                                 | 116  |
| Housing Authority - Current Operation             | 117  |             |                     |                         |                  |                      |               |   |                 | 0                                 | 117  |
| Capital Outlay                                    | 118  |             |                     |                         |                  |                      |               |   |                 | 0                                 | 118  |
| Debt Service                                      | 119  |             |                     |                         |                  |                      |               |   |                 | 0                                 | 119  |
| Storm Water - Current Operation                   | 120  |             |                     |                         |                  |                      |               |   |                 | 0                                 | 120  |
| Capital Outlay                                    | 121  |             |                     |                         |                  |                      |               |   |                 | 0                                 | 121  |
| Debt Service                                      | 122  |             |                     |                         |                  |                      |               |   |                 | 0                                 | 122  |
| Other Business Type - Current Operation           | 123  |             |                     |                         |                  |                      |               |   |                 | 0                                 | 123  |
| Capital Outlay                                    | 124  |             |                     |                         |                  |                      |               |   |                 | 0                                 | 124  |
| Debt Service                                      | 125  |             |                     |                         |                  |                      |               |   |                 | 0                                 | 125  |
| Internal Service Funds - Specify                  | 126  |             |                     |                         |                  |                      |               |   |                 |                                   | 126  |
|   | 127  |             |                     |                         |                  |                      |               |   |                 | 0                                 | 127  |
|   | 128  |             |                     |                         |                  |                      |               |   |                 | 0                                 | 128  |
| <b>Total Business Type Activities</b>             | 129  |             |                     |                         |                  |                      |               |   | 7,374           | 7,374                             | 129  |

EXPENDITURES P9

CITY OF PANORAMA PARK  
EXPENDITURES AND OTHER FINANCING USES FOR FISCAL YEAR ENDED JUNE 30, 2019 -- Continued

NON-GAAP/CASH BASIS

| Item description  | Line | General (a) | Special Revenue (b) | TIF Special Revenue (c) | Debt Service (d) | Capital Projects (e) | Permanent (f) | Total Governmental (Sum of cols. (a) through (f)) (g) | Proprietary (h) | Grand Total (Sum of col. (g)) (i) | Line |
|---|------|-------------|---------------------|-------------------------|------------------|----------------------|---------------|---|-----------------|-----------------------------------|------|
| <b>Subtotal Expenditures (Sum of lines 84 and 129)</b>                        | 130  | 29,378      | 9,101               | 0                       | 0                | 0                    | 0             | 38,479  | 7,374           | 45,853                            | 130  |
| <b>Section J - Other Financing Uses Including Transfers Out</b>               | 131  |             |                     |                         |                  |                      |               |   |                 |                                   | 131  |
| Regular transfers out   | 132  |             |                     |                         |                  |                      |               | 0   |                 | 0                                 | 132  |
| Internal TIF loans/repayments and transfers out                               | 133  |             |                     |                         |                  |                      |               | 0   |                 | 0                                 | 133  |
|   | 134  |             |                     |                         |                  |                      |               | 0   |                 | 0                                 | 134  |
| <b>Total Other Financing Uses</b>   | 135  | 0           | 0                   | 0                       | 0                | 0                    | 0             | 0   | 0               | 0                                 | 135  |
| <b>Total Expenditures and Other Financing Uses (Sum of lines 130 and 135)</b> | 136  | 29,378      | 9,101               | 0                       | 0                | 0                    | 0             | 38,479  | 7,374           | 45,853                            | 136  |
|   | 137  |             |                     |                         |                  |                      |               |   |                 |                                   | 137  |
| <b>Ending fund balance June 30, :</b>   | 138  |             |                     |                         |                  |                      |               |   |                 |                                   | 138  |
| <b>Governmental:</b>  | 139  |             |                     |                         |                  |                      |               |   |                 |                                   | 139  |
| <b>Nonspendable</b>   | 140  |             |                     |                         |                  |                      |               | 0   |                 | 0                                 | 140  |
| <b>Restricted</b>   | 141  |             | 71,619              |                         |                  |                      |               | 71,619  |                 | 71,619                            | 141  |
| <b>Committed</b>  | 142  |             |                     |                         |                  |                      |               | 0   |                 | 0                                 | 142  |
| <b>Assigned</b>   | 143  |             |                     |                         |                  |                      |               | 0   |                 | 0                                 | 143  |
| <b>Unassigned</b>   | 144  | 116,292     |                     |                         |                  |                      |               | 116,292   |                 | 116,292                           | 144  |
| <b>Total Governmental</b>   | 145  | 116,292     | 71,619              | 0                       | 0                | 0                    | 0             | 187,911   |                 | 187,911                           | 145  |
| <b>Proprietary</b>  | 146  |             |                     |                         |                  |                      |               |   | 152,925         | 152,925                           | 146  |
| <b>Total Ending Fund Balance June 30,</b>                                     | 147  | 116,292     | 71,619              | 0                       | 0                | 0                    | 0             | 187,911   | 152,925         | 340,836                           | 147  |
| <b>Total Requirements (Sum of lines 136 and 147)</b>                          | 148  | 145,670     | 80,720              | 0                       | 0                | 0                    | 0             | 226,390   | 160,299         | 386,689                           | 148  |

**OTHER P10**

Part III Intergovernmental Expenditures Please report below expenditures made to the State or to other local governments on a reimbursement or cost sharing basis. Include these expenditures in part II. Enter amount.

| Purpose           |       | Amount paid to other local governments |  | Purpose   |  | Amount paid to State |  |
|-------------------|-------|--|--|-----------|--|----------------------|--|
| Correction        |       |  |  | Highways  |  |                      |  |
| Health            |       |  |  | All other |  |                      |  |
| Highways          |       |  |  |           |  |                      |  |
| Transit Subsidies |       |  |  |           |  |                      |  |
| Libraries         | 4,945 |  |  |           |  |                      |  |
| Police protection |       |  |  |           |  |                      |  |
| Sewerage          | 6,224 |  |  |           |  |                      |  |
| Sanitation        |       |  |  |           |  |                      |  |
| All other         | 2,742 |  |  |           |  |                      |  |

Part IV Wages & Salaries Report here the total salaries and wages paid to all employees of your government before deductions of social security, retirement, etc. Include also salaries and wages paid to employees of any utility owned and operated by your government, as well as salaries and wages of municipal employees charged to construction projects.

| YOU ARE REQUIRED TO ENTER SALARY DOLLARS IN THE Amount areas FOR SALARIES AND WAGES PAID |  | Amount |
|--|--|--------|
| <b>Total Salaries and Wages Paid</b>   |  | 1      |

Part V Debt Outstanding, Issued, and Retired

Transit subsidies

**A. Long-Term Debt**

| Debt During the Fiscal Year    |      |                               | Debt Outstanding JUNE 30, 2019 |         |                    |             |         |       |                         |  |
|--------------------------------|------|-------------------------------|--------------------------------|---------|--------------------|-------------|---------|-------|-------------------------|--|
| Purpose                        | Line | Debt Outstanding JULY 1, 2018 | Issued                         | Retired | General Obligation | TIF Revenue | Revenue | Other | Interest Paid This Year |  |
| Water Utility                  | 1.   |                               |                                |         |                    |             |         |       |                         |  |
| Sewer Utility                  | 2.   |                               |                                |         |                    |             |         |       |                         |  |
| Electric Utility               | 3.   |                               |                                |         |                    |             |         |       |                         |  |
| Gas Utility                    | 4.   |                               |                                |         |                    |             |         |       |                         |  |
| Transit-Bus                    | 5.   |                               |                                |         |                    |             |         |       |                         |  |
| Industrial Revenue             | 6.   |                               |                                |         |                    |             |         |       |                         |  |
| Mortgage Revenue               | 7.   |                               |                                |         |                    |             |         |       |                         |  |
| TIF Revenue                    | 8.   |                               |                                |         |                    |             |         |       |                         |  |
| Other Purposes / Miscellaneous | 9.   |                               |                                |         |                    |             |         |       |                         |  |
| GO                             | 10.  |                               |                                |         |                    |             |         |       |                         |  |
| Parking                        | 11.  |                               |                                |         |                    |             |         |       |                         |  |
| Airport                        | 12.  |                               |                                |         |                    |             |         |       |                         |  |
| Stormwater                     | 13.  |                               |                                |         |                    |             |         |       |                         |  |
| Section 108                    | 14.  |                               |                                |         |                    |             |         |       |                         |  |
| <b>Total Long-Term</b>         |      | 0                             | 0                              | 0       | 0                  | 0           | 0       | 0     | 0                       |  |

**B. Short-Term Debt Amount**

|  |  |
|--|--|
| <b>Outstanding as of July 1, 2018</b>  |  |
| <b>Outstanding as of JUNE 30, 2019</b> |  |

| DEBT LIMITATION FOR GENERAL OBLIGATIONS     | Amount    |            |            |
|---|-----------|------------|------------|
| Part VI Actual valuation -- January 1, 2017 | 8,755,521 | x.0.5 = \$ | 437,776.05 |

Part VII CASH AND INVESTMENT ASSETS AS OF JUNE 30, 2019

| Type of asset   | Amount                      |                             |                              |                     |           |
|---|-----------------------------|-----------------------------|------------------------------|---------------------|-----------|
| Cash and investments - Include cash on hand, CD's, time, checking and savings deposits, Federal securities, Federal agency securities, State and local government securities, and all other securities. Exclude value of real property. | Bond and interest funds (a) | Bond construction funds (b) | Pension/retirement funds (c) | All other Funds (d) | Total (e) |
|   |                             |                             |                              | 340,836             | 340,836   |

If you budget on a NON-GAAP CASH BASIS, the amount in the Total above SHOULD EQUAL the above summed amounts on the sheet All Funds P1: Ending fund balance, column C PLUS the amounts in the shaded Note area.

REMARKS  
-



**CITY OF PANORAMA PARK**  
**RESOLUTION 2019-12**  
**NOVEMBER 13, 2019**


**RESOLUTION OF PANORAMA PARK, IOWA ACCEPTING AND APPROVING THE ANNUAL FINANCIAL REPORT FOR FISCAL YEAR ENDED JUNE 30, 2019.**

**WHEREAS**, in accordance with the requirements of the Iowa Department of Revenue & Finance and the State Auditor's Office; and


**WHEREAS**, the Mayor and City Council of the City of Panorama Park has reviewed the report that included the city expenditures, revenues, and funds transfers for periods July 1, 2018 through June 30, 2019.

**NOW, THEREFORE, BE IT RESOLVED** by the City of Panorama Park, Iowa, that the proposed City Street Finance Report for the fiscal year ending June 30, 2019 is hereby approved and adopted, and the Mayor is hereby authorized and directed to file the adopted report with the Iowa Department of Management.

PASSED BY THE COUNCIL THE 13TH DAY OF NOVEMBER, 2019, AND APPROVED THIS 13TH DAY OF NOVEMBER, 2019.

  
Ronald D. Rice, Mayor

I, the undersigned, being duly appointed, qualified and acting City Clerk of Panorama Park, hereby certify that the foregoing Resolution No. 2019-12 is a true, correct and accurate copy as duly and lawfully passed and adopted by the governing body of the City of Panorama Park on the 13th day of November, 2019.

  
Gary L. Gleason, City Clerk/Treasurer