

The below-signed certifies that the City Council, on the date stated above, lawfully approved the named resolution adopting a budget for next fiscal year, as summarized on this and the supporting pages.

		With Gas & Electric		Without Gas & Electric	
Regular	2a	4,901,174	2b	4,768,450	
DEBT SERVICE	3a	4,901,174	3b	4,768,450	
Ag Land	4a	0			

City Number: 82-782  
Last Official Census: 129

TAXES LEVIED

Purpose	Dollar Limit	ENTER FIRE DISTRICT RATE BELOW		Request with Utility Replacement	Property Taxes Levied		Rate
Regular General levy	8.10000			5	29,950	29,139	43 6.11078
<b>Non-Voted Other Permissible Levies</b>							
Contract for use of Bridge	0.67500			6		0	44 0.00000
Opr & Maint publicly owned Transit	0.95000			7		0	45 0.00000
Rent, Ins. Maint of Civic Center	Amt Nec			8		0	46 0.00000
Opr & Maint of City owned Civic Center	0.13500			9		0	47 0.00000
Planning a Sanitary Disposal Project	0.06750			10		0	48 0.00000
Aviation Authority (under sec.330A.15)	0.27000			11		0	49 0.00000
Levee Impr. fund in special charter city	0.06750			13		0	51 0.00000
Liability, property & self insurance costs	Amt Nec			14		0	52 0.00000
Support of a Local Emerg.Mgmt.Comm.	Amt Nec			462		0	465 0.00000
<b>Voted Other Permissible Levies</b>							
Instrumental/Vocal Music Groups	0.13500			15		0	53 0.00000
Memorial Building	0.81000			16		0	54 0.00000
Symphony Orchestra	0.13500			17		0	55 0.00000
Cultural & Scientific Facilities	0.27000			18		0	56 0.00000
County Bridge	As Voted			19		0	57 0.00000
Missi or Missouri River Bridge Const.	1.35000			20		0	58 0.00000
Aid to a Transit Company	0.03375			21		0	59 0.00000
Maintain Institution received by gift/devise	0.20500			22		0	60 0.00000
City Emergency Medical District	1.00000			463		0	466 0.00000
Support Public Library	0.27000			23		0	61 0.00000
Unified Law Enforcement	1.50000			24		0	62 0.00000
<b>Total General Fund Regular Levies (5 thru 24)</b>				25	29,950	29,139	
Ag Land	3.00375			26		0	63 0.00000
<b>Total General Fund Tax Levies (25 + 26)</b>				27	29,950	29,139	
<b>Special Revenue Levies</b>							
Emergency (if general fund at levy limit)	0.27000			28		0	64 0.00000
Police & Fire Retirement	Amt Nec			29		0	0.00000
FICA & IPERS (if general fund at levy limit)	Amt Nec			30		0	0.00000
Other Employee Benefits	Amt Nec			31		0	0.00000
<b>Total Employee Benefit Levies (29,30,31)</b>				32	0	0	65 0.00000
<b>Sub Total Special Revenue Levies (28+32)</b>				33	0	0	
<b>As Req</b>		<b>With Gas &amp; Elec Valuation</b>	<b>Without Gas &amp; Elec Valuation</b>				
SSMID 1		0	0	34		0	66 0.00000
SSMID 2		0	0	35		0	67 0.00000
SSMID 3		0	0	36		0	68 0.00000
SSMID 4		0	0	37		0	69 0.00000
SSMID 5		0	0	555		0	565 0.00000
SSMID 6		0	0	556		0	566 0.00000
SSMID 7		0	0	1177		0	1179 0.00000
SSMID 8		0	0	1185		0	1187 0.00000
<b>Total Special Revenue Levies</b>				39	0	0	
Debt Service Levy 76.10(6)	Amt Nec			40	0	0	70 0.00000
Capital Projects (Capital Improv. Reserve)	0.67500			41		0	71 0.00000
<b>Total Property Taxes (27+39+40+41)</b>				42	29,950	29,139	72 6.11078

(Signature) \_\_\_\_\_

2/10/21  
(Date)

(County Auditor)

(Date)

02/10/2021

**NOTICE OF PUBLIC HEARING - CITY OF PANORAMA PARK - PROPOSED PROPERTY TAX LEVY**  
**Fiscal Year July 1, 2021 - June 30, 2022**

The City Council will conduct a public hearing on the proposed Fiscal Year City property tax levy as follows:

**Meeting Date:** 1/27/2021 **Meeting Time:** 07:00 PM **Meeting Location:** City Hall 120 Short Street Panorama Park, Iowa

At the public hearing any resident or taxpayer may present objections to, or arguments in favor of the proposed tax levy. After adoption of the proposed tax levy, the City Council will publish notice and hold a hearing on the proposed city budget.

City Website (if available)  
<https://panoramaparkiowa.com>

City Telephone Number  
 (563) 293-1293

	Current Year Certified Property Tax 2020 - 2021	Budget Year Effective Property Tax 2021 - 2022	Budget Year Proposed Maximum Property Tax 2021 - 2022	Annual % CHG
Regular Taxable Valuation	5,013,961	4,901,174	4,901,174	
Tax Levies:				
Regular General	29,950	29,950	30,548	
Contract for Use of Bridge	0	0	0	
Opr & Maint Publicly Owned Transit	0	0	0	
Rent, Ins. Maint. Of Non-Owned Civ. Ctr.	0	0	0	
Opr & Maint of City-Owned Civic Center	0	0	0	
Planning a Sanitary Disposal Project	0	0	0	
Liability, Property & Self-Insurance Costs	0	0	0	
Support of Local Emer. Mgmt. Commission	0	0	0	
Emergency	0	0	0	
Police & Fire Retirement	0	0	0	
FICA & IPERS	0	0	0	
Other Employee Benefits	0	0	0	
<b>Total Tax Levy</b>	29,950	29,950	30,548	1.99
<b>Tax Rate</b>	5.97332	6.11078	6.23279	

**Explanation of significant increases in the budget:**

Adjustment for projected inflation

**If applicable, the above notice also available online at:**

<https://panoramaparkiowa.com>

\*Total city tax rate will also include voted general fund levy, debt service levy, and capital improvement reserve levy.

\*\*Budget year effective property tax rate is the rate that would be assessed for these levies if the dollars requested is not changed in the coming budget year

**Commercial & Industrial Replacement Claim Estimation**

City Name: PANORAMA PARK

Fiscal Year July 1, 2021 - June 30, 2022

This sheet has been designed to allow each city to estimate the amount of property tax reimbursement that will be received from the State for each fund.

		Commercial - Non-TIF	Commerical - TIF	Industrial - Non-TIF	Industrial - TIF		
Taxable	1	5,904	0	0	0		
100% Assessed	2	6,560	0	0	0		
<b>A</b>		<b>REPLACEMENT</b>					
<b>General Fund</b>	3		4		REVENUES, LINE 18		
<b>Special Fund</b>	4		0		REVENUES, LINE 18		
<b>Debt Fund</b>	5		0		REVENUES, LINE 18		
<b>Capital Reserve Fund</b>	6		0		REVENUES, LINE 18		
<b>REPLACEMENT PAYMENT PERCENTAGE</b>							
Beginning in FY 2021-2022, the amount of commercial & industrial replacement payments paid by the State of Iowa to local governments becomes limited by the total amount of payments made in FY 2016-2017. This limitation of total dollars available for repayment of commercial & industrial replacement claims may cause all payments to local governments to be pro-rated. The amount of proration necessary for the budget year will not be known until August, but the dropdown below will allow the estimated commercial & industrial replacement payments to be reduced by a selected proration percentage.							
To reduce that estimated amount of commercial & industrial replacement payment budgeted for the coming fiscal year, complete an esitmation of the replacement payment above. Once complete, select a proration percentage from the list below. The proration percentage will limit the amount of estimated replacement payment budgeted. This will hopefully prevent an over estimation in the budget year revenues.							
<b>Proration Percentage</b>							
100%							
<b>Please input the amount of revenue being received from any grants or reimbursements from the State of Iowa, excluding the replacement amounts on lines 3 through 6 above. Separate the revenues by fund receiving the money.</b>							
		<b>General</b>	<b>Special Revenue</b>	<b>TIF Sp. Revenue</b>	<b>Debt Service</b>	<b>Capital Projects</b>	<b>Proprietary</b>
<b>Other State Grants &amp; Reimbursements</b>							

**Commercial & Industrial Replacement Claim Estimation**

City Name: PANORAMA PARK

Fiscal Year July 1, 2021 - June 30, 2022

			<b>Commercial - Reg</b>	<b>Industrial - Reg</b>	<b>Replacement</b>
<b>Special Fund - Total All SSMIDS</b>		1			0
<b>SSMID 1</b>	Taxable	2	0	0	
	Assessed	3	0	0	0
<b>SSMID 2</b>	Taxable	4	0	0	
	Assessed	5	0	0	0
<b>SSMID 3</b>	Taxable	6	0	0	
	Assessed	7	0	0	0
<b>SSMID 4</b>	Taxable	8	0	0	
	Assessed	9	0	0	0
<b>SSMID 5</b>	Taxable	10	0	0	
	Assessed	11	0	0	0
<b>SSMID 6</b>	Taxable	12	0	0	
	Assessed	13	0	0	0
<b>SSMID 7</b>	Taxable	14	0	0	
	Assessed	15	0	0	0
<b>SSMID 8</b>	Taxable	16	0	0	
	Assessed	17	0	0	0

**FUND BALANCE**

City Name: PANORAMA PARK

Fiscal Year July 1, 2021 - June 30, 2022

		GENERAL	SPECIAL REVENUES	TIF SPECIAL REVENUES	DEBT SERVICE	CAPITAL PROJECTS	PERMANENT	TOTAL GOVERNMENT	PROPRIETARY	GRAND TOTAL
<b>Annual Report FY 2020</b>										
Beginning Fund Balance July 1	1	116,292	71,619	0	0	0	0	187,911	152,925	340,836
Actual Revenues Except Beg Balance	2	52,930	18,492	0	0	0	0	71,422	87,335	158,757
Actual Expenditures Except End Balance	3	105,267	8,122	0	0	0	0	113,389	49,967	163,356
Ending Fund Balance June 30	4	63,955	81,989	0	0	0	0	145,944	190,293	336,237
<b>Re-Estimated FY 2021</b>										
Beginning Fund Balance	5	63,955	81,989	0	0	0	0	145,944	190,293	336,237
Re-Est Revenues	6	57,450	17,000	0	0	0	0	74,450	497	74,947
Re-Est Expenditures	7	32,765	27,300	0	0	0	0	60,065	20,000	80,065
Ending Fund Balance	8	88,640	71,689	0	0	0	0	160,329	170,790	331,119
<b>Budget FY 2022</b>										
Beginning Fund Balance	9	88,640	71,689	0	0	0	0	160,329	170,790	331,119
Revenues	10	51,954	17,161	0	0	0	0	69,115	80,000	149,115
Expenditures	11	109,950	17,161	0	0	0	0	127,111	250,000	377,111
Ending Fund Balance	12	30,644	71,689	0	0	0	0	102,333	790	103,123

**LOCAL EMC SUPPORT**

City Name: PANORAMA PARK

Fiscal Year July 1, 2021 - June 30, 2022

As provided in Iowa Code Section 384.12, subsection 22, a city may levy the amount necessary in support of a local Emergency Management Commission. In addition to this individual levy, Emergency Management Commission support may also be included as part of the General Fund Levy. Iowa Code Section 29C.17, subsection 5 states that any support from cities or counties must be separately reported on tax statements issued by the county treasurer. Input the amount of General Fund Levy request to be used for support of an Emergency Management Commission. The total below will reflect the total amount of Emergency Management Commission support provided by the City.

	<b>Request with Utility Replacement</b>	<b>Property Taxes Levied</b>
Portion of General Fund Levy Used for Emerg. Mgmt. Comm.		0
Support of a Local Emerg.Mgmt.Comm.	0	0
<b>TOTAL FOR FY 2022</b>	<b>0</b>	<b>0</b>

COPY

**RE-ESTIMATED EXPENDITURES SCHEDULE PAGE 1**

City Name: PANORAMA PARK

Fiscal Year July 1, 2020 - June 30, 2021

GOVERNMENT ACTIVITIES CONT.		GENERAL	SPECIAL REVENUE	TIF SPECIAL REVENUES	DEBT SERVICE	CAPITAL PROJECTS	PERMANENT	PROPRIETARY	RE-ESTIMATED 2021	ACTUAL 2020
<b>PUBLIC SAFETY</b>										
Police Department/Crime Prevention	1								0	0
Jail	2								0	0
Emergency Management	3								0	0
Flood Control	4								0	0
Fire Department	5	2,865							2,865	2,865
Ambulance	6								0	0
Building Inspections	7								0	0
Miscellaneous Protective Services	8								0	0
Animal Control	9	100							100	0
Other Public Safety	10								0	125
<b>TOTAL (lines 1 - 10)</b>	<b>11</b>	<b>2,965</b>	<b>0</b>				<b>0</b>		<b>2,965</b>	<b>2,990</b>
<b>PUBLIC WORKS</b>										
Roads, Bridges, & Sidewalks	12		18,550						18,550	4,000
Parking - Meter and Off-Street	13								0	0
Street Lighting	14		750						750	742
Traffic Control and Safety	15								0	3,380
Snow Removal	16		8,000						8,000	0
Highway Engineering	17								0	0
Street Cleaning	18								0	0
Airport (if not Enterprise)	19								0	0
Garbage (if not Enterprise)	20	9,000							9,000	8,023
Other Public Works	21	1,600							1,600	18
<b>TOTAL (lines 12 - 21)</b>	<b>22</b>	<b>10,600</b>	<b>27,300</b>				<b>0</b>		<b>37,900</b>	<b>16,163</b>
<b>HEALTH &amp; SOCIAL SERVICES</b>										
Welfare Assistance	23								0	0
City Hospital	24								0	0
Payments to Private Hospitals	25								0	0
Health Regulation and Inspection	26								0	0
Water, Air, and Mosquito Control	27								0	0
Community Mental Health	28								0	0
Other Health and Social Services	29								0	0
<b>TOTAL (lines 23 - 29)</b>	<b>30</b>	<b>0</b>	<b>0</b>				<b>0</b>		<b>0</b>	<b>0</b>
<b>CULTURE &amp; RECREATION</b>										
Library Services	31	5,100							5,100	5,010
Museum, Band and Theater	32								0	0
Parks	33								0	0
Recreation	34								0	0
Cemetery	35								0	0
Community Center, Zoo, & Marina	36								0	0
Other Culture and Recreation	37								0	0
<b>TOTAL (lines 31 - 37)</b>	<b>38</b>	<b>5,100</b>	<b>0</b>				<b>0</b>		<b>5,100</b>	<b>5,010</b>

**RE-ESTIMATED EXPENDITURES SCHEDULE PAGE 2**

City Name: PANORAMA PARK

Fiscal Year July 1, 2020 - June 30, 2021

GOVERNMENT ACTIVITIES CONT.		GENERAL	SPECIAL REVENUE	TIF SPECIAL REVENUES	DEBT SERVICE	CAPITAL PROJECTS	PERMANENT	PROPRIETARY	RE-ESTIMATED 2021	ACTUAL 2020
<b>COMMUNITY &amp; ECONOMIC DEVELOPMENT</b>										
Community Beautification	39								0	0
Economic Development	40								0	0
Housing and Urban Renewal	41								0	0
Planning & Zoning	42								0	0
Other Com & Econ Development	43								0	0
TIF Rebates	44								0	0
<b>TOTAL (lines 39 - 44)</b>	<b>45</b>	<b>0</b>	<b>0</b>	<b>0</b>			<b>0</b>		<b>0</b>	<b>0</b>
<b>GENERAL GOVERNMENT</b>										
Mayor, Council, & City Manager	46	350							350	596
Clerk, Treasurer, & Finance Adm.	47	600							600	203
Elections	48								0	44
Legal Services & City Attorney	49	2,000							2,000	575
City Hall & General Buildings	50	8,550							8,550	5,415
Tort Liability	51	2,000							2,000	1,527
Other General Government	52	600							600	866
<b>TOTAL (lines 46 - 52)</b>	<b>53</b>	<b>14,100</b>	<b>0</b>	<b>0</b>			<b>0</b>		<b>14,100</b>	<b>9,226</b>
<b>DEBT SERVICE</b>										
Gov Capital Projects	55								0	0
TIF Capital Projects	56								0	0
<b>TOTAL CAPITAL PROJECTS</b>	<b>57</b>	<b>0</b>	<b>0</b>	<b>0</b>		<b>0</b>	<b>0</b>		<b>0</b>	<b>0</b>
<b>TOTAL Governmental Activities Expenditures (lines 11+22+30+38+44+52+53+54)</b>	<b>58</b>	<b>32,765</b>	<b>27,300</b>	<b>0</b>	<b>0</b>	<b>0</b>	<b>0</b>		<b>60,065</b>	<b>33,389</b>
<b>BUSINESS TYPE ACTIVITIES Proprietary: Enterprise &amp; Budgeted ISF</b>										
Water Utility	59								0	0
Sewer Utility	60							20,000	20,000	49,967
Electric Utility	61								0	0
Gas Utility	62								0	0
Airport	63								0	0
Landfill/Garbage	64								0	0
Transit	65								0	0
Cable TV, Internet & Telephone	66								0	0
Housing Authority	67								0	0
Storm Water Utility	68								0	0
Other Business Type (city hosp., ISF, parking, etc.)	69								0	0
Enterprise DEBT SERVICE	70								0	0
Enterprise CAPITAL PROJECTS	71								0	0
Enterprise TIF CAPITAL PROJECTS	72								0	0
<b>TOTAL BUSINESS TYPE EXPENDITURES (lines 59+72)</b>	<b>73</b>							<b>20,000</b>	<b>20,000</b>	<b>49,967</b>
<b>TOTAL ALL EXPENDITURES (lines 58+73)</b>	<b>74</b>	<b>32,765</b>	<b>27,300</b>	<b>0</b>	<b>0</b>	<b>0</b>	<b>0</b>	<b>20,000</b>	<b>80,065</b>	<b>83,356</b>
Regular Transfers Out	75								0	80,000
Internal TIF Loan Transfers Out	76								0	0
<b>Total ALL Transfers Out</b>	<b>77</b>	<b>0</b>	<b>0</b>	<b>0</b>	<b>0</b>	<b>0</b>	<b>0</b>	<b>0</b>	<b>0</b>	<b>80,000</b>
<b>Total Expenditures and Other Fin Uses (lines 74+77)</b>	<b>78</b>	<b>32,765</b>	<b>27,300</b>	<b>0</b>	<b>0</b>	<b>0</b>	<b>0</b>	<b>20,000</b>	<b>80,065</b>	<b>163,356</b>
<b>Ending Fund Balance June 30</b>	<b>79</b>	<b>88,640</b>	<b>71,689</b>	<b>0</b>	<b>0</b>	<b>0</b>	<b>0</b>	<b>170,790</b>	<b>331,119</b>	<b>336,237</b>



**RE-ESTIMATED REVENUES DETAIL**

City Name: PANORAMA PARK

Fiscal Year July 1, 2020 - June 30, 2021

REVENUES & OTHER FINANCING SOURCES		GENERAL	SPECIAL REVENUE	TIF SPECIAL REVENUES	DEBT SERVICE	CAPITAL PROJECTS	PERMANENT	PROPRIETARY	RE-ESTIMATED 2021	ACTUAL 2020
Taxes Levied on Property	1	27,991							27,991	27,417
Less: Uncollected Property Taxes - Levy Year	2								0	0
Net Current Property Taxes (line 1 minus line 2)	3	27,991	0		0	0			27,991	27,417
Delinquent Property Taxes	4								0	0
TIF Revenues	5								0	0
Other City Taxes:										
Utility Tax Replacement Excise Taxes	6	1,959							1,959	1,366
Utility franchise tax (Iowa Code Chapter 364.2)	7	500							500	805
Parimutuel wager tax	8								0	0
Gaming wager tax	9								0	0
Mobile Home Taxes	10								0	0
Hotel/Motel Taxes	11								0	0
Other Local Option Taxes	12	22,000							22,000	20,757
Subtotal - Other City Taxes (lines 6 thru 12)	13	24,459	0		0	0			24,459	22,928
Licenses & Permits	14								0	0
Use of Money & Property	15	5,000							5,000	9,521
Intergovernmental:										
Federal Grants & Reimbursements	16								0	0
Road Use Taxes	17		17,000						17,000	16,581
Other State Grants & Reimbursements	18								0	0
Local Grants & Reimbursements	19								0	0
Subtotal - Intergovernmental (lines 16 thru 19)	20	0	17,000	0	0	0		0	17,000	16,581
Charges for Fees & Service:										
Water Utility	21								0	0
Sewer Utility	22							497	497	2,185
Electric Utility	23								0	0
Gas Utility	24								0	0
Parking	25								0	0
Airport	26								0	0
Landfill/Garbage	27								0	0
Hospital	28								0	0
Transit	29								0	0
Cable TV, Internet & Telephone	30								0	0
Housing Authority	31								0	0
Storm Water Utility	32								0	0
Other Fees & Charges for Service	33								0	125
Subtotal - Charges for Service (lines 21 thru 33)	34	0	0		0	0	0	497	497	2,310
Special Assessments	35								0	0
Miscellaneous	36								0	0
Other Financing Sources:										
Regular Operating Transfers In	37								0	80,000
Internal TIF Loan Transfers In	38								0	0
Subtotal ALL Operating Transfers In	39	0	0	0	0	0	0	0	0	80,000
Proceeds of Debt (Excluding TIF Internal Borrowing)	40								0	0
Proceeds of Capital Asset Sales	41								0	0
Subtotal-Other Financing Sources (lines 36 thru 38)	42	0	0	0	0	0	0	0	0	80,000
<b>Total Revenues except for beginning fund balance (lines 3, 4, 5, 12, 13, 14, 19, 33, 34, 35, &amp; 39)</b>	43	57,450	17,000	0	0	0	0	497	74,947	158,757
Beginning Fund Balance July 1	44	63,955	81,989	0	0	0	0	190,293	336,237	340,836
<b>TOTAL REVENUES &amp; BEGIN BALANCE (lines 41+42)</b>	45	121,405	98,989	0	0	0	0	190,790	411,184	499,593

**EXPENDITURES SCHEDULE PAGE 1**

City Name: PANORAMA PARK

Fiscal Year July 1, 2021 - June 30, 2022

GOVERNMENT ACTIVITIES		GENERAL	SPECIAL REVENUES	TIF SPECIAL REVENUES	DEBT SERVICE	CAPITAL PROJECTS	PERMANENT	PROPRIETARY	BUDGET 2022	RE-ESTIMATED 2021	ACTUAL 2020
<b>PUBLIC SAFETY</b>											
Police Department/Crime Prevention	1								0	0	0
Jail	2								0	0	0
Emergency Management	3								0	0	0
Flood Control	4								0	0	0
Fire Department	5	3,000							3,000	2,865	2,865
Ambulance	6								0	0	0
Building Inspections	7								0	0	0
Miscellaneous Protective Services	8								0	0	0
Animal Control	9	100							100	100	0
Other Public Safety	10								0	0	125
TOTAL (lines 1 - 10)	11	3,100	0				0		3,100	2,965	2,990
<b>PUBLIC WORKS</b>											
Roads, Bridges, & Sidewalks	12		8,200						8,200	18,550	4,000
Parking - Meter and Off-Street	13								0	0	0
Street Lighting	14		761						761	750	742
Traffic Control and Safety	15								0	0	3,380
Snow Removal	16		8,200						8,200	8,000	0
Highway Engineering	17								0	0	0
Street Cleaning	18								0	0	0
Airport	19								0	0	0
Garbage (if not Enterprise)	20	11,000							11,000	9,000	8,023
Other Public Works	21	100							100	1,600	18
TOTAL (lines 12 - 21)	22	11,100	17,161				0		28,261	37,900	16,163
<b>HEALTH &amp; SOCIAL SERVICES</b>											
Welfare Assistance	23								0	0	0
City Hospital	24								0	0	0
Payments to Private Hospitals	25								0	0	0
Health Regulation and Inspection	26								0	0	0
Water, Air, and Mosquito Control	27								0	0	0
Community Mental Health	28								0	0	0
Other Health and Social Services	29								0	0	0
TOTAL (lines 23 - 29)	30	0	0				0		0	0	0
<b>CULTURE &amp; RECREATION</b>											
Library Services	31	5,200							5,200	5,100	5,010
Museum, Band and Theater	32								0	0	0
Parks	33								0	0	0
Recreation	34								0	0	0
Cemetery	35								0	0	0
Community Center, Zoo, & Marina	36								0	0	0
Other Culture and Recreation	37	100							100	0	0
TOTAL (lines 31 - 37)	38	5,300	0				0		5,300	5,100	5,010

**EXPENDITURES SCHEDULE PAGE 2**

City Name: PANORAMA PARK

Fiscal Year July 1, 2021 - June 30, 2022

GOVERNMENT ACTIVITIES	GENERAL	SPECIAL REVENUES	TIF SPECIAL REVENUES	DEBT SERVICE	CAPITAL PROJECTS	PERMANENT	PROPRIETARY	BUDGET 2022	RE-ESTIMATED 2021	ACTUAL 2020
<b>COMMUNITY &amp; ECONOMIC DEVELOPMENT</b>										
Community Beautification	39							0	0	0
Economic Development	40							0	0	0
Housing and Urban Renewal	41							0	0	0
Planning & Zoning	42							0	0	0
Other Com & Econ Development	43							0	0	0
TIF Rebates	44							0	0	0
TOTAL (lines 39 - 44)	45	0	0	0		0		0	0	0
<b>GENERAL GOVERNMENT</b>										
Mayor, Council, & City Manager	46	850						850	350	596
Clerk, Treasurer, & Finance Adm.	47	775						775	600	203
Elections	48	125						125	0	44
Legal Services & City Attorney	49	2,000						2,000	2,000	575
City Hall & General Buildings	50	3,200						3,200	8,550	5,415
Tort Liability	51	2,800						2,800	2,000	1,527
Other General Government	52	700						700	600	866
TOTAL (lines 46 - 52)	53	10,450	0	0		0		10,450	14,100	9,226
<b>DEBT SERVICE</b>										
Gov Capital Projects	55							0	0	0
TIF Capital Projects	56							0	0	0
TOTAL CAPITAL PROJECTS	57	0	0	0	0	0	0	0	0	0
<b>TOTAL Government Activities Expenditures (lines 11+22+30+38+45+53+54+57)</b>	58	29,950	17,161	0	0	0	0	47,111	60,065	33,389
<b>BUSINESS TYPE ACTIVITIES</b>										
<b>Proprietary: Enterprise &amp; Budgeted ISF</b>										
Water Utility	59							0	0	0
Sewer Utility	60						250,000	250,000	20,000	49,967
Electric Utility	61							0	0	0
Gas Utility	62							0	0	0
Airport	63							0	0	0
Landfill/Garbage	64							0	0	0
Transit	65							0	0	0
Cable TV, Internet & Telephone	66							0	0	0
Housing Authority	67							0	0	0
Storm Water Utility	68							0	0	0
Other Business Type (city hosp., ISF, parking, etc.)	69							0	0	0
Enterprise DEBT SERVICE	70							0	0	0
Enterprise CAPITAL PROJECTS	71							0	0	0
Enterprise TIF CAPITAL PROJECTS	72							0	0	0
<b>TOTAL Business Type Expenditures (lines 59 - 72)</b>	73						250,000	250,000	20,000	49,967
<b>TOTAL ALL EXPENDITURES (lines 58 + 73)</b>	74	29,950	17,161	0	0	0	250,000	297,111	80,065	83,356
Regular Transfers Out	75	80,000						80,000	0	80,000
Internal TIF Loan / Repayment Transfers Out	76							0	0	0
<b>Total ALL Transfers Out</b>	77	80,000	0	0	0	0	0	80,000	0	80,000
<b>Total Expenditures &amp; Fund Transfers Out (lines 74+77)</b>	78	109,950	17,161	0	0	0	250,000	377,111	80,065	163,356
<b>Ending Fund Balance June 30</b>	79	30,644	71,689	0	0	0	790	103,123	331,119	336,237

**REVENUES DETAIL**

City Name: PANORAMA PARK  
 Fiscal Year July 1, 2021 - June 30, 2022

		GENERAL	SPECIAL REVENUES	TIF SPECIAL REVENUES	DEBT SERVICE	CAPITAL PROJECTS	PERMANENT	PROPRIETARY	BUDGET 2022	RE-ESTIMATED 2021	ACTUAL 2020
<b>REVENUES &amp; OTHER FINANCING SOURCES</b>											
Taxes Levied on Property	1	29,139	0		0	0			29,139	27,991	27,417
Less: Uncollected Property Taxes - Levy Year	2								0	0	0
Net Current Property Taxes (line 1 minus line 2)	3	29,139	0		0	0			29,139	27,991	27,417
Delinquent Property Taxes	4								0	0	0
TIF Revenues	5								0	0	0
Other City Taxes:											
Utility Tax Replacement Excise Taxes	6	811	0		0	0			811	1,959	1,366
Utility franchise tax (Iowa Code Chapter 364.2)	7								0	500	805
Parimutuel wager tax	8								0	0	0
Gaming wager tax	9								0	0	0
Mobile Home Taxes	10								0	0	0
Hotel/Motel Taxes	11								0	0	0
Other Local Option Taxes	12	22,000							22,000	22,000	20,757
Subtotal - Other City Taxes (lines 6 thru 12)	13	22,811	0		0	0			22,811	24,459	22,928
Licenses & Permits	14								0	0	0
Use of Money & Property	15								0	5,000	9,521
Intergovernmental:											
Federal Grants & Reimbursements	16								0	0	0
Road Use Taxes	17		17,161						17,161	17,000	16,581
Other State Grants & Reimbursements	18	4	0	0	0	0		0	4	0	0
Local Grants & Reimbursements	19								0	0	0
Subtotal - Intergovernmental (lines 16 thru 19)	20	4	17,161	0	0	0		0	17,165	17,000	16,581
Charges for Fees & Service:											
Water Utility	21								0	0	0
Sewer Utility	22								0	497	2,185
Electric Utility	23								0	0	0
Gas Utility	24								0	0	0
Parking	25								0	0	0
Airport	26								0	0	0
Landfill/Garbage	27								0	0	0
Hospital	28								0	0	0
Transit	29								0	0	0
Cable TV, Internet & Telephone	30								0	0	0
Housing Authority	31								0	0	0
Storm Water Utility	32								0	0	0
Other Fees & Charges for Service	33								0	0	125
Subtotal - Charges for Service (lines 21 thru 33)	34	0	0		0	0	0	0	0	497	2,310
Special Assessments	35								0	0	0
Miscellaneous	36								0	0	0
Other Financing Sources:											
Regular Operating Transfers In	37							80,000	80,000	0	80,000
Internal TIF Loan Transfers In	38								0	0	0
Subtotal ALL Operating Transfers In	39	0	0	0	0	0	0	80,000	80,000	0	80,000
Proceeds of Debt (Excluding TIF Internal Borrowing)	40								0	0	0
Proceeds of Capital Asset Sales	41								0	0	0
Subtotal-Other Financing Sources (lines 38 thru 40)	42	0	0	0	0	0	0	80,000	80,000	0	80,000
<b>Total Revenues except for beginning fund balance (lines 3, 4, 5, 13, 14, 15, 20, 34, 35, 36, &amp; 41)</b>	43	51,954	17,161	0	0	0	0	80,000	149,115	74,947	158,757
Beginning Fund Balance July 1	44	88,640	71,689	0	0	0	0	170,790	331,119	336,237	340,836
<b>TOTAL REVENUES &amp; BEGIN BALANCE (lines 42+43)</b>	45	140,594	88,850	0	0	0	0	250,790	480,234	411,184	499,593

**ADOPTED BUDGET SUMMARY**

City Name: PANORAMA PARK

Fiscal Year July 1, 2021 - June 30, 2022

		GENERAL	SPECIAL REVENUES	TIF SPECIAL REVENUES	DEBT SERVICE	CAPITAL PROJECTS	PERMANENT	PROPRIETARY	BUDGET 2022	RE-ESTIMATED 2021	ACTUAL 2020
<b>Revenues &amp; Other Financing Sources</b>											
Taxes Levied on Property	1	29,139	0		0	0			29,139	27,991	27,417
Less: Uncollected Property Taxes-Levy Year	2	0	0		0	0			0	0	0
Net Current Property Taxes	3	29,139	0		0	0			29,139	27,991	27,417
Delinquent Property Taxes	4	0	0		0	0			0	0	0
TIF Revenues	5			0					0	0	0
Other City Taxes	6	22,811	0		0	0			22,811	24,459	22,928
Licenses & Permits	7	0	0					0	0	0	0
Use of Money and Property	8	0	0	0	0	0	0	0	0	5,000	9,521
Intergovernmental	9	4	17,161	0	0	0		0	17,165	17,000	16,581
Charges for Fees & Service	10	0	0		0	0	0	0	0	497	2,310
Special Assessments	11	0	0		0	0		0	0	0	0
Miscellaneous	12	0	0		0	0	0	0	0	0	0
Sub-Total Revenues	13	51,954	17,161	0	0	0	0	0	69,115	74,947	78,757
<b>Other Financing Sources:</b>											
Total Transfers In	14	0	0	0	0	0		80,000	80,000	0	80,000
Proceeds of Debt	15	0	0	0	0	0		0	0	0	0
Proceeds of Capital Asset Sales	16	0	0	0	0	0		0	0	0	0
Total Revenues and Other Sources	17	51,954	17,161	0	0	0	0	80,000	149,115	74,947	158,757
<b>Expenditures &amp; Other Financing Uses</b>											
Public Safety	18	3,100	0	0				0	3,100	2,965	2,990
Public Works	19	11,100	17,161	0				0	28,261	37,900	16,163
Health and Social Services	20	0	0	0				0	0	0	0
Culture and Recreation	21	5,300	0	0				0	5,300	5,100	5,010
Community and Economic Development	22	0	0	0				0	0	0	0
General Government	23	10,450	0	0				0	10,450	14,100	9,226
Debt Service	24	0	0	0	0			0	0	0	0
Capital Projects	25	0	0	0		0		0	0	0	0
Total Government Activities Expenditures	26	29,950	17,161	0	0	0		0	47,111	60,065	33,389
Business Type Proprietary: Enterprise & ISF	27							250,000	250,000	20,000	49,967
Total Gov & Bus Type Expenditures	28	29,950	17,161	0	0	0	0	250,000	297,111	80,065	83,356
Total Transfers Out	29	80,000	0	0	0	0	0	0	80,000	0	80,000
Total ALL Expenditures/Fund Transfers Out	30	109,950	17,161	0	0	0	0	250,000	377,111	80,065	163,356
Excess Revenues & Other Sources Over	31										
	32	-57,996	0	0	0	0	0	-170,000	-227,996	-5,118	-4,599
Beginning Fund Balance July 1	33	88,640	71,689	0	0	0	0	170,790	331,119	336,237	340,836
Ending Fund Balance June 30	34	30,644	71,689	0	0	0	0	790	103,123	331,119	336,237

**LONG TERM DEBT SCHEDULE - LT DEBT1**

GENERAL OBLIGATION BONDS, TIF BONDS, REVENUE BONDS, LOANS, LEASE-PURCHASE PAYMENTS

Debt Name	Amount of Issue	Type of Debt Obligation	Debt Resolution Number	Principal Due FY	Interest Due FY	Total Obligation Due FY	Bond Reg./Paying Agent Fees Due FY	Reductions due to Refinancing or Prepayment of Certified Debt	Paid from Funds OTHER THAN Current Year Debt Service Taxes	Amount Paid Current Year Debt Service Levy
	1	-				0				0
	2	-				0				0
	3	-				0				0
	4	-				0				0
	5	-				0				0
	6	-				0				0
	7	-				0				0
	8	-				0				0
	9	-				0				0
	10	-				0				0
	11	-				0				0
	12	-				0				0
	13	-				0				0
	14	-				0				0
	15	-				0				0
	16	-				0				0
	17	-				0				0
	18	-				0				0
	19	-				0				0
	20	-				0				0
	21	-				0				0
	22	-				0				0
	23	-				0				0
	24	-				0				0
	25	-				0				0
	26	-				0				0
	27	-				0				0
	28	-				0				0
	29	-				0				0
	30	-				0				0
TOTALS				0	0	0	0	0	0	0

**LONG TERM DEBT SCHEDULE - LT DEBT2**

GENERAL OBLIGATION BONDS, TIF BONDS, REVENUE BONDS, LOANS, LEASE-PURCHASE PAYMENTS

Debt Name	Amount of Issue	Type of Debt Obligation	Debt Resolution Number	Principal Due FY	Interest Due FY	Total Obligation Due FY	Bond Reg./Paying Agent Fees Due FY	Reductions due to Refinancing or Prepayment of Certified Debt	Paid from Funds OTHER THAN Current Year Debt Service Taxes	Amount Paid Current Year Debt Service Levy
	31	-				0				0
	32	-				0				0
	33	-				0				0
	34	-				0				0
	35	-				0				0
	36	-				0				0
	37	-				0				0
	38	-				0				0
	39	-				0				0
	40	-				0				0
	41	-				0				0
	42	-				0				0
	43	-				0				0
	44	-				0				0
	45	-				0				0
	46	-				0				0
	47	-				0				0
	48	-				0				0
	49	-				0				0
	50	-				0				0
	51	-				0				0
	52	-				0				0
	53	-				0				0
	54	-				0				0
	55	-				0				0
	56	-				0				0
	57	-				0				0
	58	-				0				0
	59	-				0				0
	60	-				0				0
TOTALS				0	0	0	0	0	0	0

**LONG TERM DEBT SCHEDULE - LT DEBT3**

GENERAL OBLIGATION BONDS, TIF BONDS, REVENUE BONDS, LOANS, LEASE-PURCHASE PAYMENTS

Debt Name	Amount of Issue	Type of Debt Obligation	Debt Resolution Number	Principal Due FY	Interest Due FY	Total Obligation Due FY	Bond Reg./Paying Agent Fees Due FY	Reductions due to Refinancing or Prepayment of Certified Debt	Paid from Funds OTHER THAN Current Year Debt Service Taxes	Amount Paid Current Year Debt Service Levy
	61	-				0				0
	62	-				0				0
	63	-				0				0
	64	-				0				0
	65	-				0				0
	66	-				0				0
	67	-				0				0
	68	-				0				0
	69	-				0				0
	70	-				0				0
	71	-				0				0
	72	-				0				0
	73	-				0				0
	74	-				0				0
	75	-				0				0
	76	-				0				0
	77	-				0				0
	78	-				0				0
	79	-				0				0
	80	-				0				0
	81	-				0				0
	82	-				0				0
	83	-				0				0
	84	-				0				0
	85	-				0				0
	86	-				0				0
	87	-				0				0
	88	-				0				0
	89	-				0				0
	90	-				0				0
TOTALS				0	0	0	0	0	0	0



**LONG TERM DEBT SCHEDULE - LT DEBT4**

GENERAL OBLIGATION BONDS, TIF BONDS, REVENUE BONDS, LOANS, LEASE-PURCHASE PAYMENTS

Debt Name	Amount of Issue	Type of Debt Obligation	Debt Resolution Number	Principal Due FY	Interest Due FY	Total Obligation Due FY	Bond Reg./Paying Agent Fees Due FY	Reductions due to Refinancing or Prepayment of Certified Debt	Paid from Funds OTHER THAN Current Year Debt Service Taxes	Amount Paid Current Year Debt Service Levy
	91	-				0				0
	92	-				0				0
	93	-				0				0
	94	-				0				0
	95	-				0				0
	96	-				0				0
	97	-				0				0
	98	-				0				0
	99	-				0				0
	100	-				0				0
	101	-				0				0
	102	-				0				0
	103	-				0				0
	104	-				0				0
	105	-				0				0
	106	-				0				0
	107	-				0				0
	108	-				0				0
	109	-				0				0
	110	-				0				0
	111	-				0				0
	112	-				0				0
	113	-				0				0
	114	-				0				0
	115	-				0				0
	116	-				0				0
	117	-				0				0
	118	-				0				0
	119	-				0				0
	120	-				0				0
<b>TOTALS</b>				0	0	0	0	0	0	0

**LONG TERM DEBT SCHEDULE - LT DEBT5**

GENERAL OBLIGATION BONDS, TIF BONDS, REVENUE BONDS, LOANS, LEASE-PURCHASE PAYMENTS

Debt Name	Amount of Issue	Type of Debt Obligation	Debt Resolution Number	Principal Due FY	Interest Due FY	Total Obligation Due FY	Bond Reg./Paying Agent Fees Due FY	Reductions due to Refinancing or Prepayment of Certified Debt	Paid from Funds OTHER THAN Current Year Debt Service Taxes	Amount Paid Current Year Debt Service Levy
	121	-				0				0
	122	-				0				0
	123	-				0				0
	124	-				0				0
	125	-				0				0
	126	-				0				0
	127	-				0				0
	128	-				0				0
	129	-				0				0
	130	-				0				0
	131	-				0				0
	132	-				0				0
	133	-				0				0
	134	-				0				0
	135	-				0				0
	136	-				0				0
	137	-				0				0
	138	-				0				0
	139	-				0				0
	140	-				0				0
	141	-				0				0
	142	-				0				0
	143	-				0				0
	144	-				0				0
	145	-				0				0
	146	-				0				0
	147	-				0				0
	148	-				0				0
	149	-				0				0
	150	-				0				0
TOTALS				0	0	0	0	0	0	0

**LONG TERM DEBT SCHEDULE - LT DEBT6**

GENERAL OBLIGATION BONDS, TIF BONDS, REVENUE BONDS, LOANS, LEASE-PURCHASE PAYMENTS

Debt Name	Amount of Issue	Type of Debt Obligation	Debt Resolution Number	Principal Due FY	Interest Due FY	Total Obligation Due FY	Bond Reg./Paying Agent Fees Due FY	Reductions due to Refinancing or Prepayment of Certified Debt	Paid from Funds OTHER THAN Current Year Debt Service Taxes	Amount Paid Current Year Debt Service Levy
	151	-				0				0
	152	-				0				0
	153	-				0				0
	154	-				0				0
	155	-				0				0
	156	-				0				0
	157	-				0				0
	158	-				0				0
	159	-				0				0
	160	-				0				0
	161	-				0				0
	162	-				0				0
	163	-				0				0
	164	-				0				0
	165	-				0				0
	166	-				0				0
	167	-				0				0
	168	-				0				0
	169	-				0				0
	170	-				0				0
	171	-				0				0
	172	-				0				0
	173	-				0				0
	174	-				0				0
	175	-				0				0
	176	-				0				0
	177	-				0				0
	178	-				0				0
	179	-				0				0
	180	-				0				0
TOTALS				0	0	0	0	0	0	0

**LONG TERM DEBT SCHEDULE - LT DEBT7**

GENERAL OBLIGATION BONDS, TIF BONDS, REVENUE BONDS, LOANS, LEASE-PURCHASE PAYMENTS

Debt Name	Amount of Issue	Type of Debt Obligation	Debt Resolution Number	Principal Due FY	Interest Due FY	Total Obligation Due FY	Bond Reg./Paying Agent Fees Due FY	Reductions due to Refinancing or Prepayment of Certified Debt	Paid from Funds OTHER THAN Current Year Debt Service Taxes	Amount Paid Current Year Debt Service Levy
	181	-				0				0
	182	-				0				0
	183	-				0				0
	184	-				0				0
	185	-				0				0
	186	-				0				0
	187	-				0				0
	188	-				0				0
	189	-				0				0
	190	-				0				0
	191	-				0				0
	192	-				0				0
	193	-				0				0
	194	-				0				0
	195	-				0				0
	196	-				0				0
	197	-				0				0
	198	-				0				0
	199	-				0				0
	200	-				0				0
	201	-				0				0
	202	-				0				0
	203	-				0				0
	204	-				0				0
	205	-				0				0
	206	-				0				0
	207	-				0				0
	208	-				0				0
	209	-				0				0
	210	-				0				0
<b>TOTALS</b>				0	0	0	0	0	0	0

**LONG TERM DEBT SCHEDULE - GRAND TOTALS**

GENERAL OBLIGATION BONDS, TIF BONDS, REVENUE BONDS, LOANS, LEASE-PURCHASE PAYMENTS

	<b>Principal Due FY 2022</b>	<b>Interest Due FY 2022</b>	<b>Total Obligation Due FY 2022</b>	<b>Bond Reg./ Paying Agent Fees Due FY 2022</b>	<b>Reductions due to Refinancing or Prepayment of Certified Debt</b>	<b>Paid from Sources OTHER THAN Budget Year Debt Service Levy</b>	<b>Amount Paid Budget Year Debt Service Levy</b>
GO - TOTAL	0	0	0	0	0	0	0
NON GO - TOTAL	0	0	0	0	0	0	0
GRAND - TOTAL	0	0	0	0	0	0	0

COPY

**AFFIDAVIT OF POSTING  
CITY OF PANORAMA PARK, IOWA  
FISCAL YEAR BEGINNING JULY 1, 2021 - ENDING JUNE 30, 2022**

The Notice of Public Hearing for the proposed max levy resolution for the City of PANORAMA PARK was posted on 1/15/2021 at the following locations:  
*\*One of the three posted notices is included with this form.*

Location #1  
Front window at City Hall, 120 Short Street

Location #2  
Message center located at the SE intersection of Park Avenue and Short Street

Location #3  
Message center located at the NW corner of 1 Park Avenue

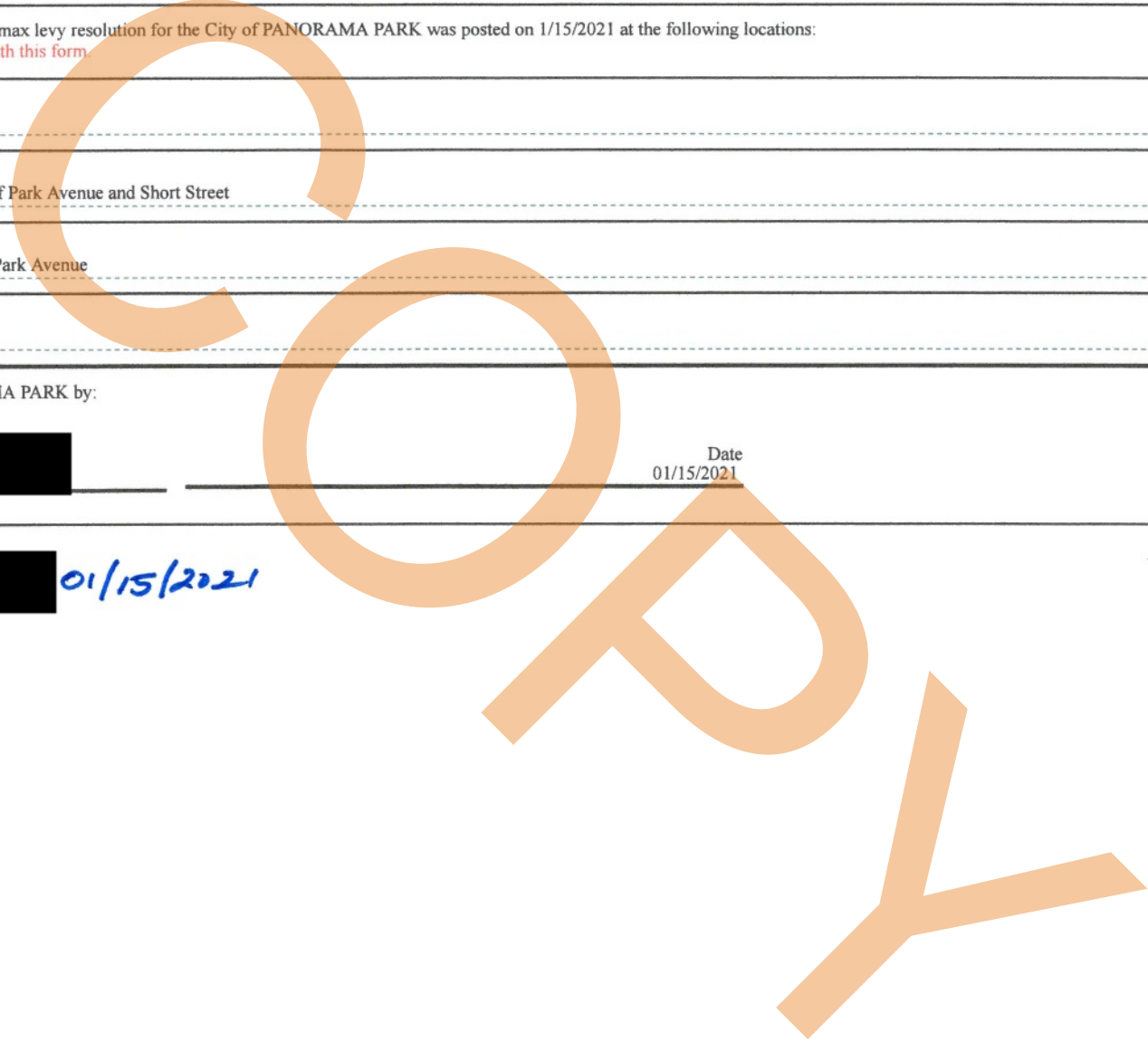
Print Name  
Gary Gleason, Treasurer

Attested to on behalf of the City of PANORAMA PARK by:

Signature  *J*

Date  
01/15/2021

 01/15/2021



**NOTICE OF PUBLIC HEARING -- PROPOSED BUDGET**

Fiscal Year July 1, 2021 - June 30, 2022

The City of: PANORAMA PARK

The City Council will conduct a public hearing on the proposed budget as follows:

Location: City Hall 120 Short Street Panorama Park, Iowa Meeting Date: 2/10/2021 Meeting Time: 07:00 PM

The Budget Estimate Summary of proposed receipts and expenditures is shown below. Copies of the the detailed proposed Budget may be obtained or viewed at the offices of the Mayor, City Clerk, and at the Library.

The estimated Total tax levy rate per \$1000 valuation on regular property 6.11078

The estimated tax levy rate per \$1000 valuation on Agricultural land is 0

At the public hearing, any resident or taxpayer may present objections to, or arguments in favor of, any part of the proposed budget.

Phone Number  
(563) 293-1293

City Clerk/Finance Officer's NAME  
Gary Gleason

		Budget FY 2022	Re-estimated FY 2021	Actual FY 2020
<b>Revenues &amp; Other Financing Sources</b>				
Taxes Levied on Property	1	29,139	27,991	27,417
Less: Uncollected Property Taxes-Levy Year	2	0	0	0
<b>Net Current Property Taxes</b>	3	29,139	27,991	27,417
Delinquent Property Taxes	4	0	0	0
TIF Revenues	5	0	0	0
Other City Taxes	6	22,811	24,459	22,928
Licenses & Permits	7	0	0	0
Use of Money and Property	8	0	5,000	9,521
Intergovernmental	9	17,165	17,000	16,581
Charges for Fees & Service	10	0	497	2,310
Special Assessments	11	0	0	0
Miscellaneous	12	0	0	0
Other Financing Sources	13	0	0	0
Transfers In	14	80,000	0	80,000
<b>Total Revenues and Other Sources</b>	15	149,115	74,947	158,757
<b>Expenditures &amp; Other Financing Uses</b>				
Public Safety	16	3,100	2,965	2,990
Public Works	17	28,261	37,900	16,163
Health and Social Services	18	0	0	0
Culture and Recreation	19	5,300	5,100	5,010
Community and Economic Development	20	0	0	0
General Government	21	10,450	14,100	9,226
Debt Service	22	0	0	0
Capital Projects	23	0	0	0
<b>Total Government Activities Expenditures</b>	24	47,111	60,065	33,389
Business Type / Enterprises	25	250,000	20,000	49,967
<b>Total ALL Expenditures</b>	26	297,111	80,065	83,356
Transfers Out	27	80,000	0	80,000
Total ALL Expenditures/Transfers Out	28	377,111	80,065	163,356
<b>Excess Revenues &amp; Other Sources Over (Under) Expenditures/Transfers Out</b>	29	-227,996	-5,118	-4,599
Beginning Fund Balance July 1	30	331,119	336,237	340,836
<b>Ending Fund Balance June 30</b>	31	103,123	331,119	336,237

BUDGET ADOPTION AFFIDAVIT  
CITY OF PANORAMA PARK, IOWA  
FISCAL YEAR BEGINNING JULY 1, 2021 - ENDING JUNE 30, 2022

The Notice of Public Hearing for the proposed budget adoption resolution for the City of PANORAMA PARK was posted on 1/29/2021 at the following locations:  
\*One of the three posted notices is included with this form.

Location #1  
Front window at City Hall, 120 Short Street

Location #2  
Message center located at the SE intersection of Park Avenue and Short Street

Location #3  
Message center located at the NW corner of 1 Park Avenue

Print Name  
Gary Gleason, Treasurer

Attested to on behalf of the City of by:

[Redacted Signature]


-TLRGS-

Date  
01/29/2021

Signature

[Redacted Signature]

01/29/2021







**CITY OF PANORAMA PARK**  
RESOLUTION 2021-03  
JANUARY 27, 2021

RESOLUTION OF PANORAMA PARK, IOWA ACCEPTING AND APPROVING OF THE PROPOSED PROPERTY TAX LEVY FOR FISCAL YEAR 2021-2022.

**WHEREAS**, in accordance with Iowa Code 384.15A that a public hearing on the resolution be held before the date for adoption; and

**WHEREAS**, a public hearing concerning the proposed property tax levy was held on January 27, 2021; and

**WHEREAS**, the Panorama Park City Council has considered the FY 2021-2022 proposed property tax levy.

**NOW, THEREFORE, BE IT RESOLVED** by the City Council of Panorama Park, Iowa, that the property tax levy for FY 2021-2022, as set forth in the levy summary, is hereby adopted.

T. Huber aye S. Perry absent S. Rice aye D. Smith aye D. White aye

ADOPTED BY THE COUNCIL AND APPROVED THIS 27TH DAY OF JANUARY, 2021.

  
Ronald D. Rice, Mayor

I, the undersigned, being duly appointed, qualified and acting City Clerk of Panorama Park, hereby certify that the foregoing Resolution No. 2021-03 is a true, correct and accurate copy as duly and lawfully passed and adopted by the governing body of the City of Panorama Park on the 27th day of January, 2021.

  
Gary L. Gleason, City Clerk/Treasurer



**CITY OF PANORAMA PARK**  
RESOLUTION 2021-04  
FEBRUARY 10, 2021

RESOLUTION OF PANORAMA PARK, IOWA ACCEPTING AND APPROVING OF THE FISCAL YEAR 2021-2022 BUDGET AND CERTIFICATION OF TAXES.

**WHEREAS**, in accordance with Iowa Code 384.16 that a public hearing on the resolution be held before the date for adoption; and

**WHEREAS**, a public hearing concerning the proposed city budget was held on February 10, 2021; and

**WHEREAS**, the Panorama Park City Council has considered the fiscal year 2021-2022 proposed city budget.

**NOW, THEREFORE, BE IT RESOLVED** by the City Council of Panorama Park, Iowa, that the city budget and certificate of taxes for fiscal year 2021-2022, as set forth in the budget summary, is hereby adopted and that the Panorama Park City Treasurer is directed to file said budget with the Scott County Auditor and the Treasurer for the State of Iowa.


T. Huber aye S. Perry absent S. Rice aye D. Smith absent D. White aye

ADOPTED BY THE COUNCIL AND APPROVED THIS 10TH DAY OF FEBRUARY, 2021.

[Redacted Signature]  
Ronald D. Rice, Mayor

I, the undersigned, being duly appointed, qualified and acting City Clerk of Panorama Park, hereby certify that the foregoing Resolution No. 2021-04 is a true, correct and accurate copy as duly and lawfully passed and adopted by the governing body of the City of Panorama Park on the 10th day of February, 2021.

[Redacted Signature]  
Gary L. Gleason, City Clerk/Treasurer



# CITY OF PANORAMA PARK

RESOLUTION 2021-05

MARCH 10, 2021

RESOLUTION OF PANORAMA PARK, IOWA ACCEPTING AND APPROVING OF THE PROPOSED PROPERTY TAX LEVY FOR FISCAL YEAR 2021-2022.

**WHEREAS**, the Scott County Auditor has requested that Resolution 2021-03 be amended to include the total maximum property tax dollars for the affected tax levies for FY 2021-2022; and

**WHEREAS**, in accordance with Iowa Code 384.15A that a public hearing on the resolution be held before the date for adoption; and

**WHEREAS**, a public hearing concerning the proposed property tax levy was held on January 27, 2021; and

**WHEREAS**, the Panorama Park City Council has considered the FY 2021-2022 proposed property tax levy.

**NOW, THEREFORE, BE IT RESOLVED** by the City Council of Panorama Park, Iowa, that the property tax levy for FY 2021-2022, as set forth in the levy summary, is hereby adopted; and

**BE IT FURTHER RESOLVED** by the City Council of Panorama Park, Iowa, that the total maximum property tax dollars for the affected tax levies for FY 2021-2022 shall be \$30,548 at a rate not to exceed \$6.23279 per taxable valuation; and

**BE IT FURTHER RESOLVED** by the City Council of Panorama Park, Iowa, that the maximum property tax dollars requested in the total maximum levy for affected property tax levies for FY 2021-2022 represents an increase of less than 102% from the maximum property tax dollars requested for FY 2020-2021.

T. Huber aye S. Perry aye S. Rice aye D. Smith aye D. White aye

ADOPTED BY THE COUNCIL AND APPROVED THIS 10TH DAY OF MARCH, 2021.

[Redacted signature]

Ronald D. Rice, Mayor

I, the undersigned, being duly appointed, qualified and acting City Clerk of Panorama Park, hereby certify that the foregoing Resolution No. 2021-05 is a true, correct and accurate copy as duly and lawfully passed and adopted by the governing body of the City of Panorama Park on the 10th day of March, 2021.

[Redacted signature]

Gary L. Gleason, City Clerk/Treasurer

