

FISCAL YEAR JULY 1, 2022 - JUNE 30, 2023
ADOPTION OF BUDGET AND CERTIFICATION OF CITY TAXES
The City of : PANORAMA PARK County Name: SCOTT COUNTY

Adopted On: 3/8/2022 Resolution: 2022-05

The below-signed certifies that the City Council, on the date stated above, lawfully approved the named resolution adopting a budget for next fiscal year, as summarized on this and the supporting pages.

		With Gas & Electric		Without Gas & Electric	
Regular	2a	5,375,131	2b	5,235,409	City Number: 82-782 Last Official Census: 139
DEBT SERVICE	3a	5,375,131	3b	5,235,409	
Ag Land	4a	0			

TAXES LEVIED

Purpose	Dollar Limit	ENTER FIRE DISTRICT RATE BELOW		Request with Utility Replacement	Property Taxes Levied	Rate
Regular General levy	8.10000			5	30,548	29,754 43 5.68321
Non-Voted Other Permissible Levies						
Contract for use of Bridge	0.67500			6	0	44 0.00000
Opr & Maint publicly owned Transit	0.95000			7	0	45 0.00000
Rent, Ins. Maint of Civic Center	Amt Nec			8	0	46 0.00000
Opr & Maint of City owned Civic Center	0.13500			9	0	47 0.00000
Planning a Sanitary Disposal Project	0.06750			10	0	48 0.00000
Aviation Authority (under sec.330A.15)	0.27000			11	0	49 0.00000
Levee Impr. fund in special charter city	0.06750			13	0	51 0.00000
Liability, property & self insurance costs	Amt Nec			14	0	52 0.00000
Support of a Local Emerg. Mgmt. Comm.	Amt Nec			462	0	465 0.00000
Voted Other Permissible Levies						
Instrumental/Vocal Music Groups	0.13500			15	0	53 0.00000
Memorial Building	0.81000			16	0	54 0.00000
Symphony Orchestra	0.13500			17	0	55 0.00000
Cultural & Scientific Facilities	0.27000			18	0	56 0.00000
County Bridge	As Voted			19	0	57 0.00000
Missi or Missouri River Bridge Const.	1.35000			20	0	58 0.00000
Aid to a Transit Company	0.03375			21	0	59 0.00000
Maintain Institution received by gift/devise	0.20500			22	0	60 0.00000
City Emergency Medical District	1.00000			463	0	466 0.00000
Support Public Library	0.27000			23	0	61 0.00000
Unified Law Enforcement	1.50000			24	0	62 0.00000
Total General Fund Regular Levies (5 thru 24)				25	30,548	29,754
Ag Land	3.00375			26	0	63 0.00000
Total General Fund Tax Levies (25 + 26)				27	30,548	29,754
Special Revenue Levies						
Emergency (if general fund at levy limit)	0.27000			28	0	64 0.00000
Police & Fire Retirement	Amt Nec			29	0	0.00000
FICA & IPERS (if general fund at levy limit)	Amt Nec			30	0	0.00000
Other Employee Benefits	Amt Nec			31	0	0.00000
Total Employee Benefit Levies (29,30,31)				32	0	65 0.00000
Sub Total Special Revenue Levies (28+32)				33	0	0
As Req		With Gas & Elec Valuation	Without Gas & Elec Valuation			
SSMID 1		0	0	34	0	66 0.00000
SSMID 2		0	0	35	0	67 0.00000
SSMID 3		0	0	36	0	68 0.00000
SSMID 4		0	0	37	0	69 0.00000
SSMID 5		0	0	555	0	565 0.00000
SSMID 6		0	0	556	0	566 0.00000
SSMID 7		0	0	1177	0	1179 0.00000
SSMID 8		0	0	1185	0	1187 0.00000
Total Special Revenue Levies				39	0	0
Debt Service Levy 76.10(6)	Amt Nec			40	0	70 0.00000
Capital Projects (Capital Improv. Reserve)	0.67500			41	0	71 0.00000
Total Property Taxes (27+39+40+41)				42	30,548	29,754 72 5.68321

 (Signature)

 (Date)

 (County Auditor)

 (Date)

NOTICE OF PUBLIC HEARING - CITY OF PANORAMA PARK - PROPOSED PROPERTY TAX LEVY
Fiscal Year July 1, 2022 - June 30, 2023

The City Council will conduct a public hearing on the proposed Fiscal Year City property tax levy as follows:

Meeting Date: 2/8/2022 Meeting Time: 06:45 PM Meeting Location: City Hall 120 Short Street Panorama Park, Iowa

At the public hearing any resident or taxpayer may present objections to, or arguments in favor of the proposed tax levy. After adoption of the proposed tax levy, the City Council will publish notice and hold a hearing on the proposed city budget.

City Website (if available)
<https://panoramaparkiaowa.com>

City Telephone Number
 (563) 293-1293

	Current Year Certified Property Tax 2021 - 2022	Budget Year Effective Property Tax 2022 - 2023	Budget Year Proposed Maximum Property Tax 2022 - 2023	Annual % CHG
Regular Taxable Valuation	4,901,174	5,375,131	5,375,131	
Tax Levies:				
Regular General	29,950	29,950	30,548	
Contract for Use of Bridge			0	
Opr & Maint Publicly Owned Transit			0	
Rent, Ins. Maint. Of Non-Owned Civ. Ctr.			0	
Opr & Maint of City-Owned Civic Center			0	
Planning a Sanitary Disposal Project			0	
Liability, Property & Self-Insurance Costs			0	
Support of Local Emer. Mgmt. Commission			0	
Emergency			0	
Police & Fire Retirement			0	
FICA & IPERS			0	
Other Employee Benefits			0	
Total Tax Levy	29,950	29,950	30,548	1.99
Tax Rate	6.11078	5.57196	5.68321	

Explanation of significant increases in the budget:

Adjustment due to projected overall inflation of expenses.

If applicable, the above notice also available online at:

<https://panoramaparkiaowa.com>

*Total city tax rate will also include voted general fund levy, debt service levy, and capital improvement reserve levy.

**Budget year effective property tax rate is the rate that would be assessed for these levies if the dollars requested is not changed in the coming budget year

FUND BALANCE

City Name: PANORAMA PARK
 Fiscal Year July 1, 2022 - June 30, 2023


		GENERAL	SPECIAL REVENUES	TIF SPECIAL REVENUES	DEBT SERVICE	CAPITAL PROJECTS	PERMANENT	TOTAL GOVERNMENT	PROPRIETARY	GRAND TOTAL
Annual Report FY 2021										
Beginning Fund Balance July 1	1	64,357	81,989	0	0	0	0	146,346	189,398	335,744
Actual Revenues Except Beg Balance	2	54,952	20,610	0	0	0	0	75,562	3,933	79,495
Actual Expenditures Except End Balance	3	21,915	26,005	0	0	0	0	47,920	14,025	61,945
Ending Fund Balance June 30	4	97,394	76,594	0	0	0	0	173,988	179,306	353,294
Re-Estimated FY 2022										
Beginning Fund Balance	5	97,394	76,594	0	0	0	0	173,988	179,306	353,294
Re-Est Revenues	6	107,537	20,300	0	0	0	0	127,837	101,994	229,831
Re-Est Expenditures	7	107,520	5,936	0	0	0	0	113,456	100,000	213,456
Ending Fund Balance	8	97,411	90,958	0	0	0	0	188,369	181,300	369,669
Budget FY 2023										
Beginning Fund Balance	9	97,411	90,958	0	0	0	0	188,369	181,300	369,669
Revenues	10	57,258	19,300	0	0	0	0	76,558	44,679	121,237
Expenditures	11	66,750	57,500	0	0	0	0	124,250	100,000	224,250
Ending Fund Balance	12	87,919	52,758	0	0	0	0	140,677	125,979	266,656

LOCAL EMC SUPPORT

City Name: PANORAMA PARK
Fiscal Year July 1, 2022 - June 30, 2023

As provided in Iowa Code Section 384.12, subsection 22, a city may levy the amount necessary in support of a local Emergency Management Commission. In addition to this individual levy, Emergency Management Commission support may also be included as part of the General Fund Levy. Iowa Code Section 29C.17, subsection 5 states that any support from cities or counties must be separately reported on tax statements issued by the county treasurer. Input the amount of General Fund Levy request to be used for support of an Emergency Management Commission. The total below will reflect the total amount of Emergency Management Commission support provided by the City.

	Request with Utility Replacement	Property Taxes Levied
Portion of General Fund Levy Used for Emerg. Mgmt. Comm.		0
Support of a Local Emerg.Mgmt.Comm.	0	0
TOTAL FOR FY 2023	0	0



RE-ESTIMATED EXPENDITURES SCHEDULE PAGE 1

City Name: PANORAMA PARK
Fiscal Year July 1, 2021 - June 30, 2022

GOVERNMENT ACTIVITIES CONT.	GENERAL	SPECIAL REVENUE	TIF SPECIAL REVENUES	DEBT SERVICE	CAPITAL PROJECTS	PERMANENT	PROPRIETARY	RE-ESTIMATED 2022	ACTUAL 2021
PUBLIC SAFETY									
Police Department/Crime Prevention	1							0	0
Jail	2							0	0
Emergency Management	3							0	0
Flood Control	4							0	0
Fire Department	5	2,897						2,897	2,847
Ambulance	6							0	0
Building Inspections	7							0	0
Miscellaneous Protective Services	8							0	0
Animal Control	9	100						100	0
Other Public Safety	10							0	0
TOTAL (lines 1 - 10)	11	2,997	0			0		2,997	2,847
PUBLIC WORKS									
Roads, Bridges, & Sidewalks	12							0	18,535
Parking - Meter and Off-Street	13							0	0
Street Lighting	14		761					761	752
Traffic Control and Safety	15							0	0
Snow Removal	16		5,175					5,175	5,175
Highway Engineering	17							0	0
Street Cleaning	18							0	0
Airport (if not Enterprise)	19							0	0
Garbage (if not Enterprise)	20	10,000						10,000	9,098
Other Public Works	21	100						100	1,588
TOTAL (lines 12 - 21)	22	10,100	5,936			0		16,036	35,148
HEALTH & SOCIAL SERVICES									
Welfare Assistance	23							0	0
City Hospital	24							0	0
Payments to Private Hospitals	25							0	0
Health Regulation and Inspection	26							0	0
Water, Air, and Mosquito Control	27							0	0
Community Mental Health	28							0	0
Other Health and Social Services	29							0	0
TOTAL (lines 23 - 29)	30	0	0			0		0	0
CULTURE & RECREATION									
Library Services	31	5,101						5,101	5,075
Museum, Band and Theater	32							0	0
Parks	33							0	0
Recreation	34							0	0
Cemetery	35							0	0
Community Center, Zoo, & Marina	36							0	0
Other Culture and Recreation	37	100						100	48
TOTAL (lines 31 - 37)	38	5,201	0			0		5,201	5,123

City Name: PANORAMA PARK
Fiscal Year July 1, 2021 - June 30, 2022

GOVERNMENT ACTIVITIES CONT.	GENERAL	SPECIAL REVENUE	TIF SPECIAL REVENUES	DEBT SERVICE	CAPITAL PROJECTS	PERMANENT	PROPRIETARY	RE-ESTIMATED 2022	ACTUAL 2021
COMMUNITY & ECONOMIC DEVELOPMENT									
Community Beautification	39							0	0
Economic Development	40							0	0
Housing and Urban Renewal	41							0	0
Planning & Zoning	42							0	0
Other Com & Econ Development	43							0	0
TIF Rebates	44							0	0
TOTAL (lines 39 - 44)	45	0	0	0			0	0	0
GENERAL GOVERNMENT									
Mayor, Council, & City Manager	46	347						347	0
Clerk, Treasurer, & Finance Adm.	47	200						200	200
Elections	48	125						125	0
Legal Services & City Attorney	49	2,000						2,000	1,224
City Hall & General Buildings	50	4,000						4,000	1,175
Tort Liability	51	1,800						1,800	1,527
Other General Government	52	750						750	676
TOTAL (lines 46 - 52)	53	9,222	0	0			0	9,222	4,802
DEBT SERVICE	54							0	0
Gov Capital Projects	55							0	0
TIF Capital Projects	56							0	0
TOTAL CAPITAL PROJECTS	57	0	0	0	0	0	0	0	0
TOTAL Governmental Activities Expenditures (lines 11+22+30+38+44+52+53+54)	58	27,520	5,936	0	0	0	0	33,456	47,920
BUSINESS TYPE ACTIVITIES Proprietary: Enterprise & Budgeted ISF									
Water Utility	59							0	0
Sewer Utility	60						100,000	100,000	14,025
Electric Utility	61							0	0
Gas Utility	62							0	0
Airport	63							0	0
Landfill/Garbage	64							0	0
Transit	65							0	0
Cable TV, Internet & Telephone	66							0	0
Housing Authority	67							0	0
Storm Water Utility	68							0	0
Other Business Type (city hosp., ISF, parking, etc.)	69							0	0
Enterprise DEBT SERVICE	70							0	0
Enterprise CAPITAL PROJECTS	71							0	0
Enterprise TIF CAPITAL PROJECTS	72							0	0
TOTAL BUSINESS TYPE EXPENDITURES (lines 59+72)	73						100,000	100,000	14,025
TOTAL ALL EXPENDITURES (lines 58+73)	74	27,520	5,936	0	0	0	100,000	133,456	61,945
Regular Transfers Out	75	80,000						80,000	0
Internal TIF Loan Transfers Out	76							0	0
Total ALL Transfers Out	77	80,000	0	0	0	0	0	80,000	0
Total Expenditures and Other Fin Uses (lines 74+77)	78	107,520	5,936	0	0	0	100,000	213,456	61,945
Ending Fund Balance June 30	79	97,411	90,958	0	0	0	181,300	369,669	353,294

RE-ESTIMATED REVENUES DETAIL

City Name: PANORAMA PARK
Fiscal Year July 1, 2021 - June 30, 2022

REVENUES & OTHER FINANCING SOURCES		GENERAL	SPECIAL REVENUE	TIF SPECIAL REVENUES	DEBT SERVICE	CAPITAL PROJECTS	PERMANENT	PROPRIETARY	RE-ESTIMATED 2022	ACTUAL 2021
Taxes Levied on Property	1	29,139							29,139	27,615
Less: Uncollected Property Taxes - Levy Year	2								0	0
Net Current Property Taxes (line 1 minus line 2)	3	29,139	0		0	0			29,139	27,615
Delinquent Property Taxes	4	148							148	691
TIF Revenues	5								0	0
Other City Taxes:										
Utility Tax Replacement Excise Taxes	6	50,000							50,000	1,568
Utility franchise tax (Iowa Code Chapter 364.2)	7	600							600	661
Parimutuel wager tax	8								0	0
Gaming wager tax	9								0	0
Mobile Home Taxes	10								0	0
Hotel/Motel Taxes	11								0	0
Other Local Option Taxes	12	26,150							26,150	22,692
Subtotal - Other City Taxes (lines 6 thru 12)	13	76,750	0		0	0			76,750	24,921
Licenses & Permits	14								0	10
Use of Money & Property	15	1,500	1,000					2,500	5,000	6,455
Intergovernmental:										
Federal Grants & Reimbursements	16							18,529	18,529	0
Road Use Taxes	17		19,300						19,300	19,306
Other State Grants & Reimbursements	18								0	0
Local Grants & Reimbursements	19								0	0
Subtotal - Intergovernmental (lines 16 thru 19)	20	0	19,300	0	0	0		18,529	37,829	19,306
Charges for Fees & Service:										
Water Utility	21								0	0
Sewer Utility	22							965	965	497
Electric Utility	23								0	0
Gas Utility	24								0	0
Parking	25								0	0
Airport	26								0	0
Landfill/Garbage	27								0	0
Hospital	28								0	0
Transit	29								0	0
Cable TV, Internet & Telephone	30								0	0
Housing Authority	31								0	0
Storm Water Utility	32								0	0
Other Fees & Charges for Service	33								0	0
Subtotal - Charges for Service (lines 21 thru 33)	34	0	0		0	0	0	965	965	497
Special Assessments	35								0	0
Miscellaneous	36								0	0
Other Financing Sources:										
Regular Operating Transfers In	37							80,000	80,000	0
Internal TIF Loan Transfers In	38								0	0
Subtotal ALL Operating Transfers In	39	0	0	0	0	0	0	80,000	80,000	0
Proceeds of Debt (Excluding TIF Internal Borrowing)	40								0	0
Proceeds of Capital Asset Sales	41								0	0
Subtotal-Other Financing Sources (lines 36 thru 38)	42	0	0	0	0	0	0	80,000	80,000	0
Total Revenues except for beginning fund balance (lines 3, 4, 5, 12, 13, 14, 19, 33, 34, 35, & 39)	43	107,537	20,300	0	0	0	0	101,994	229,831	79,495
Beginning Fund Balance July 1	44	97,394	76,594	0	0	0	0	179,306	353,294	335,744
TOTAL REVENUES & BEGIN BALANCE (lines 41+42)	45	204,931	96,894	0	0	0	0	281,300	583,125	415,239

EXPENDITURES SCHEDULE PAGE 1

City Name: PANORAMA PARK
 Fiscal Year July 1, 2022 - June 30, 2023

GOVERNMENT ACTIVITIES	GENERAL	SPECIAL REVENUES	TIF SPECIAL REVENUES	DEBT SERVICE	CAPITAL PROJECTS	PERMANENT	PROPRIETARY	BUDGET 2023	RE-ESTIMATED 2022	ACTUAL 2021
PUBLIC SAFETY										
Police Department/Crime Prevention	1							0	0	0
Jail	2							0	0	0
Emergency Management	3							0	0	0
Flood Control	4							0	0	0
Fire Department	5	3,200						3,200	2,897	2,847
Ambulance	6							0	0	0
Building Inspections	7							0	0	0
Miscellaneous Protective Services	8							0	0	0
Animal Control	9	100						100	100	0
Other Public Safety	10	200						200	0	0
TOTAL (lines 1 - 10)	11	3,500	0			0		3,500	2,997	2,847
PUBLIC WORKS										
Roads, Bridges, & Sidewalks	12		50,000					50,000	0	18,535
Parking - Meter and Off-Street	13							0	0	0
Street Lighting	14	800						800	761	752
Traffic Control and Safety	15							0	0	0
Snow Removal	16		7,500					7,500	5,175	5,175
Highway Engineering	17							0	0	0
Street Cleaning	18							0	0	0
Airport	19							0	0	0
Garbage (if not Enterprise)	20	11,000						11,000	10,000	9,098
Other Public Works	21	200						200	100	1,588
TOTAL (lines 12 - 21)	22	12,000	57,500			0		69,500	16,036	35,148
HEALTH & SOCIAL SERVICES										
Welfare Assistance	23							0	0	0
City Hospital	24							0	0	0
Payments to Private Hospitals	25							0	0	0
Health Regulation and Inspection	26							0	0	0
Water, Air, and Mosquito Control	27							0	0	0
Community Mental Health	28							0	0	0
Other Health and Social Services	29							0	0	0
TOTAL (lines 23 - 29)	30	0	0			0		0	0	0
CULTURE & RECREATION										
Library Services	31	5,500						5,500	5,101	5,075
Museum, Band and Theater	32							0	0	0
Parks	33							0	0	0
Recreation	34							0	0	0
Cemetery	35							0	0	0
Community Center, Zoo, & Marina	36							0	0	0
Other Culture and Recreation	37	100						100	100	48
TOTAL (lines 31 - 37)	38	5,600	0			0		5,600	5,201	5,123

City Name: PANORAMA PARK
Fiscal Year July 1, 2022 - June 30, 2023

GOVERNMENT ACTIVITIES	GENERAL	SPECIAL REVENUES	TIF SPECIAL REVENUES	DEBT SERVICE	CAPITAL PROJECTS	PERMANENT	PROPRIETARY	BUDGET 2023	RE-ESTIMATED 2022	ACTUAL 2021
COMMUNITY & ECONOMIC DEVELOPMENT										
Community Beautification	39							0	0	0
Economic Development	40							0	0	0
Housing and Urban Renewal	41							0	0	0
Planning & Zoning	42							0	0	0
Other Com & Econ Development	43							0	0	0
TIF Rebates	44							0	0	0
TOTAL (lines 39 - 44)	45	0	0	0		0		0	0	0
GENERAL GOVERNMENT										
Mayor, Council, & City Manager	46	850						850	347	0
Clerk, Treasurer, & Finance Adm.	47	3,800						3,800	200	200
Elections	48	0						0	125	0
Legal Services & City Attorney	49	2,000						2,000	2,000	1,224
City Hall & General Buildings	50	10,000						10,000	4,000	1,175
Tort Liability	51	2,000						2,000	1,800	1,527
Other General Government	52	850						850	750	676
TOTAL (lines 46 - 52)	53	19,500	0	0		0		19,500	9,222	4,802
DEBT SERVICE	54							0	0	0
Gov Capital Projects	55							0	0	0
TIF Capital Projects	56							0	0	0
TOTAL CAPITAL PROJECTS	57	0	0	0	0	0		0	0	0
TOTAL Government Activities Expenditures (lines 11+22+30+38+45+53+54+57)	58	40,600	57,500	0	0	0	0	98,100	33,456	47,920
BUSINESS TYPE ACTIVITIES										
Proprietary: Enterprise & Budgeted ISF										
Water Utility	59							0	0	0
Sewer Utility	60						100,000	100,000	100,000	14,025
Electric Utility	61							0	0	0
Gas Utility	62							0	0	0
Airport	63							0	0	0
Landfill/Garbage	64							0	0	0
Transit	65							0	0	0
Cable TV, Internet & Telephone	66							0	0	0
Housing Authority	67							0	0	0
Storm Water Utility	68							0	0	0
Other Business Type (city hosp., ISF, parking, etc.)	69							0	0	0
Enterprise DEBT SERVICE	70							0	0	0
Enterprise CAPITAL PROJECTS	71							0	0	0
Enterprise TIF CAPITAL PROJECTS	72							0	0	0
TOTAL Business Type Expenditures (lines 59 - 72)	73						100,000	100,000	100,000	14,025
TOTAL ALL EXPENDITURES (lines 58 + 73)	74	40,600	57,500	0	0	0	0	198,100	133,456	61,945
Regular Transfers Out	75	26,150						26,150	80,000	0
Internal TIF Loan / Repayment Transfers Out	76							0	0	0
Total ALL Transfers Out	77	26,150	0	0	0	0	0	26,150	80,000	0
Total Expenditures & Fund Transfers Out (lines 74+77)	78	66,750	57,500	0	0	0	0	224,250	213,456	61,945
Ending Fund Balance June 30	79	87,919	52,758	0	0	0	0	125,979	369,669	353,294

REVENUES DETAIL

City Name: PANORAMA PARK
 Fiscal Year July 1, 2022 - June 30, 2023

		GENERAL	SPECIAL REVENUES	TIF SPECIAL REVENUES	DEBT SERVICE	CAPITAL PROJECTS	PERMANENT	PROPRIETARY	BUDGET 2023	RE-ESTIMATED 2022	ACTUAL 2021
REVENUES & OTHER FINANCING SOURCES											
Taxes Levied on Property	1	29,754	0		0	0			29,754	29,139	27,615
Less: Uncollected Property Taxes - Levy Year	2								0	0	0
Net Current Property Taxes (line 1 minus line 2)	3	29,754	0		0	0			29,754	29,139	27,615
Delinquent Property Taxes	4								0	148	691
TIF Revenues	5								0	0	0
Other City Taxes:											
Utility Tax Replacement Excise Taxes	6	794	0		0	0			794	50,000	1,568
Utility franchise tax (Iowa Code Chapter 364.2)	7	560							560	600	661
Parimutuel wager tax	8								0	0	0
Gaming wager tax	9								0	0	0
Mobile Home Taxes	10								0	0	0
Hotel/Motel Taxes	11								0	0	0
Other Local Option Taxes	12	26,150							26,150	26,150	22,692
Subtotal - Other City Taxes (lines 6 thru 12)	13	27,504	0		0	0			27,504	76,750	24,921
Licenses & Permits	14								0	0	10
Use of Money & Property	15								0	5,000	6,455
Intergovernmental:											
Federal Grants & Reimbursements	16							18,529	18,529	18,529	0
Road Use Taxes	17		19,300						19,300	19,300	19,306
Other State Grants & Reimbursements	18								0	0	0
Local Grants & Reimbursements	19								0	0	0
Subtotal - Intergovernmental (lines 16 thru 19)	20	0	19,300	0	0	0		18,529	37,829	37,829	19,306
Charges for Fees & Service:											
Water Utility	21								0	0	0
Sewer Utility	22								0	965	497
Electric Utility	23								0	0	0
Gas Utility	24								0	0	0
Parking	25								0	0	0
Airport	26								0	0	0
Landfill/Garbage	27								0	0	0
Hospital	28								0	0	0
Transit	29								0	0	0
Cable TV, Internet & Telephone	30								0	0	0
Housing Authority	31								0	0	0
Storm Water Utility	32								0	0	0
Other Fees & Charges for Service	33								0	0	0
Subtotal - Charges for Service (lines 21 thru 33)	34	0	0		0	0	0	0	0	965	497
Special Assessments	35								0	0	0
Miscellaneous	36								0	0	0
Other Financing Sources:											
Regular Operating Transfers In	37							26,150	26,150	80,000	0
Internal TIF Loan Transfers In	38								0	0	0
Subtotal ALL Operating Transfers In	39	0	0	0	0	0	0	26,150	26,150	80,000	0
Proceeds of Debt (Excluding TIF Internal Borrowing)	40								0	0	0
Proceeds of Capital Asset Sales	41								0	0	0
Subtotal-Other Financing Sources (lines 38 thru 40)	42	0	0	0	0	0	0	26,150	26,150	80,000	0
Total Revenues except for beginning fund balance (lines 3, 4, 5, 13, 14, 15, 20, 34, 35, 36, & 41)	43	57,258	19,300	0	0	0	0	44,679	121,237	229,831	79,495
Beginning Fund Balance July 1	44	97,411	90,958	0	0	0	0	181,300	369,669	353,294	335,744
TOTAL REVENUES & BEGIN BALANCE (lines 42+43)	45	154,669	110,258	0	0	0	0	225,979	490,906	583,125	415,239

ADOPTED BUDGET SUMMARY

City Name: PANORAMA PARK
Fiscal Year July 1, 2022 - June 30, 2023

		GENERAL	SPECIAL REVENUES	TIF SPECIAL REVENUES	DEBT SERVICE	CAPITAL PROJECTS	PERMANENT	PROPRIETARY	BUDGET 2023	RE-ESTIMATED 2022	ACTUAL 2021
Revenues & Other Financing Sources											
Taxes Levied on Property	1	29,754	0		0	0			29,754	29,139	27,615
Less: Uncollected Property Taxes-Levy Year	2	0	0		0	0			0	0	0
Net Current Property Taxes	3	29,754	0		0	0			29,754	29,139	27,615
Delinquent Property Taxes	4	0	0		0	0			0	148	691
TIF Revenues	5			0					0	0	0
Other City Taxes	6	27,504	0		0	0			27,504	76,750	24,921
Licenses & Permits	7	0	0					0	0	0	10
Use of Money and Property	8	0	0	0	0	0	0	0	0	5,000	6,455
Intergovernmental	9	0	19,300	0	0	0		18,529	37,829	37,829	19,306
Charges for Fees & Service	10	0	0		0	0	0	0	0	965	497
Special Assessments	11	0	0		0	0		0	0	0	0
Miscellaneous	12	0	0		0	0	0	0	0	0	0
Sub-Total Revenues	13	57,258	19,300	0	0	0	0	18,529	95,087	149,831	79,495
Other Financing Sources:											
Total Transfers In	14	0	0	0	0	0	0	26,150	26,150	80,000	0
Proceeds of Debt	15	0	0	0	0	0		0	0	0	0
Proceeds of Capital Asset Sales	16	0	0	0	0	0	0	0	0	0	0
Total Revenues and Other Sources	17	57,258	19,300	0	0	0	0	44,679	121,237	229,831	79,495
Expenditures & Other Financing Uses											
Public Safety	18	3,500	0	0			0		3,500	2,997	2,847
Public Works	19	12,000	57,500	0			0		69,500	16,036	35,148
Health and Social Services	20	0	0				0		0	0	0
Culture and Recreation	21	5,600	0	0			0		5,600	5,201	5,123
Community and Economic Development	22	0	0	0			0		0	0	0
General Government	23	19,500	0	0			0		19,500	9,222	4,802
Debt Service	24	0	0	0	0		0		0	0	0
Capital Projects	25	0	0	0		0	0		0	0	0
Total Government Activities Expenditures	26	40,600	57,500	0	0	0	0		98,100	33,456	47,920
Business Type Proprietary: Enterprise & ISF	27							100,000	100,000	100,000	14,025
Total Gov & Bus Type Expenditures	28	40,600	57,500	0	0	0	0	100,000	198,100	133,456	61,945
Total Transfers Out	29	26,150	0	0	0	0	0	0	26,150	80,000	0
Total ALL Expenditures/Fund Transfers Out	30	66,750	57,500	0	0	0	0	100,000	224,250	213,456	61,945
Excess Revenues & Other Sources Over	31										
(Under) Expenditures/Transfers Out	32	-9,492	-38,200	0	0	0	0	-55,321	-103,013	16,375	17,550
Beginning Fund Balance July 1	33	97,411	90,958	0	0	0	0	181,300	369,669	353,294	335,744
Ending Fund Balance June 30	34	87,919	52,758	0	0	0	0	125,979	266,656	369,669	353,294

LONG TERM DEBT SCHEDULE - LT DEBT1

GENERAL OBLIGATION BONDS, TIF BONDS, REVENUE BONDS, LOANS, LEASE-PURCHASE PAYMENTS

Debt Name		Amount of Issue	Type of Debt Obligation	Debt Resolution Number	Principal Due FY	Interest Due FY	Total Obligation Due FY	Bond Reg./ Paying Agent Fees Due FY	Reductions due to Refinancing or Prepayment of Certified Debt	Paid from Funds OTHER THAN Current Year Debt Service Taxes	Amount Paid Current Year Debt Service Levy
	1	-					0				0
	2	-					0				0
	3	-					0				0
	4	-					0				0
	5	-					0				0
	6	-					0				0
	7	-					0				0
	8	-					0				0
	9	-					0				0
	10	-					0				0
	11	-					0				0
	12	-					0				0
	13	-					0				0
	14	-					0				0
	15	-					0				0
	16	-					0				0
	17	-					0				0
	18	-					0				0
	19	-					0				0
	20	-					0				0
	21	-					0				0
	22	-					0				0
	23	-					0				0
	24	-					0				0
	25	-					0				0
	26	-					0				0
	27	-					0				0
	28	-					0				0
	29	-					0				0
	30	-					0				0
TOTALS					0	0	0	0	0	0	0

LONG TERM DEBT SCHEDULE - LT DEBT2

GENERAL OBLIGATION BONDS, TIF BONDS, REVENUE BONDS, LOANS, LEASE-PURCHASE PAYMENTS

Debt Name		Amount of Issue	Type of Debt Obligation	Debt Resolution Number	Principal Due FY	Interest Due FY	Total Obligation Due FY	Bond Reg./Paying Agent Fees Due FY	Reductions due to Refinancing or Prepayment of Certified Debt	Paid from Funds OTHER THAN Current Year Debt Service Taxes	Amount Paid Current Year Debt Service Levy
	31	-					0				0
	32	-					0				0
	33	-					0				0
	34	-					0				0
	35	-					0				0
	36	-					0				0
	37	-					0				0
	38	-					0				0
	39	-					0				0
	40	-					0				0
	41	-					0				0
	42	-					0				0
	43	-					0				0
	44	-					0				0
	45	-					0				0
	46	-					0				0
	47	-					0				0
	48	-					0				0
	49	-					0				0
	50	-					0				0
	51	-					0				0
	52	-					0				0
	53	-					0				0
	54	-					0				0
	55	-					0				0
	56	-					0				0
	57	-					0				0
	58	-					0				0
	59	-					0				0
	60	-					0				0
TOTALS					0	0	0	0	0	0	0

LONG TERM DEBT SCHEDULE - LT DEBT3

GENERAL OBLIGATION BONDS, TIF BONDS, REVENUE BONDS, LOANS, LEASE-PURCHASE PAYMENTS

Debt Name		Amount of Issue	Type of Debt Obligation	Debt Resolution Number	Principal Due FY	Interest Due FY	Total Obligation Due FY	Bond Reg./ Paying Agent Fees Due FY	Reductions due to Refinancing or Prepayment of Certified Debt	Paid from Funds OTHER THAN Current Year Debt Service Taxes	Amount Paid Current Year Debt Service Levy
	61	-					0				0
	62	-					0				0
	63	-					0				0
	64	-					0				0
	65	-					0				0
	66	-					0				0
	67	-					0				0
	68	-					0				0
	69	-					0				0
	70	-					0				0
	71	-					0				0
	72	-					0				0
	73	-					0				0
	74	-					0				0
	75	-					0				0
	76	-					0				0
	77	-					0				0
	78	-					0				0
	79	-					0				0
	80	-					0				0
	81	-					0				0
	82	-					0				0
	83	-					0				0
	84	-					0				0
	85	-					0				0
	86	-					0				0
	87	-					0				0
	88	-					0				0
	89	-					0				0
	90	-					0				0
TOTALS					0	0	0	0	0	0	0

LONG TERM DEBT SCHEDULE - LT DEBT4

GENERAL OBLIGATION BONDS, TIF BONDS, REVENUE BONDS, LOANS, LEASE-PURCHASE PAYMENTS

Debt Name		Amount of Issue	Type of Debt Obligation	Debt Resolution Number	Principal Due FY	Interest Due FY	Total Obligation Due FY	Bond Reg./Paying Agent Fees Due FY	Reductions due to Refinancing or Prepayment of Certified Debt	Paid from Funds OTHER THAN Current Year Debt Service Taxes	Amount Paid Current Year Debt Service Levy
	91	-					0				0
	92	-					0				0
	93	-					0				0
	94	-					0				0
	95	-					0				0
	96	-					0				0
	97	-					0				0
	98	-					0				0
	99	-					0				0
	100	-					0				0
	101	-					0				0
	102	-					0				0
	103	-					0				0
	104	-					0				0
	105	-					0				0
	106	-					0				0
	107	-					0				0
	108	-					0				0
	109	-					0				0
	110	-					0				0
	111	-					0				0
	112	-					0				0
	113	-					0				0
	114	-					0				0
	115	-					0				0
	116	-					0				0
	117	-					0				0
	118	-					0				0
	119	-					0				0
	120	-					0				0
TOTALS					0	0	0	0	0	0	0

LONG TERM DEBT SCHEDULE - LT DEBTS

GENERAL OBLIGATION BONDS, TIF BONDS, REVENUE BONDS, LOANS, LEASE-PURCHASE PAYMENTS

Debt Name		Amount of Issue	Type of Debt Obligation	Debt Resolution Number	Principal Due FY	Interest Due FY	Total Obligation Due FY	Bond Reg./Paying Agent Fees Due FY	Reductions due to Refinancing or Prepayment of Certified Debt	Paid from Funds OTHER THAN Current Year Debt Service Taxes	Amount Paid Current Year Debt Service Levy
	121	-					0				0
	122	-					0				0
	123	-					0				0
	124	-					0				0
	125	-					0				0
	126	-					0				0
	127	-					0				0
	128	-					0				0
	129	-					0				0
	130	-					0				0
	131	-					0				0
	132	-					0				0
	133	-					0				0
	134	-					0				0
	135	-					0				0
	136	-					0				0
	137	-					0				0
	138	-					0				0
	139	-					0				0
	140	-					0				0
	141	-					0				0
	142	-					0				0
	143	-					0				0
	144	-					0				0
	145	-					0				0
	146	-					0				0
	147	-					0				0
	148	-					0				0
	149	-					0				0
	150	-					0				0
TOTALS					0	0	0	0	0	0	0

LONG TERM DEBT SCHEDULE - LT DEBT6

GENERAL OBLIGATION BONDS, TIF BONDS, REVENUE BONDS, LOANS, LEASE-PURCHASE PAYMENTS

Debt Name		Amount of Issue	Type of Debt Obligation	Debt Resolution Number	Principal Due FY	Interest Due FY	Total Obligation Due FY	Bond Reg./Paying Agent Fees Due FY	Reductions due to Refinancing or Prepayment of Certified Debt	Paid from Funds OTHER THAN Current Year Debt Service Taxes	Amount Paid Current Year Debt Service Levy
	151	-					0				0
	152	-					0				0
	153	-					0				0
	154	-					0				0
	155	-					0				0
	156	-					0				0
	157	-					0				0
	158	-					0				0
	159	-					0				0
	160	-					0				0
	161	-					0				0
	162	-					0				0
	163	-					0				0
	164	-					0				0
	165	-					0				0
	166	-					0				0
	167	-					0				0
	168	-					0				0
	169	-					0				0
	170	-					0				0
	171	-					0				0
	172	-					0				0
	173	-					0				0
	174	-					0				0
	175	-					0				0
	176	-					0				0
	177	-					0				0
	178	-					0				0
	179	-					0				0
	180	-					0				0
TOTALS					0	0	0	0	0	0	0

LONG TERM DEBT SCHEDULE - LT DEBT7

GENERAL OBLIGATION BONDS, TIF BONDS, REVENUE BONDS, LOANS, LEASE-PURCHASE PAYMENTS

Debt Name		Amount of Issue	Type of Debt Obligation	Debt Resolution Number	Principal Due FY	Interest Due FY	Total Obligation Due FY	Bond Reg./Paying Agent Fees Due FY	Reductions due to Refinancing or Prepayment of Certified Debt	Paid from Funds OTHER THAN Current Year Debt Service Taxes	Amount Paid Current Year Debt Service Levy
	181	-					0				0
	182	-					0				0
	183	-					0				0
	184	-					0				0
	185	-					0				0
	186	-					0				0
	187	-					0				0
	188	-					0				0
	189	-					0				0
	190	-					0				0
	191	-					0				0
	192	-					0				0
	193	-					0				0
	194	-					0				0
	195	-					0				0
	196	-					0				0
	197	-					0				0
	198	-					0				0
	199	-					0				0
	200	-					0				0
	201	-					0				0
	202	-					0				0
	203	-					0				0
	204	-					0				0
	205	-					0				0
	206	-					0				0
	207	-					0				0
	208	-					0				0
	209	-					0				0
	210	-					0				0
TOTALS					0	0	0	0	0	0	0

LONG TERM DEBT SCHEDULE - GRAND TOTALS

GENERAL OBLIGATION BONDS, TIF BONDS, REVENUE BONDS, LOANS, LEASE-PURCHASE PAYMENTS

	Principal Due FY 2023	Interest Due FY 2023	Total Obligation Due FY 2023	Bond Reg./ Paying Agent Fees Due FY 2023	Reductions due to Refinancing or Prepayment of Certified Debt	Paid from Sources OTHER THAN Budget Year Debt Service Levy	Amount Paid Budget Year Debt Service Levy
GO - TOTAL	0	0	0	0	0	0	0
NON GO - TOTAL	0	0	0	0	0	0	0
GRAND - TOTAL	0	0	0	0	0	0	0

COPY

NOTICE OF PUBLIC HEARING -- PROPOSED BUDGET
Fiscal Year July 1, 2022 - June 30, 2023

City of: **PANORAMA PARK**

The City Council will conduct a public hearing on the proposed Budget at: **City Hall 120 Short Street Panorama Park, Iowa Meeting Date: 3/8/2022**
Meeting Time: 06:45 PM

At the public hearing any resident or taxpayer may present objections to, or arguments in favor of, any part of the proposed budget. This notice represents a summary of the supporting detail of revenues and expenditures on file with the City Clerk and County Auditor.

City budgets are subject to protest. If protest petition requirements are met, the State Appeal Board will hold a local hearing. For more information, consult <https://dom.iowa.gov/local-gov-appeals>.

The Budget Estimate Summary of proposed receipts and expenditures is shown below. Copies of the the detailed proposed Budget may be obtained or viewed at the offices of the Mayor, City Clerk, and at the Library.

The estimated Total tax levy rate per \$1000 valuation on regular property	5.68321
The estimated tax levy rate per \$1000 valuation on Agricultural land is	0

At the public hearing, any resident or taxpayer may present objections to, or arguments in favor of, any part of the proposed budget.

Phone Number (563) 293-1293	City Clerk/Finance Officer's NAME Mayor Ronald Rice
--------------------------------	--

		Budget FY 2023	Re-estimated FY 2022	Actual FY 2021
Revenues & Other Financing Sources				
Taxes Levied on Property	1	29,754	29,139	27,615
Less: Uncollected Property Taxes-Levy Year	2	0	0	0
Net Current Property Taxes	3	29,754	29,139	27,615
Delinquent Property Taxes	4	0	148	691
TIF Revenues	5	0	0	0
Other City Taxes	6	27,504	76,750	24,921
Licenses & Permits	7	0	0	10
Use of Money and Property	8	0	5,000	6,455
Intergovernmental	9	37,829	37,829	19,306
Charges for Fees & Service	10	0	965	497
Special Assessments	11	0	0	0
Miscellaneous	12	0	0	0
Other Financing Sources	13	0	0	0
Transfers In	14	26,150	80,000	0
Total Revenues and Other Sources	15	121,237	229,831	79,495
Expenditures & Other Financing Uses				
Public Safety	16	3,500	2,997	2,847
Public Works	17	69,500	16,036	35,148
Health and Social Services	18	0	0	0
Culture and Recreation	19	5,600	5,201	5,123
Community and Economic Development	20	0	0	0
General Government	21	19,500	9,222	4,802
Debt Service	22	0	0	0
Capital Projects	23	0	0	0
Total Government Activities Expenditures	24	98,100	33,456	47,920
Business Type / Enterprises	25	100,000	100,000	14,025
Total ALL Expenditures	26	198,100	133,456	61,945
Transfers Out	27	26,150	80,000	0
Total ALL Expenditures/Transfers Out	28	224,250	213,456	61,945
Excess Revenues & Other Sources Over (Under) Expenditures/Transfers Out	29	-103,013	16,375	17,550
Beginning Fund Balance July 1	30	369,669	353,294	335,744
Ending Fund Balance June 30	31	266,656	369,669	353,294

**AFFIDAVIT OF POSTING
CITY OF PANORAMA PARK, IOWA
FISCAL YEAR BEGINNING JULY 1, 2022 - ENDING JUNE 30, 2023**

The Notice of Public Hearing for the proposed max levy resolution for the City of PANORAMA PARK was posted on 1/21/2022 at the following locations:
**One of the three posted notices is included with this form.*


Location #1
Front window at City Hall, 120 Short Street

Location #2
Message center located at the SE corner of Park Avenue and Short Street

Location #3
Message center located at the NW corner of Park Avenue

Print Name

Attested to on behalf of the City of PANORAMA PARK by:



Date
01/21/2022

Signature

**BUDGET ADOPTION AFFIDAVIT
CITY OF PANORAMA PARK, IOWA
FISCAL YEAR BEGINNING JULY 1, 2022 - ENDING JUNE 30, 2023**

The Notice of Public Hearing for the proposed budget adoption resolution for the City of PANORAMA PARK was posted on 2/22/2022 at the following locations:
**One of the three posted notices is included with this form.*


Location #1
Front window at City Hall, 120 Short Street

Location #2
Message center located at the SE intersection of Park Avenue and Short Street

Location #3
Message center located at the NW corner of 1 Park Avenue

Print Name
Ronald Rice

Attested to on behalf of the City of by:



Date
02/22/2022

Signature

CERTIFICATION OF PROPERTY TAX RATES FOR FY 2022/2023 BUDGETS

JANUARY 1, 2021 TAXABLE VALUATIONS

DEPARTMENT OF MANAGEMENT

NOVEMBER 21, 2024

CONTROL COUNTY		WITH GAS & ELEC	WITHOUT GAS & ELEC
SCOTT COUNTY	REGULAR	5,375,131	5,235,409
	DEBT SERVICE	5,375,131	5,235,409
CITY OF PANORAMA PARK	AG LAND	0	

	REQUESTED DOLLARS	PROP TAX DOLLARS	RATE
REGULAR GENERAL	\$30,548	\$29,754	\$5.68321
CONTRACT FOR USE OF BRIDGE	\$0	\$0	\$0.00000
PUBLIC TRANSIT	\$0	\$0	\$0.00000
NON-OWNED CIVIC CENTER	\$0	\$0	\$0.00000
OWNED CIVIC CENTER	\$0	\$0	\$0.00000
SANITARY DISPOSAL	\$0	\$0	\$0.00000
AVIATION AUTHORITY	\$0	\$0	\$0.00000
LEVEE - SPEC CHARTER CITY	\$0	\$0	\$0.00000
LIAB / PROP INSURANCE	\$0	\$0	\$0.00000
LOCAL EMC SUPPORT	\$0	\$0	\$0.00000
INST/MUSIC GROUPS	\$0	\$0	\$0.00000
MEMORIAL BUILDING	\$0	\$0	\$0.00000
SYMPHONY ORCHESTRA	\$0	\$0	\$0.00000
CULTURAL SCIENTIFIC	\$0	\$0	\$0.00000
COUNTY BRIDGE	\$0	\$0	\$0.00000
MISSI/MISSOU BRIDGE	\$0	\$0	\$0.00000
AID TO TRANSIT COMPANY	\$0	\$0	\$0.00000
MAINTAIN INST/GIFT	\$0	\$0	\$0.00000
CITY EMER MED DIST	\$0	\$0	\$0.00000
SUPPORT OF PUBLIC LIBRARY	\$0	\$0	\$0.00000
UNIFIED LAW	\$0	\$0	\$0.00000
EMERGENCY	\$0	\$0	\$0.00000
POLICE / FIRE RETIRE	\$0	\$0	\$0.00000
FICA / IPERS	\$0	\$0	\$0.00000
OTHER EMPLOYEE BENEFITS	\$0	\$0	\$0.00000
CAPITAL IMPR RESERVE	\$0	\$0	\$0.00000
DEBT SERVICE	\$0	\$0	\$0.00000
TOTAL REGULAR TAX RATE	\$30,548	\$29,754	\$5.68321
AGRICULTURAL LEVY	\$0	\$0	\$0.00000
SSMID 1 LEVY	\$0	\$0	\$0.00000
SSMID 2 LEVY	\$0	\$0	\$0.00000
SSMID 3 LEVY	\$0	\$0	\$0.00000
SSMID 4 LEVY	\$0	\$0	\$0.00000
SSMID 5 LEVY	\$0	\$0	\$0.00000
SSMID 6 LEVY	\$0	\$0	\$0.00000
SSMID 7 LEVY	\$0	\$0	\$0.00000
SSMID 8 LEVY	\$0	\$0	\$0.00000
EST UTIL TAX REPLACEMENT	\$794		

PRINTED ABOVE ARE THE TAX LEVIES WE ARE CERTIFYING TO YOUR COUNTY AUDITOR. CONTACT YOUR COUNTY AUDITOR OR TED NELLESEN AT 515-281-3705 IMMEDIATELY IF YOU HAVE QUESTIONS OR FIND ERRORS THESE TAX RATES ARE CONSIDERED CORRECT AND FINAL IF WE DO NOT HEAR FROM YOU.