


Welcome.
Please press 5
followed by the unit number
and then press



Jacques Technologies Pty Ltd

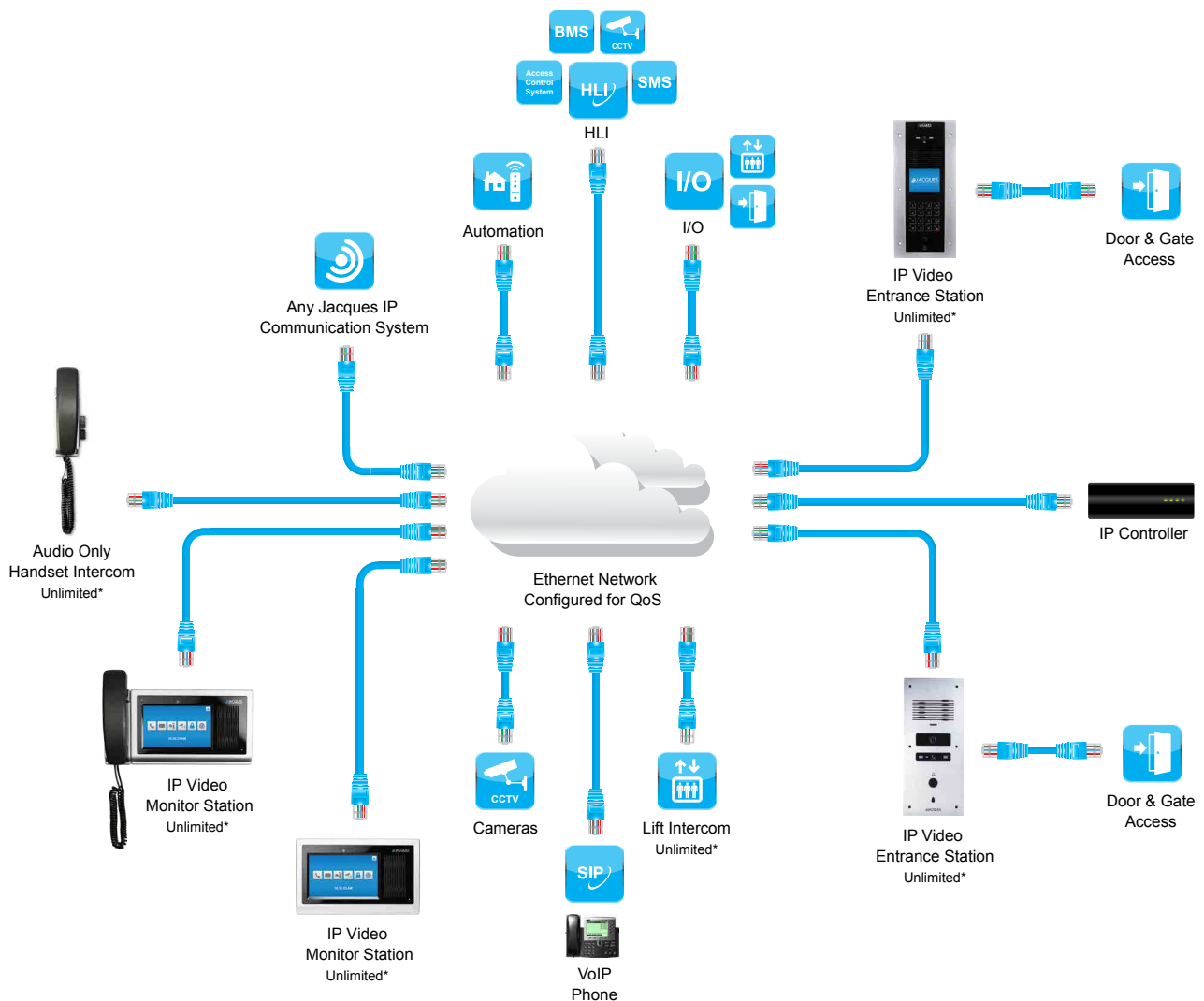
IP Video Intercom System

IP VIDEO INTERCOM SYSTEM

Jacques IP video intercom system exudes style and is feature packed. The stylish intercom stations with camera allow for video calling to entrance and monitor stations within our integrated IP communications system. This allows for swift system expansion and flexibility to satisfy every client, every time.

As with all Jacques IP communication systems, our video intercom system fully integrates to numerous third party systems including CCTV, building & security management, home automation, telephony and access control systems. This ensures a Jacques IP video intercom system transcends client expectations as it seamlessly and stylishly integrates within a large number of applications including commercial, residential, health, public safety and transport.

VIDEO INTERCOM SYSTEM DIAGRAM



*Virtually unlimited. Dependent on server configuration and network bandwidth.



SYSTEM FEATURES



TEXT MESSAGE

Receive text messages from building manager/ concierge/control room to video monitor stations.



SIP GATEWAY

SIP gateway between the IP video intercom system and SIP enabled systems/devices, e.g. IP telephony systems including Avaya and Cisco.



RELAY MODULES

Configurable relay modules exist on intercom stations to activate external equipment. Control doors, boom gates, lights or signal CCTV camera presets.



THIRD PARTY INTEGRATION

Fully supported third party integration via High Level Interface (HLI) to systems such as CCTV camera, access control, lift control, building and security management systems.



TRUE IP DIGITAL TECHNOLOGY

Jacques systems are based on Ethernet network standards and TCP/IP protocols, which use commercially available network equipment and infrastructure.



MISSED CALLER IMAGE SNAPSHOT

Receive image snapshot of caller to video monitor station if call from entrance station is unanswered.



CCTV CAMERA STREAMS

Third party IP CCTV camera streams can be selected and viewed on demand and in real time via the video monitor station.



ACTIVITY AND EVENTS

Call activity and system events recorded to an event log database for call accounting, incident reports or fault diagnosis.



FLEXIBLE SYSTEM TOPOLOGY

Rule based call permissions are configurable for all intercom stations including priority queuing of all calls. Highly flexible intercom system topology enables the system to be structured as a mix of hierarchical and peer to peer call permissions.



EXPANDABLE SYSTEM ARCHITECTURE

All Jacques IP communication systems allow for virtually an unlimited* number of intercom stations to be connected in a fully integrated system.

**Dependent on server configuration and network bandwidth*

Build your Video Intercom System following these simple steps



IP VIDEO INTERCOM SYSTEM

Begin with an Ethernet Network configured for QoS.

1

CONTROLLER PACKAGE

Choose a controller package which can manage your system size and offer the functionality you require.

TCH-2MX | JSC-5L

2

MASTER STATION

Choose your master station. They can make and receive intercom calls and make public address announcements.

VMS-750 | PCC-650MX

3

PA FUNCTIONALITY

Choose your Public Address components to achieve the required functionality.

UAI-3B1 | Amplifiers | Speakers

4

INTERCOM TERMINALS

Add intercom terminals. They call pre-defined master stations and can initiate relays within your system.

VES-75K | VES-741

5

ACCESSORIES

Choose your accessories. They provide additional functionality to your system.

Backboxes & Rainhoods

+

OPTIONAL EXTRAS

Customisation of Graphical User Interfaces (GUI) and/or Integration with CCTV & Access Control Systems

1

CONTROLLERS & SOFTWARE



SYSTEM CONTROLLER MEDIUM

TCH-2MXH | 51660

- IP controller, up to 80 endpoints
- Available to administer most Jacques system software modules & interfaces
- Facilitates almost all core functions of the Jacques IP Communication System
- Supports high definition audio
- Fanless and low power consumption
- SATA hard drive



SYSTEM CONTROLLER LARGE

JSC-5L | 51814

- IP controller, large, includes JCCP server software for intercom devices to make and receive calls, more than 80 endpoints supported
- Supports high definition audio
- SATA hard drive
- Segregated air-flow design for optimal unit cooling

SOFTWARE

Software modules* manage key functionality of the system and can provide additional functionality. Choose software packages to achieve system functionality requirements.



DAR

Echo cancellation for full duplex communication
Interface call audio to third party recording devices (digital, SIP or analogue)

Stream background music/entertainment through intercom devices & PA speakers



SIP GATEWAY

Intermediate interface allowing for integration of Jacques system with compatible SIP systems & devices

Implements RFC 3261-Core Session Initiation Protocol to transfer, convert & filter communication
Support for bridge calling allowing a Jacques device to dial multiple SIP devices however only allowing one to answer and perform a call



EVENT CONTROLLER

Provides simplified interfaces for the integration of external systems & products

Feature highly configurable rules to match system events, simultaneous event triggers, alarms & offline events

Standard handling of CCTV function



JAS

Facilitate pre-recorded PA announcements, tones & warning alarms across a Jacques IP PA system

Allows for the uploading of audio files for broadcast
Built timetables of announcements, bells & tones for broadcast at allocated times to select or all PA zones

Apply schedules to days, weeks or months according to a sites broadcast requirements

* Selection of software modules displayed in this brochure. Visit jacques.com.au for a complete list of software

2

MASTER STATIONS



PC MASTER STATION

PCC-650MX | 51669, PCC-650MXTS | 51720
PCC-650WIN | 51791, PCC-650WTS | 51857

- Complete intercom call handling functions
- Complete public address functionality
 - Make live and pre-recorded announcements
 - Broadcast tones, bells & alarms
 - Visual display of PA zones (unlimited number of zones depending on controller)
 - Selection and playback of recorded announcements
 - Send text messages to video monitor stations
- Diagnostics and reporting
 - Alarm notifications including device state
- Touchscreen compatible interface
- Map, grid and database views
- Upload multiple site maps to suit application/site
- Customisable layout/functions



VIDEO MONITOR STATION

VMS-750 | 51336, VMS-750H | 51432

- Receive text messages from building manager/concierge
- Missed caller image snapshot available when call is unanswered
- View CCTV footage
- Duress calling to predetermined recipient
- Privacy enable/disable to mute calling
- Relay control to let caller through a door or gate
- Intercommunication between devices
- Power saving mode when not in use



Building communication
solutions with Jacques
Video Intercom Systems



VMS-750



VMS-750
JHS-1

MONITOR STATION VMS-750 (OPTIONAL JHS-1)

PRODUCT CODE 51336, 51432

FEATURES

- Text message facility from concierge/building manager*
- Caller snapshot image taken, and made visible on monitor station, when call is unanswered from entrance station
- View CCTV footage on monitor station*
- Duress calling to concierge/control room/building manager*
- Privacy enable/disable feature to mute calling
- Intercommunication between devices*
- Easy to use, 7" intuitive touchscreen interface
- Power saving mode while unit not in use
- Call forwarding
- Remote mode

OPTIONS

- Ergonomic handset - black only (JHS-1)
- Customisable GUI

SPECIFICATIONS

Screen	7" TFT colour LCD, 16:9 aspect ratio Active area: 152 mm x 91 mm Resolution 800 x 480, 18-bit RGB LED backlight (white) Contrast ratio: 400 Brightness: 300 cd/m ² Viewing angle: 120° V, 140° H
Speaker	2 x 8 Ω 2 W
Speaker Amplifier	50 Hz – 7 kHz (output circuit frequency response -3 dB), 2.5 W
Max. Acoustic Output	88 dB SPL @ 1 m, 0 dBFS 1 kHz (non-clipped) sine wave signal
Microphone	Electret condenser, omnidirectional, sensitivity -56 dB 50 Hz – 7 kHz (input circuit frequency response ±3 dB mic)
Audio Streaming Bandwidth	256 kb/s both ways
Control Buttons	Unlimited* soft buttons, fully customisable GUI control
Auxiliary Functions	Relay contacts (1 x NO/NC), light sensor, privacy mode
Power Input	IEEE 802.3af Power over Ethernet (PoE) Auxiliary power input: (12 - 32) V d.c.
Power Consumption	10 W max. (2.5 W standby)
Operating Temperature	(0 - 50) °C
Operating Humidity	(20 - 90) % relative humidity (non-condensing)
Cabling	LAN: 4 pair UTP CAT-5/6, multi-strand, 24 AWG, max. 100 m Power: Figure 8, 0.75 mm ² conductors
Dimensions (WxHxD)	280 mm x 172 mm x 33 mm (VMS-750) 340 mm x 172 mm x 64 mm (incl. JHS-1)
Weight	1.2 kg (VMS-750) 1.5 kg (incl. JHS-1)
Material	Plated zinc, acrylic, ABS, zinc plated steel chassis
Finishes	Satin chrome surround, black acrylic screen bezel
Environment	Indoor use only
Mounting Options	Wall mount kit (WMK-1) (included), surface mount backbox (SWE-13/SWE-14), desk mount kit (DMS-1/DMS-2)
Fixings	Clips to mounting options and retained with 1 x M3 CSK screw

*Dependent on server configuration and network bandwidth

4

INTERCOM TERMINALS



VES-75K



VES-741



VES-742

ENTRANCE STATION VES-75K/VES-741/VES-742

PRODUCT CODE 51335, 51423, 51468

FEATURES

Attractive slimline design
Wide angle camera
Two configurable relays that can control lights, gate/door access etc.
Insect resistant microphone/speaker

VES-75K

3.5" LCD screen
Backlit keypad
Relay enabled by entering a PIN code

VES-741

316 type stainless steel construction
Weather resistant, with optional rain cover
Call one master/monitor station

VES-742

316 type stainless steel construction
Weather resistant, with optional rain cover
Call two master/monitor stations

SPECIFICATIONS

Screen (VES-75K only)	3.5" TFT colour LCD, 4:3 aspect ratio Active area: 70 mm x 53 mm Resolution: 320 x 240, 24-bit RGB LED backlight (white) Contrast ratio: 400 Brightness: 350 cd/m ² Viewing angle: 120° H, 115° V
Camera	Type: 1/3" CCD image sensor, LED illumination Resolution: 520 TVL Sensitivity: 0.1 lux Functions: AES, AGC, BLC, AWB, Lens: f = 2.5 mm, f 2.0 Viewing angle: 75° V, 105° H
Speaker	1 x 4 Ω 3 W (VES-75K) 1 x 4 Ω 1 W (VES-741)
Speaker Amplifier	50 Hz – 7 kHz (output circuit frequency response -3 dB), 2.5 W
Max. Acoustic Output	88 dB SPL @ 1 m, 0 dBFS 1 kHz (non-clipped) sine wave signal
Microphone	Electret condenser, omnidirectional, sensitivity -56 dB 50 Hz – 7 kHz (input circuit frequency response ±3 dB mic)
Audio Streaming Bandwidth	256 kb/s both ways
Control Buttons	4 x 4 cap-sense, backlit, touch keypad (VES-75K) 1 x piezo switch, black, 19 mm (VES-741) 2 x piezo switch, black, 19mm (VES-742)
Auxiliary Functions	Relay contacts (2 x NO/NC), power saving modes, light sensor
Power Input	IEEE 802.3af Power over Ethernet (PoE) Auxiliary power input: (12 - 32) V d.c.
Power Consumption	12 W max. (2.0 W standby) (VES-75K) 8.5 W max. (2.0 W standby) (VES-741)
Operating Temperature	(0 - 50) °C
Operating Humidity	(20 - 90) % relative humidity (non-condensing)
Cabling	LAN: 4 pair UTP CAT-5/6, multi-strand, 24 AWG, max. 100 m Power: Figure 8, 0.75 mm ² conductors
Dimensions (WxHxD)	160 mm x 360 mm x 45 mm (VES-75K) 130 mm x 290 mm x 45 mm (VES-741)
Weight	1.9 kg (VES-75K) 1.6 kg (VES-741)
Material	Acrylic and satin chrome plated zinc (VES-75K) 316 stainless steel (3 mm) (VES-741)
Finishes	Bead blasted, electro-polished (VES-741)
Environment	Indoor and outdoor use
Vandal Resistant	Yes (VES-741 only)
Mounting Options	Flush mount backbox (FWE-15), surface mount backbox (SWE-12/SWE-9SS), rainhood (SRH-2)
Fixings	6 x M3 CSK screws (VES-75K) (included with purchase of backbox) 6 x M4 security torx screws (VES-741) (included with purchase of backbox)

5

ACCESSORIES



FWE-1

FLUSH MOUNT BACKBOX FWE-1

PRODUCT CODE 60701

SPECIFICATIONS

Suitable For	VSL/VDL/VMI/VES-x4x series
Dimensions (WxHxD)	110 mm x 270 mm x 80 mm
Weight	1 kg
Material	Zincanneal steel
Finishes	Zinc plated and passivated
Environment	Indoor use only
Intercom Mounting Holes	10 x M4 threaded holes
Intercom Fixings	10 x M4 security torx screws (included with purchase of backbox)
Cable Entry	2 x 25 mm Ø holes centred top and bottom



SWE-9SS

SURFACE MOUNT BACKBOX SWE-9SS

PRODUCT CODE 60708

SPECIFICATIONS

Suitable For	VDL/VES /VMI/VSL-x4x series
Dimensions (WxHxD)	130 mm x 290 mm x 79 mm
Weight	1.2 kg
Material	316 stainless steel
Finishes	Linish
Environment	Indoor and outdoor
Intercom Mounting Holes	10 x M4 threaded hole
Intercom Fixings	10 x M4 security torx screws (included with purchase of backbox)
Cable Entry	3 x 25 mm Ø holes centred top, centre and bottom of rear



SWE-12

SURFACE MOUNT BACKBOX SWE-12

PRODUCT CODE 51445

SPECIFICATIONS

Suitable For	VES-75K
Dimensions (WxHxD)	170 mm x 372 mm x 50 mm
Weight	1.4 kg
Material	Zincanneal steel
Finishes	Powder coated, matte, dark grey
Environment	Indoor and outdoor
Intercom Mounting Holes	6 x M3 threaded holes
Intercom Fixings	6 x M3 CSK stainless steel hex (included with purchase of backbox)
Cable Entry	Drill or cut at installation



SWE-13



SWE-14

SURFACE MOUNT BACKBOX SWE-13/SWE-14

PRODUCT CODE 60716, 60717

SPECIFICATIONS

Suitable For	VMS-750 (SWE-13) VMS-750 with JHS-1 (SWE-14)
Dimensions (WxHxD)	274 mm x 165 mm x 35 mm (excluding VMS-750 mounting tabs) (SWE-13) 334 mm x 165 mm x 35 mm (excluding VMS-750 mounting tabs) (SWE-14)
Weight	0.6 kg (SWE-13) 0.7 kg (SWE-14)
Material	Zincanneal steel
Finishes	Powder coated, matte, dark grey
Environment	Indoor use only
Intercom Mounting Holes	1 x M3 threaded hole
Intercom Fixings	1 x M3 CSK black machine screw (included with purchase of backbox)
Cable Entry	214 mm x 115 mm cut out (SWE-13) 273 mm x 115 mm cut out (SWE-14)



DMS-1




DMS-2

DESK MOUNT KIT DMS-1/DMS-2

PRODUCT CODE 51400, 51461

SPECIFICATIONS

Suitable For	VMS-750 (DMS-1) VMS-750 with JHS-1 (DMS-2)
Dimensions (WxHxD)	267 mm x 156 mm x 88 mm (DMS-1) 327 mm x 156 mm x 88 mm (DMS-2)
Weight	0.4 kg (DMS-1) 0.5 kg (DMS-2)
Material	Electro gal
Finishes	Powder coated satin black
Environment	Indoor use only
Intercom Mounting Holes	1 x M3 threaded hole
Intercom Fixings	1 x M3 CSK black machine screw (included with purchase of kit)
Cable Entry	100 mm x 88 mm cut out



SRH-2

RAINHOOD SRH-2

PRODUCT CODE 51190

SPECIFICATIONS

Suitable For	VES-741/VSL-x4xW+ series
Dimensions (WxHxD)	138 mm x 296 mm x 135 mm
Weight	1.7 kg
Material	316 stainless steel
Finishes	Linish
Environment	Outdoor
Intercom Mounting Holes	6 x M4 threaded hole
Intercom Fixings	6 x M4 security torx screws (included with purchase of backbox)

SYSTEM SPECIFICATIONS

SYSTEM CAPACITY

Intercom Stations	Unlimited*
Master Stations	Unlimited*
Stored Announcements	Unlimited*
Call Queue Size	Unlimited*
Groups	Unlimited*
Simultaneous Conversations	Unlimited*
Audio Communication Between any endpoint	Yes +
Auxiliary Channels	16 (typically up to 4 live captured sources)

AUDIO CHARACTERISTICS

Frequency Response	200 Hz - 7 kHz \pm 3 dB
Transmission Format	Real-Time Transport Protocol (RTP) Streaming
Digital Audio Format - Voice	A-law compressed PCM 16 kHz sampling rate
Audio Streaming Bandwidth	128 kb/s one way, 256 kb/s full duplex
Acoustic Echo Cancellation	Yes

VIDEO CHARACTERISTICS

Multi-Standard Video Codec	MPEG-4 part 2, simple profile; H.264 baseline profile; H.263 part 3
Video Streaming Bandwidth	500 kb/s - 6 Mb/s

CALL HANDLING

Call Topologies	Intercom/hierarchical/peer/public address/zoned
Call Priorities	256 priority levels
Call Features (Basic)	Auto-answer, hold, forward, diversion, directory, group call, caller-ID, bridged call appearance
Call Features (Specialised)	Isolate nuisance callers, covert monitor, dynamic group call, stored announcements, master call, remote mode, priority queuing, selective answer of call waiting

NETWORK

Addressing	TCP/IP IPV4, static or dynamic (DHCP)
Interface Media	IEEE 802.3 10/100 Mb/s Ethernet
Standards	IEEE802.1P LAN Layer 2 prioritisation IEEE802.1Q Virtual LAN RTP - Real-Time Transport Protocol (RFC3550/3551) TOS - IPV4 Type of Service (RFC791) DTMF - RTP payload for DTMF digits (RFC2833) Multicast - IP Multicasting (RFC1112) Diffserv - Differentiated Services (RFC2474/2475) NTP - Network Time Protocol (RFC1305) IGMPv2 - Internet Group Management Protocol v2 (RFC2236) DHCP - Dynamic Host Configuration Protocol (RFC1531)


CABLING

Power Input/Ethernet	4 pair UTP CAT-5/5e/6, multi-strand, 24 AWG - max. 100m
-----------------------------	---

*Dependent on server configuration and network bandwidth

+Dependent on system configuration and permissions granted






COOK LOBBY TWO

4821	4822		
4721	4722		
4621	4622	4623	
4521	4522	4523	4524
4421	4422	4423	4424
4321	4322	4323	4324
4221	4222	4223	4224
4121	4122	4123	

IN CASE OF EMERGENCY
 Office Hours: Phone 3254 4388
 All other times: 0411 446 396

ADDITIONAL RESOURCES



p | +61 7 3846 8400
 e | sales@jacques.com.au
 www | jacques.com.au

