













Elements & Modalities

Elements = Temperament of the Sign

- **Fire - Identity & Energy/Action**
- **Earth - Stable & Productive**
- **Air - Communicative & Objective**
- **Water - Emotional & Sensitive**

		POLARITY			
		YANG		YIN	
ELEMENT		FIRE	AIR	WATER	FIXED
QUALITY	CARDINAL	 Aries	 Libra	 Cancer	 Capricorn
	FIXED	 Leo	 Aquarius	 Scorpio	 Taurus
	MUTABLE	 Sagittarius	 Gemini	 Pisces	 Virgo

ELEMENTS IN A CHART

- **Dominant Fire:** energetic, active, enthusiastic, passionate and need to express ones' self; impulsive, take the initiative, and tend to be extroverted and outgoing.
- **Dominant Earth:** practical, stable and place importance on security; patient, industrious, strong willed and able to apply themselves toward long range goals.
- **Dominant Air:** communicative, intelligent, like to deal on a mental plane, quickly grasp ideas, can speak or write effectively and have a rational view point.
- **Dominant Water:** emotional, intuitive, sensitive to surroundings and other people; creative, good powers of imagination, empathetic and a person of hidden depths.
- **Deficient Fire:** may have difficulty putting ideas into action, may not tend to promote yourself aggressively, and may wait to be motivated by outward circumstances and other people.
- **Deficient Earth:** you may be impractical, have trouble holding onto money, lack the ability to work hard and tend to grow impatient if the results of effort are too long coming.
- **Deficient Air:** you may have difficulty expressing exactly what you want to say, there may be misunderstandings or crossed wires in communicating; you may not be too interested in abstract ideas or intellectual pursuits.
- **Deficient Water:** implies you may not have a lot of sensitivity to other people's feelings, you may tend towards selfishness or be self-oriented and you may have difficulty expressing emotion and keep feelings bottled up.

Modalities = Mode of Behavior

- **Cardinal - Initiative / Begin**
- **Fixed - Stable & Tenacious / Maintain**
- **Mutable -Flexible / Adapt**

MODALITIES IN A CHART

CARDINAL: Your dominant quality is *cardinal* which indicates you are open to change, you have an emphasis on action, you may try and change the environment, and you project yourself onto surroundings. If your chart is weighted in cardinal it also indicates you may be restless, impatient, or domineering.

If your chart has too little *cardinal* you may lack initiative.

FIXED: Your dominant quality is *fixed* which indicates you can be single-minded in pursuits, resistant to change, and not easily swayed. You may try to mold environment to the will. If your chart is weighted with *fixed* quality, you are likely to be stubborn, rigid, tyrannical or afraid of change in life.

If your chart has too little *fixed* you may have little endurance or stability.

MUTABLE: Your dominant quality is *mutable* which indicates you are changeable and flexible, mentally explorative, emphasis on intellectual activity and adaptable to your environment. If your chart is weighted in *mutable* you are likely to be vacillating, unreliable, or unable to accept responsibility.

If your chart has too little *mutable* you may lack adaptability.