



# DeckBox RC Ply Lid



## Made to measure

- ✔ Manufactured to customer dimensions.
- ✔ Any width, length, and depth.
- ✔ Other shapes available: Round, Tapered, L-Shape, Polygon, Plumb Hole...



## Easy to use

- ✔ Delivered to site ready to install.
- ✔ Etched with box dimensions
- ✔ Reduces waste removal from site.



## Off-site manufacture

- ✔ Manufactured & assembled in a factory environment.
- ✔ Structural ply lid with 20mm side rebates; flat sides accommodated to go against walls where required.



## No breaking out

- ✔ Perforations in the steel allow grout to penetrate, providing a profiled key for infill to bond to.
- ✔ Saves PM and labour time on site.
- ✔ No breaking out, no scabbling.



Please allow  $\pm 1\text{mm}$  tolerance

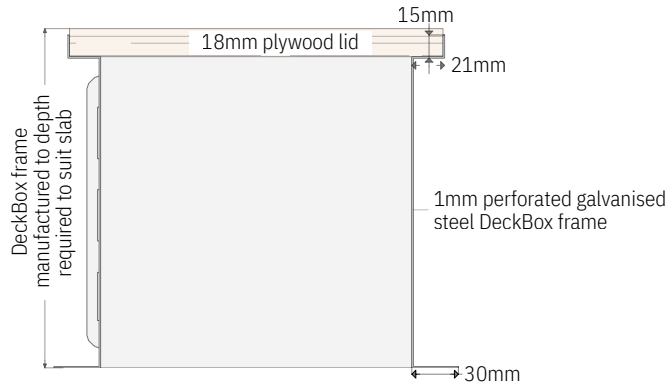


**FIRST FIX**  
FORMWORK

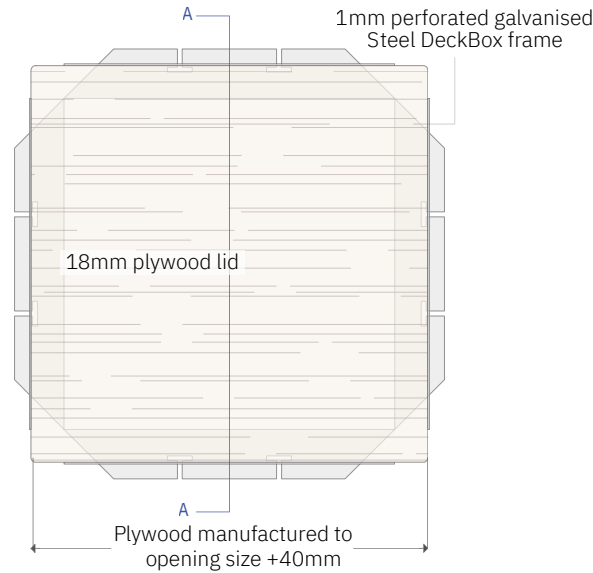


firstfixformwork.co.uk

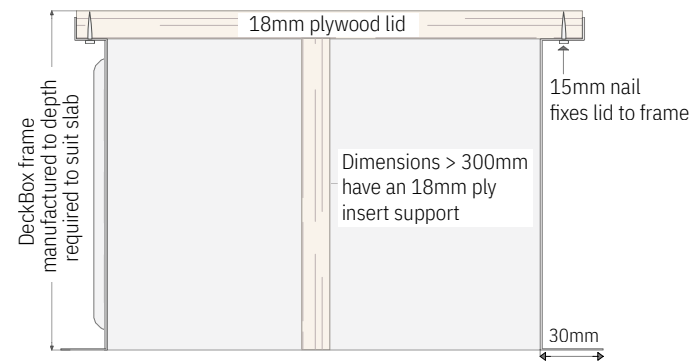
**DeckBox  
View A-A**



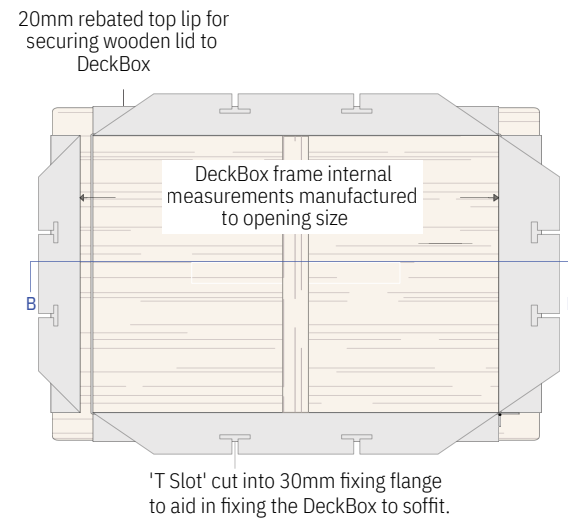
**DeckBox  
Top View**



**DeckBox  
View B-B**



**DeckBox  
Bottom View**



# DeckBox RC

## Technical Information

### Manufacture

Deck Box frames are galvanised mild steel of European Standard EN10142:2000, coated with zinc by hot-dip processes (Galvatite Z), including iron-zinc alloy (Galvatite ZF). The hot-dip coatings may contain up to 0.002% lead or up to 0.12% antimony. Lids and any support inserts are 18mm structural plywood. Datasheets for steel and ply are available on request and from the website.

### Personal Protection

Suitable protective clothing covering all exposed body parts should be worn. Equipment, such as safety spectacles, and cut-resistant gloves, should be worn when handling the metal frames.

### First Aid

Steel frame skin and eye contact: Possible cuts from steel edges. Treat as other cuts; if required, seek medical attention.

 Please allow  $\pm 1\text{mm}$  tolerance

