



Updated Turban Pattern

Right side   Wrong Side

1. Place pattern pieces on fabric, noting the direction of most stretch, with long straight edge on the fold. The turban band may be cut in either direction (with printed fabric, consider which looks best). Figure 1

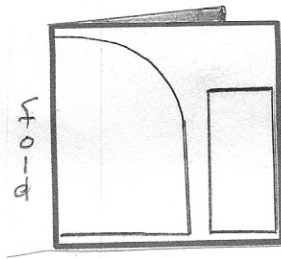


Figure 1

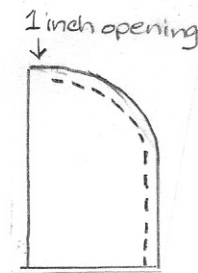
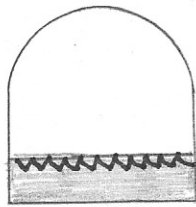
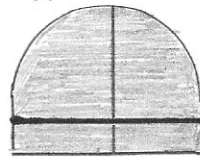


Figure 2

2. Beginning 1 inch from the fold, sew down the curved edge, with a straight stitch, backstitching at each end (Figure 2)
3. Turn up the bottom edge of the turban 2 1/2 inches and sew close to the raw edge with a zig-zag stitch. The turn the edge up 1 - 1 1/2 inches to form a cuff. (Fig. 3A) Where the seam of the turban is, "stitch in the ditch" (right on top of the seam) to tack the hem in place. Tack on the opposite side also. (Figure 3B)




zig zag stitch



3A

stitch to tack



3B

4. Fold the band lengthwise, right sides together and stitch a 1/4" seam. (Figure 4) Turn inside out and press lightly with the seam in the middle of the back side.



Figure 4

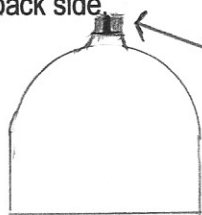
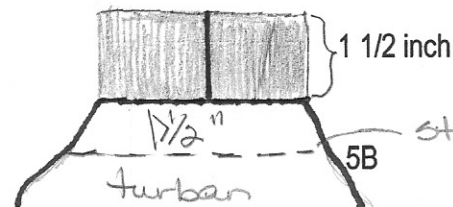


Figure 5A

Seam
Tuck band in here ↓ Stitch across



1 1/2 inch

1/2"

turban

stitching line

5B

5. With the turban wrong side out, fold in half with the seam at center back. Insert about 1 1/2 inches of the band into the opening so it sticks out the top. (5A) The seam in the center of the band should be facing you. Hold securely stitch across the band, catching the edges of the opening. (Figure 5B)

6. Bring the rest of the band around the cuff and align the short end of the band with the longer piece. Match so that there is about 2 inches of the unstitched end as excess. Stitch the two together then trim off the 2 inches. (This may seem confusing but having a very short band to match ends together is difficult to sew, stitching and then cutting off the excess is a simpler task. (Figure 6)

7. Turn the turban right side out and arrange the bunched up fabric inside the band so it "gathers up" evenly. If you choose to decorate your turban with a pin, you can secure the fastener through the band and the turban, which keeps the bunched up fabric distributed nicely.



— cut excess

stitch here