

DESIGN FIRST.

Pro
dw
ct
Book
—

fit interiors

DESIGN FIRST.

Il buon design è innovativo
Good design is innovative

Il buon design rende un prodotto utile
Good design makes a product useful

Il buon design è estetico, bello
Good design is aesthetic

Il buon design dura nel tempo
Good design is long-lasting

Il buon design è amico dell'ambiente
Good design is environmentally-friendly

Il buon design è il meno possibile
Good design is as little design as possible

Dieter Rams

Designed and produced in Italy

Ogni nazione ha il suo marchio distintivo che caratterizza i propri prodotti e li fa risaltare per le loro caratteristiche esclusive. È così che il Made in Italy è sinonimo di eccellenza della creatività e della maestria. Uno dei settori dove questo è riconosciuto come valore consolidato e indiscutibile è il settore dell'interior design. Fit Interiors opera in questo settore, ormai da diversi anni, attraverso una propria struttura manifatturiera e produttiva in Italia, nello stabilimento di Longiano, in Emilia Romagna. Nata nel 1978 come azienda di produzione di mobili, negli anni successivi ha creato una struttura commerciale con la nascita del brand e la commercializzazione dei suoi prodotti. Oggi è leader nel mercato dell'arredamento per palestre, centri benessere, SPA e più in generale nelle aree di ricevimento e spogliatoio per hotel, aziende, cliniche, ospedali, università e scuole. Il suo obiettivo è quello di portare in tutto il mondo l'eccellenza del design e della qualità produttiva italiana in questi settori, con un'attenzione particolare ad ogni necessità di personalizzazione dell'utente.

Each country has its own distinctive brand that characterises its products and makes them stand out for their exclusive characteristics. This is how Made in Italy is renowned for excellence in creativity and craftsmanship. And most definitely so, in the field of interior design. Fit Interiors has been active in this business for many years now, with its factory located in Longiano, Italy. Founded in 1978 as a general furniture manufacturer, the company then created a sales structure, and started marketing its products under the Fit Interiors brand. Today, it is a leading brand in health club and spa decoration, and more generally, in reception area and changing room furniture for hotels, corporate, clinics/hospitals, schools/universities. Our mission is to spread Italian design and production excellence everywhere, with specific focus on customisation and personalisation.

32
Nazioni
Nations

più di / more than
2000
Installazioni
Installations

ultimi 5 anni / più di
past 5 years / more than

100.000
armadi
lockers

ultimi 5 anni / più di
past 5 years / more than

1.300.000 mq
pannelli lavorati
worked panels

Al servizio della creatività

At the service of creativity

Non è pensabile innovare ignorando il contributo del design. Il design riveste un'importanza fondamentale, contribuendo allo sviluppo di qualunque tipo di azienda, influenzando la sua immagine verso l'esterno, il valore del marchio, e ovviamente creando opportunità di business. Per questo, per realizzare un oggetto o sviluppare un progetto è importante saper coniugare la sapienza artigianale e i processi produttivi evoluti e tradizionali in maniera sinergica. Questa interazione sarà tanto più virtuosa, nel momento in cui il consumatore si trova nella posizione di capire, comprendere e apprezzare l'eccellenza di una realizzazione, individuando in essa un senso di unicità ed esclusività sia in termini di forma, ma soprattutto in termini di qualità della realizzazione. L'esperienza, le capacità, la cultura del progetto di Fit Interiors messa al servizio della creatività, degli architetti, degli interior designer e dei clienti, è garanzia che il pensiero o l'idea sarà sviluppata con precisione e cura, in modo da corrispondere alle aspettative del progettista e della committenza.

Innovation does not happen without design. Design is a cornerstone, which boosts any company's development. It affects the image a company projects of itself, the value of its brand. Ultimately, it creates business opportunities. For this reason, in order to create an object or to develop a project, you have to be able to create a synergy of craftsmanship and state-of-the-art production processes. This interaction is successful when the consumers are able to understand and value the uniqueness and exclusivity of an excellent finished product. Fit Interior's experience, capability and project focus are at the service of creativity. They are tools in the hands of architects, interior designers, and clients, ensuring their concepts and ideas will carefully be turned into furniture, so as to match designers and clients' expectations.



Insieme per il successo del progetto

Together for a successful project

Quando si realizza un'opera complessa o più semplicemente costituita da molti elementi, e spesso i più diversi, dobbiamo partire dal presupposto che alcuni possibili errori potrebbero essere commessi, per cui occorre impostare il progetto e il lavoro in modo da ridurre al minimo le probabilità di errore in primo luogo, o i suoi effetti una volta che esso sia verificato. Pertanto per la riuscita di una idea, di un progetto, o anche per la creazione di un semplice oggetto, è importante che tutte le componenti (designer, tecnici e artigiani) collaborino per ridurre il più possibile gli errori e lavorare insieme per raggiungere l'obiettivo comune che è il successo del progetto. Perché il successo di tutti sarà anche il successo del cliente, che potrà intraprendere o sviluppare la propria attività con la tranquillità di aver gettato solide basi per il proprio business. Per raggiungere questo obiettivo, Fit Interiors è in grado di offrire un servizio chiavi in mano sia al cliente che al progettista, attraverso la consulenza, l'assistenza, il supporto alla messa in opera e soprattutto attraverso il suo punto di forza che è la produzione di tutto quanto è necessario per la realizzazione dell'opera.

The making of a complex and diverse object or project always entails the possibility of error. Therefore, it is crucial to create the right conditions to avoid mistakes in the first place, and to reduce and contain their effects, if they do occur. So, for the success of an idea, a project, or even a simple object, all the players involved (architects, technicians, craftsmen), must cooperate closely, to prevent errors. These players must work as a team, to achieve their common goal of a successful project. Because their success will also be the client's. The latter will be able to start or develop his business, with the confidence of one who knows he is standing on solid ground. With this goal in mind, Fit Interiors provides clients and architects with a turnkey service, based on expert advice, assistance, installation, and of course the in-house manufacturing of all the items needed to create the result.

DESIGN FIRST.

Index

11

Banconi
Reception
e Bar
Reception
and Bar
Counters

33

Armadi
e Mobili
Lockers
and
Furniture

103

Panche
Divani
e Pouf
Benches
Sofas
and
Pouf

135

Sedie
Tavoli
e Vasi
Seatings
Tables
and
Vases

151

Specchi
Mensole
e Lavelli
Mirrors
Shelves
and
Sinks

191

Box
Doccia
e Toilet
Shower
and Toilet
Cubicles

203

The
Swatch
Book

12

Vega



14

Square



16

Alpha



18

Vector



20

Nordic



22

Uniko



24

Universal



26

Metropolis



28

Vemo



29

Mobi



Banconi Reception e Bar Reception and Bar Counters

Vega

arch. Alessio Cuzzolin



Bancone modulare in MFC e laminato con luci LED.
Modular counter made of MFC and laminate with LED lighting



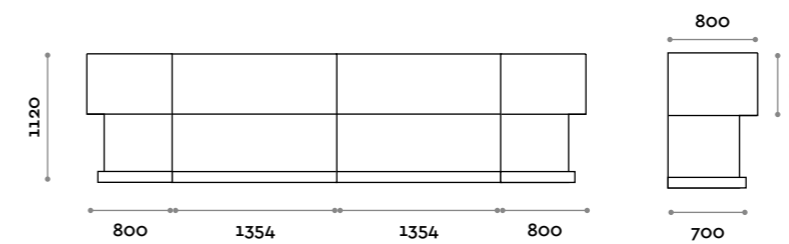

Struttura / Structure

Finiture
Finishes

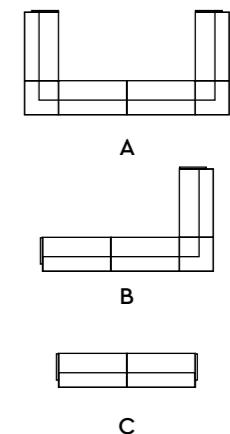


Piano di lavoro / Worktop

Finiture
Finishes



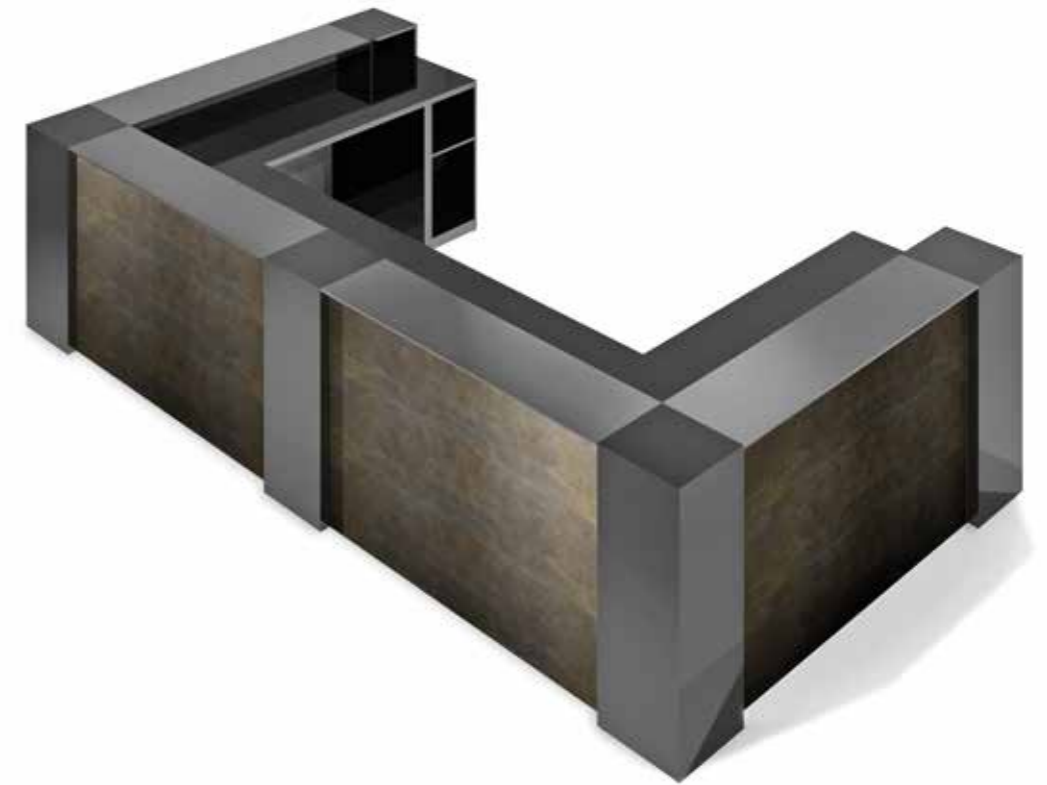
Alcune possibili combinazioni Possible compositions



Square



Bancone modulare in MFC e laminato con luci LED.
Modular counter made of MFC and laminate with LED lighting



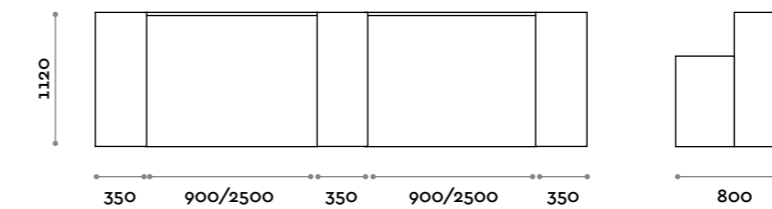
Struttura / Structure

Finiture
Finishes

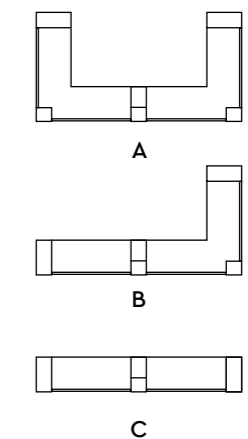


Piano di lavoro / Worktop

Finiture
Finishes



Alcune possibili combinazioni Possible compositions



Alpha



Bancone modulare in MFC con luci LED.
Modular counter made of MFC with LED lighting



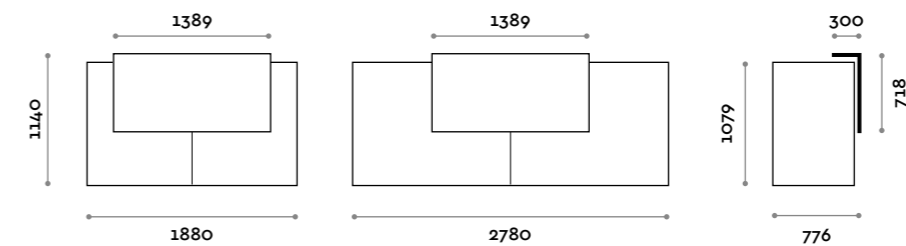
Struttura / Structure

Finiture
Finishes

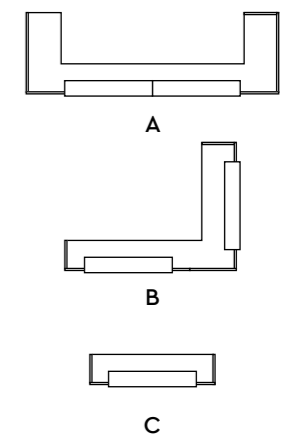


Piano di lavoro / Worktop

Finiture
Finishes



Alcune possibili combinazioni Possible compositions



Vector



Bancone modulare in MFC con luci LED.
Modular counter made of MFC with LED lighting



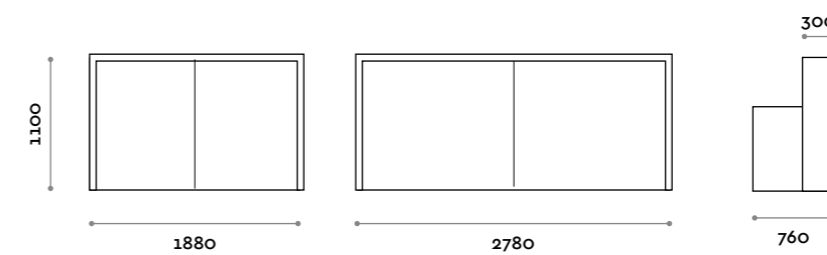
Struttura / Structure

Finiture
Finishes

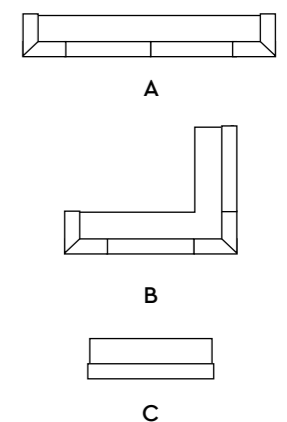


Piano di lavoro / Worktop

Finiture
Finishes



Alcune possibili combinazioni
Possible compositions




Nordic

Alberto Manzoni



Bancone modulare con doghe in massello di frassino, struttura in MFC sp.18 mm. Top, piano e fascia inferiore sp.36 mm, con led a luce naturale 4000 k°. Piano di lavoro con n°2 passacavi in metallo.

Modular counter with solid ash slats, MFC structure 18 mm thickness. Top, worktop and lower band 36 mm thickness with 4000k natural white LED light. Worktop has 2 metal cable glands.



Struttura / Structure

Finiture
Finishes



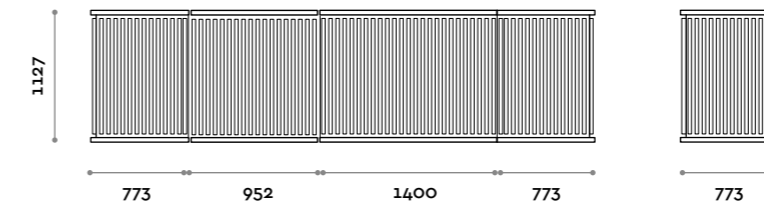
Piano di lavoro / Worktop

Finiture
Finishes

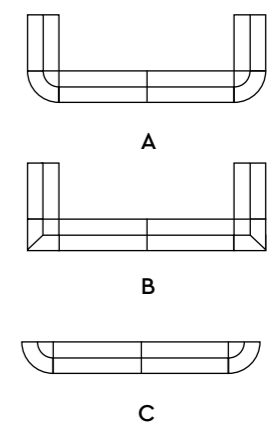


Doghe / Slats

Massello frassino
Solid ash wood



Alcune possibili combinazioni Possible compositions



Uniko

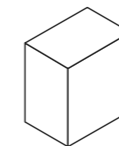
arch. Franco Scaglia



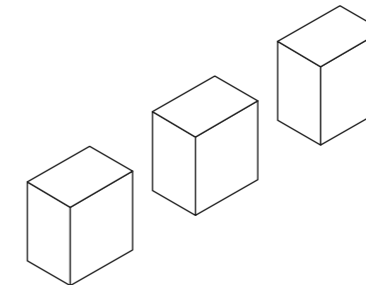
Bancone singolo o multiplo in MFC, rivestito in materiali diversi e luci LED in basso. Elemento basso di giunzione in lamiera di acciaio piegata da 3 mm, con trattamento cataforesi.
 Single or multiple counter, made of MFC in various materials, with LED lights at the bottom. Low junction element in 3 mm bent metal sheet, with cathaphoresis treatment.



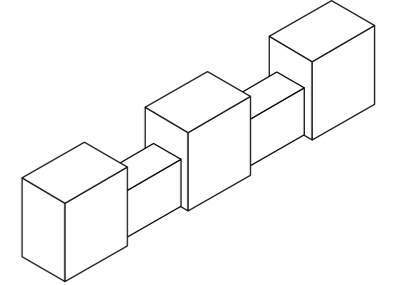
Singolo / Single



Multiplo e separato / Multiple and separate



Multiplo e unito / Multiple and united



Bancone / Counter

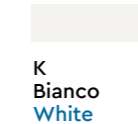
Finiture
Finishes



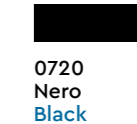
Metallo
Metal



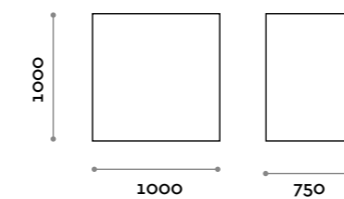
Krion



Fenix



UNIKO




Retro / Back



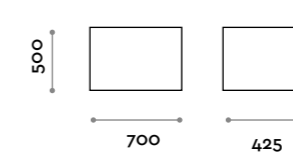
Elemento di giunzione / Junction cabinet

Acciaio
Steel



UNIKOL

Elemento basso di giunzione
Low junction cabinet



Universal



Banco Reception realizzato con struttura in MFC/multistrati rivestita da laminato Fenix o da lastra ceramica con finitura marmo naturale. Quest'ultimo materiale ha una superficie igienica idonea anche al contatto con alimenti, resistente a funghi e muffe e alle macchie. Led a luce naturale 4000°k che illumina lo zoccolino.

Reception counter with MFC/plywood structure covered with Fenix laminate or covered with ceramic slab with natural marble finish, the material has a hygienic surface suitable for food contact, resistant to fungus and mould and stains. Natural LED light 4000K for the skirting board.



Rivestimento / Covering

Ceramica
Ceramic



Calacatta
Gold
polished



Noir Desir
polished

Fenix



0032
Bianco
White



0720
Nero
Black



0724
Grigio
Grey

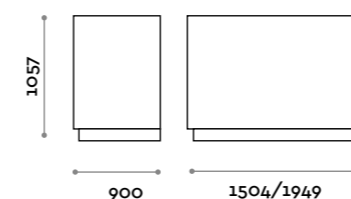
Piano di lavoro / Worktop

Finiture
Finishes

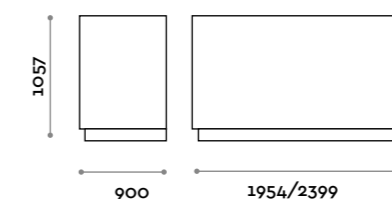


Antracite
Anthracite

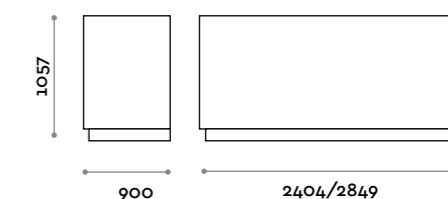
UNIVERSAL 150-20
UNIVERSAL 150F-20 (Fenix)



UNIVERSAL 200-20
UNIVERSAL 200F-20 (Fenix)



UNIVERSAL 250-20
UNIVERSAL 250F-20 (Fenix)



Metropolis

Alberto Manzoni



Bancone realizzato con struttura e piano lavoro in nobilitato da 36 mm rivestito in laminato. Bancalina decorativa composta da trave HEA in ferro (lunghezza max 2000 mm).

Reception counter with laminated and MFC structure 36 mm thickness, with central top consisting of iron HEA beam (max. length 2000 mm).



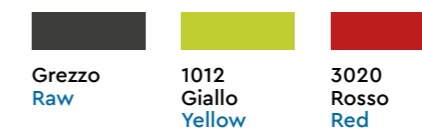
Struttura e piano di lavoro
Structure and worktop

Finiture
Finishes

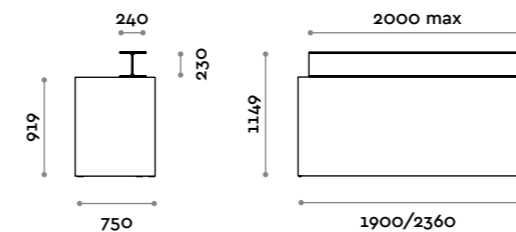


Top / Top

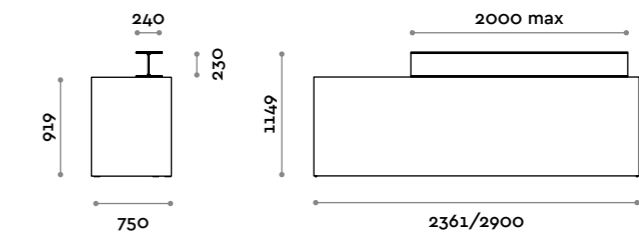
Ferro
Iron



METROPOLIS-20



METROPOLIS L-20



Vemo

Mobili per interno reception con ripiani, ante e cassetti in MFC. Zoccolo in tre colori: argento, nero, bianco.

Furniture for inside-counter, with shelves, doors and drawers in MFC. Skirting board in three colors: silver, black, white.

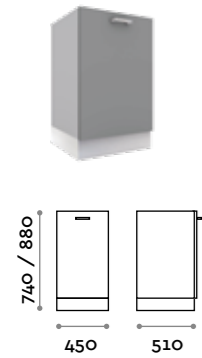
Ante, cassetti, cassa / Doors, drawers, frame

Finiture
Finishes



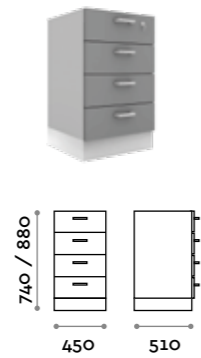
VEMO1-20

Mobile interno ad 1 ante con ripiano mobile, apertura ante dx e sx su richiesta
Inside-counter unit, 1 door and removable shelf, opening on left or right on request



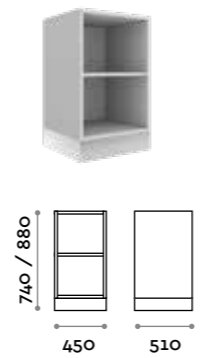
VEMO2-20

Mobile interno con 4 cassetti (il primo con chiave)
Inside-counter unit, 4 drawers (top drawer with key lock)



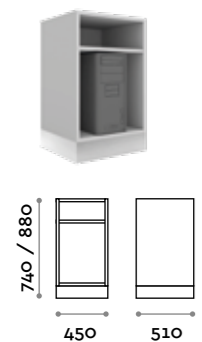
VEMO3-20

Vano a giorno con 1 ripiano mobile
Open unit with 1 removable shelf




VEMO3PC-20

Vano a giorno con 1 ripiano mobile
Open unit with 1 removable shelf



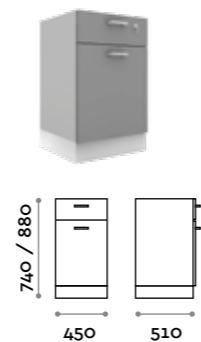
VEMO4-20

Mobile interno 1 ante estraibile (incluso bidone)
Inside-counter unit, pull-out door (with waste bin)



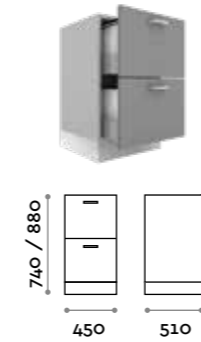
VEMO5-20

Mobile interno con 1 cassetto (con chiave) e 1 ante. Apertura ante destra e sinistra su richiesta
Inside-counter unit, 1 drawer with keylock) and one door, opening on left or right on request



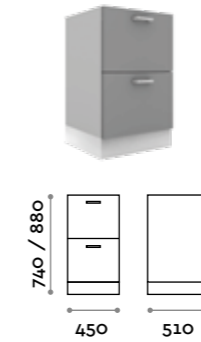
VEMO6-20

Mobile portacartelline con 2 cassetti
2-drawer file cabinet



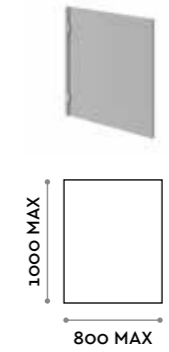
VEMO7-20

Mobile interno con 2 cassetti grandi
Inside-counter unit, 2 large drawers



REPOR

Porta saloon per reception
Swinging door for reception area



Mobi

Mobili per interno reception con ripiani, ante e cassetti in MFC.
Furniture for inside-counter, with shelves, doors and drawers in MFC.

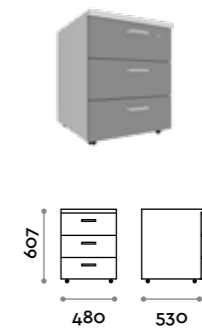
Ante, cassetti, cassa / Doors, drawers, frame

Finiture
Finishes



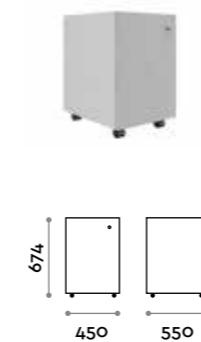
CASR

Cassettiera tre cassetti su ruote con serratura
3-drawer unit on castors, with lock



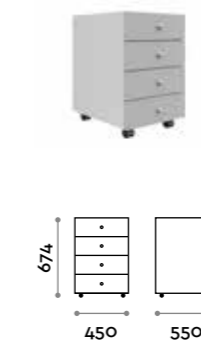
MOBI1

Mobile interno 1 ante su ruote. Apertura ante destra e sinistra su richiesta
Inside-counter unit on castors, one door, opening on left or right on request




MOBI2

Mobile interno 4 cassetti su ruote
Inside-counter unit on castors, 4 drawers



MOBI3

Mobile a giorno su ruote
Open unit on castors



34 Atelier 	40 People 	48 Norma 	54 Next 	58 Factory 
62 Space 	66 Etoile 	72 Division 	78 Master 	82 Athena 
86 Corner 	87 Boise 	88 Systema 	90 Hello 	91 T-Rack 
92 Task 	92 Alter 	93 Vela 	94 Free 	94 Parade 
96 Sign 	98 Accessories 	99 Numbers 	100 Handles 	101 Locks 

Armadi e Mobili Lockers and Furniture

Atelier



Caratteristiche

- Armadietti a colonna singola, altezza totale con lo zoccolo 2170 mm
- Armadio realizzato con pannelli in MFC spessore 18 mm bordati in ABS con colla poliuretanic
- Griglie di ventilazione
- Barra appendiabiti o gancio per vano
- Due grucce appendiabito per vano
- Piedini regolabili
- Cerniere certificate per 80.000 cicli di apertura e chiusura
- Cerniere ammortizzate
- Angolo di apertura dell'anta 155°
- Numero per anta in adesivo resinato con logo Fit Interiors

Opzioni

- Serratura a chiave (con 2 chiavi + braccialetto portachiave numerato) o lucchettabile
- Anta in MFC in varie finiture (vedi The Swatch Book)
- Struttura interna in due colori: antracite o cashmere

Accessori disponibili su richiesta

- Altre tipologie di serratura (meccanica o elettronica)
- Maniglie a scelta tra tutte le tipologie
- Altre tipologie di numero
- Zoccolo in tre colori: argento, nero, bianco
- Portadocumenti
- Specchio
- Cestello portaoggetti
- Presa USB
- Top o top con LED
- Pannelli laterali terminali o pannelli laterali terminali con LED
- Gruccia antifurto in legno

Characteristics

- Single column lockers, height with skirting board 2170 mm
- Locker made of MFC panels thickness 18 mm edged in ABS with poliurethanic glue
- Ventilation grids
- Bar for coat hangers or hook for each compartment
- Two coat hangers for compartment
- Adjustable feet
- Hinges certified for 80.000 opening cycles
- Braked hinges
- Door 155° opening angle
- Number made of PVC with Fit Interiors logo

Options

- Keylocks (with 2 keys + numbered locker key wrist strap) or a padlock system
- Door in MFC panel in various finishes (see The Swatch Book)
- Internal structure in two colors: anthracite or cashmere

Accessories available on request

- Other types of lock (mechanical or electronic)
- Handles to choose from all types
- Other types of number
- Skirting board in three colors: silver, black, white
- Document holder
- Mirror
- Storage basket
- USB socket
- Top or top with LED
- End side panels or end side panels with LED
- Anti-theft wooden hanger

Anta / Door

Finiture
Finishes



THE SWATCH BOOK

Struttura / Structure

Finiture
Finishes



Antracite
Anthracite



Cachemire
Cashmere

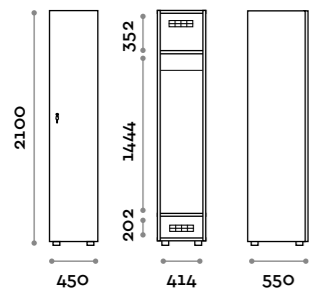
Maniglia / Handle

Lista pag. 100 / List p. 100

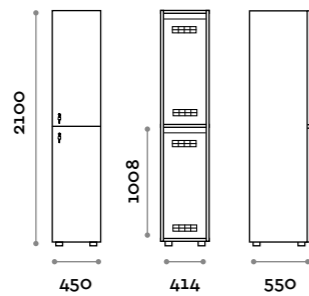
Atelier




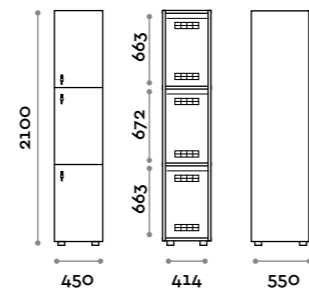
ANB01-19
Singola colonna 1 anta
Single column 1-tier locker



ANB02-19
Singola colonna 2 ante
Single column 2-tiers locker



ANB023
Singola colonna 3 ante
Single column 3-tiers locker



design first

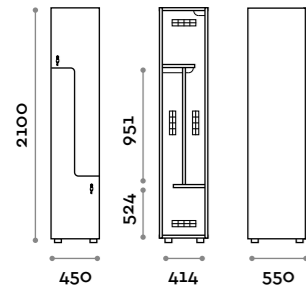
fit interiors

product book

Atelier

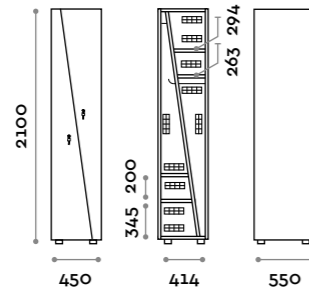
ANB03-19

Singola colonna 2 ante a "L"
Single column locker with
2 L-shaped doors



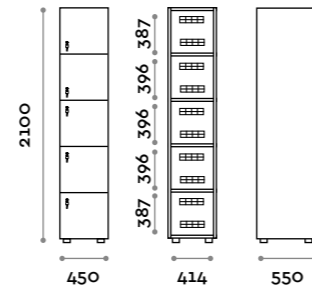
ATR02-19

Singola colonna 2 ante trapezoidali
Single column locker with
2 trapezoidal doors



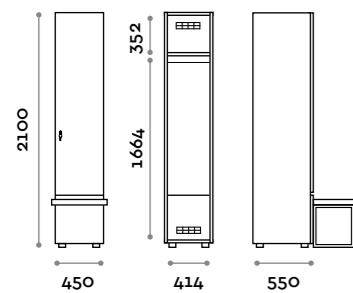
ANB05-19

Singola colonna 5 ante
Single column 5-tiers locker



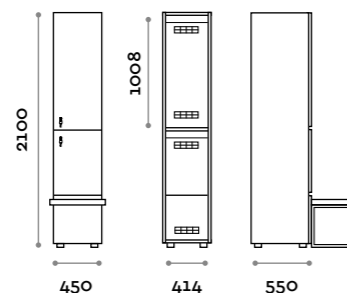
ANB11-19

Singola colonna 1 ante per panca
Single column 1-tier locker,
bench version



ANB12-19

Singola colonna 2 ante per panca
Single column 2-tiers locker,
bench version



People



Caratteristiche

- Armadietti a colonna singola e doppia, altezza totale con lo zoccolo 2170 mm
- Armadio realizzato con pannelli in MFC spessore 18 mm bordati in ABS con colla poliuretanic
- Griglie di ventilazione
- Barra appendiabiti o gancio per vano
- Piedini regolabili
- Cerniere certificate per 80.000 cicli di apertura e chiusura
- Angolo di apertura dell'anta 155°
- Numero per anta in adesivo resinato con logo Fit Interiors

Opzioni

- Serratura a chiave (con 2 chiavi + braccialetto portachiave numerato) o lucchettabile
- Anta in MFC in varie finiture (vedi The Swatch Book)
- Struttura interna in due colori: antracite o cashmere

Accessori disponibili su richiesta

- Cerniere ammortizzate
- Altre tipologie di serratura (meccanica o elettronica)
- Maniglie a scelta tra tutte le tipologie
- Altre tipologie di numero
- Zoccolo in tre colori: argento, nero, bianco
- Grucce appendiabito
- Portadocumenti
- Specchio
- Cestello portaoggetti
- Presa USB
- Top o top con LED
- Pannelli laterali terminali o pannelli laterali terminali con LED
- Gruccia antifurto in legno

Characteristics

- Single and double column lockers, height with skirting board 2170 mm
- Locker made of MFC panels thickness 18 mm edged in ABS with poliurethanic glue
- Ventilation grids
- Bar for coat hangers or hook for each compartment
- Adjustable feet
- Hinges certified for 80.000 opening cycles
- Door 155° opening angle
- Number made of PVC with Fit Interiors logo

Options

- Keylocks (with 2 keys + numbered locker key wrist strap) or a padlock system
- Door in MFC panel in various finishes (see The Swatch Book)
- Internal structure in two colors: anthracite or cashmere

Accessories available on request

- Braked hinges
- Other types of lock (mechanical or electronic)
- Handles to choose from all types
- Other types of number
- Skirting board in three colors: silver, black, white
- Coat hangers
- Document holder
- Mirror
- Storage basket
- USB socket
- Top or top with LED
- End side panels or end side panels with LED
- Anti-theft wooden hanger

Anta / Door

Finiture
Finishes



THE SWATCH BOOK

Struttura / Structure

Finiture
Finishes



Antracite
Anthracite



Cachemire
Cashmere

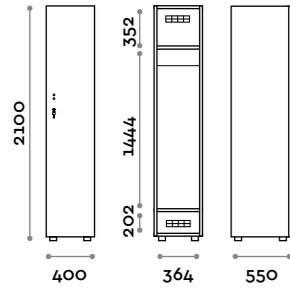
Maniglia / Handle

Lista pag. 100 / List p. 100

People

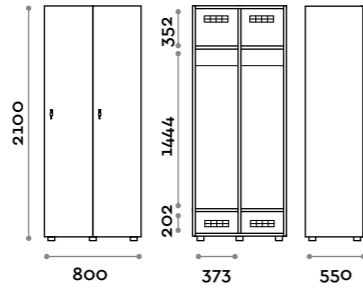
ANB31-19

Singola colonna 1 anta
Single column 1-tier locker



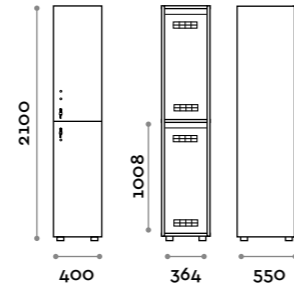
ANB41-19

Doppia colonna 2 ante
Double column 1-tier locker



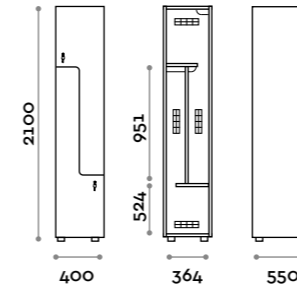
ANB32-19

Singola colonna 2 ante
Single column 2-tiers locker



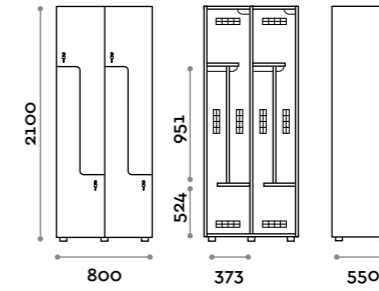
ANB39-19

Singola colonna 2 ante a "L"
Single column locker, 2 L-shaped doors



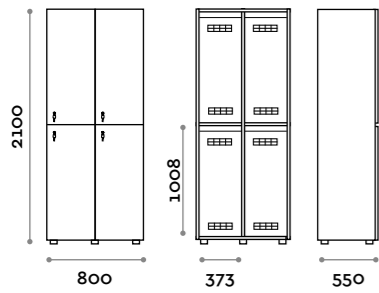
ANB49-19

Doppia colonna 4 ante a "L"
Double column locker, 4 L-shaped doors



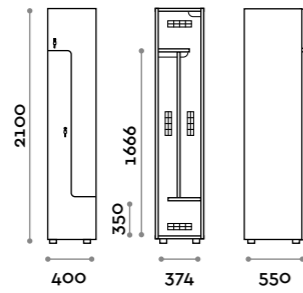
ANB42-19

Doppia colonna 4 ante
Double column 2-tiers locker, 4 doors



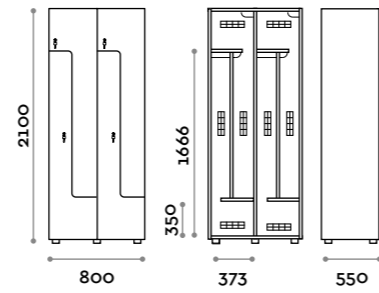
ANB38-19

Singola colonna 2 ante a "L"
Single column locker, 2 L-shaped doors



ANB48-19

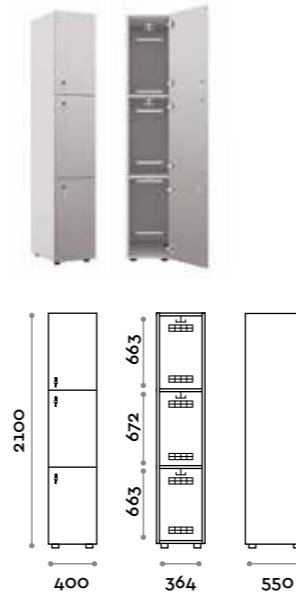
Doppia colonna 4 ante a "L"
Double column locker, 4 L-shaped doors



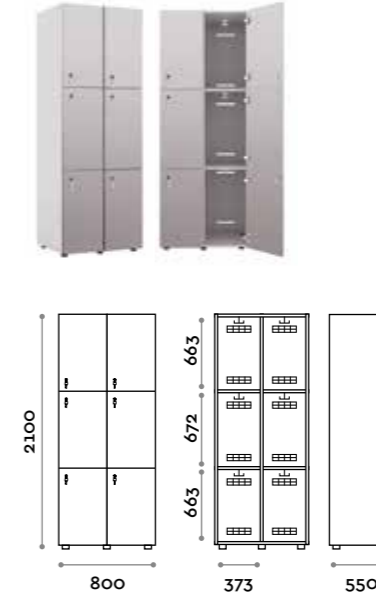
People




ANB323-19
Singola colonna 3 ante
Single column 3-tiers locker




ANB426-19
Doppia colonna 6 ante
Double column 3-tiers locker 6 doors



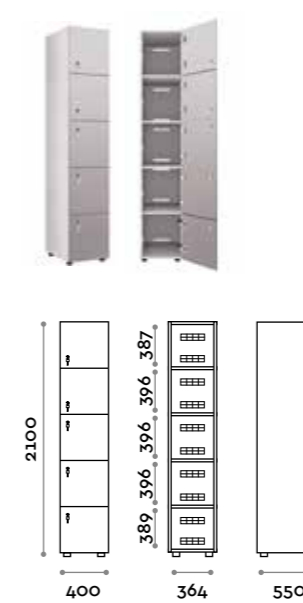
ANB324-19
Singola colonna 4 ante
Single column 4-tiers locker



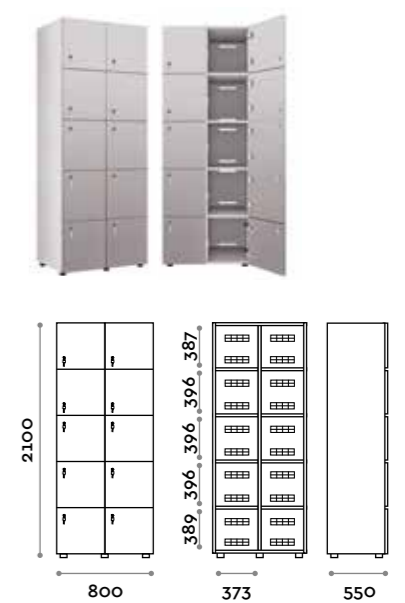
ANB428-19
Doppia colonna 8 ante
Double column 4-tiers locker 8 doors



ANB325-19
Singola colonna 5 ante
Single column 5-tiers locker



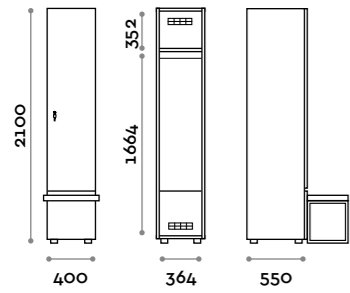
ANB4210-19
Doppia colonna 10 ante
Double column 5-tiers locker 10 doors



People

ANB34-19

Singola colonna 1 ante per panca
Single column 1-tier locker, bench version



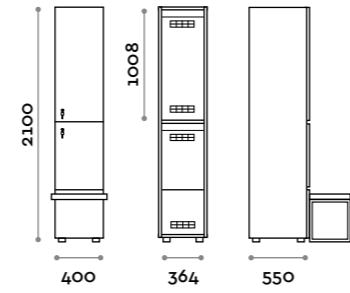
ANB44-19

Doppia colonna 2 ante per panca
Double column 1-tier locker, bench-version, full lenght doors



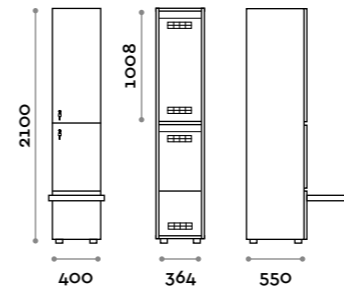
ANB35-19

Singola colonna 2 ante per panca
Single column 2-tiers locker, bench version



SANB35

Singola colonna 2 ante per panca a sbalzo
Single column 2-tiers locker, cantilevered bench version



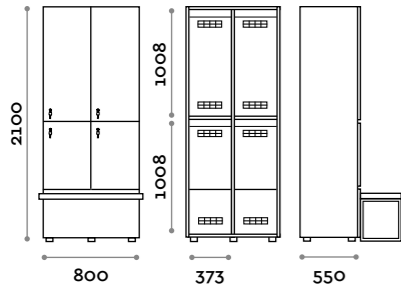
SANB45

Doppia colonna 4 ante per panca a sbalzo
Double column 2-tiers locker, cantilevered bench version, 4 doors



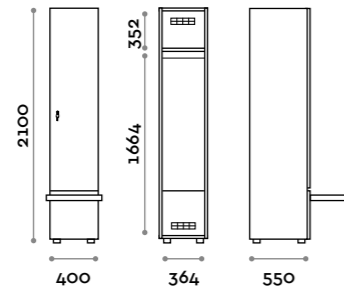
ANB45-19

Doppia colonna 4 ante per panca
Double column 2-tiers locker, bench-version, 4 doors



SANB34

Singola colonna 1 ante per panca a sbalzo
Single column 1-tier locker, cantilevered bench version



SANB44

Doppia colonna 2 ante per panca a sbalzo
Double column 1-tierlocker, cantilevered bench version, full lenght doors



Norma



Caratteristiche generali

- Armadietti a colonna singola, doppia e tripla, altezza totale con lo zoccolo 2170 mm
- Armadio realizzato con pannelli in MFC spessore 18 mm bordati in ABS con colla poliuretanic
- Griglie di ventilazione
- Barra per appendiabiti o gancio per vano
- Piedini regolabili
- Cerniere certificate per 80.000 cicli di apertura e chiusura
- Angolo di apertura dell'anta 155°
- Numero per anta in adesivo resinato con logo Fit Interiors

Opzioni

- Serratura a chiave (con 2 chiavi + braccialetto portachiave numerato) o lucchettabile
- Anta in MFC in varie finiture (vedi The Swatch Book)
- Struttura interna in due colori: antracite o cashmere

Accessori disponibili su richiesta

- Cerniere ammortizzate
- Altre tipologie di serratura (meccanica o elettronica)
- Maniglie a scelta tra tutte le tipologie
- Altre tipologie di numero
- Zoccolo in tre colori: argento, nero, bianco
- Grucce appendiabito
- Gruccia antifurto in legno
- Portadocumenti
- Specchio
- Cestello portaoggetti
- Presa USB
- Top o top con LED
- Pannelli laterali terminali o pannelli laterali terminali con LED

Characteristics

- Single, double and triple column lockers, height with skirting board 2170 mm
- Locker made of MFC panels thickness 18 mm edged in ABS with poliurethanic glue
- Ventilation grids
- Bar for coat hangers or hook for each compartment
- Adjustable feet
- Hinges certified for 80.000 opening cycles
- Door 155° opening angle
- Number made of PVC with Fit Interiors logo

Options

- Keylocks (with 2 keys + numbered locker key wrist strap) or a padlock system
- Door in MFC panel in various finishes (see The Swatch Book)
- Internal structure in two colors: anthracite or cashmere

Accessories available on request

- Braked hinges
- Other types of lock (mechanical or electronic)
- Handles to choose from all types
- Other types of number
- Skirting board in three colors: silver, black, white
- Coat hangers
- Anti-theft wooden hanger
- Document holder
- Mirror
- Storage basket
- USB socket
- Top or top with LED
- End side panels or end side panels with LED


Anta / Door

Finiture
Finishes



Struttura / Structure

Finiture
Finishes



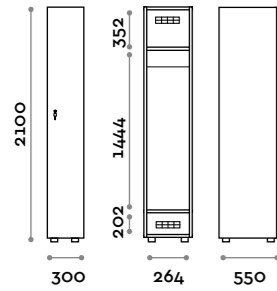
Maniglia / Handle

Lista pag. 100 / List p. 100

Norma

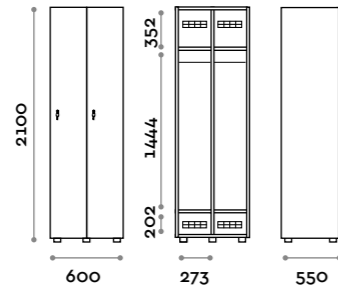
ANB301

Singola colonna 1 ante
Single column 1-tier locker



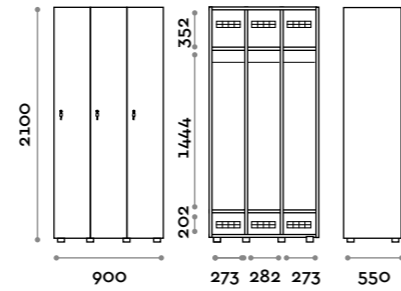
ANB601

Doppia colonna 2 ante
Double column 2-tier locker



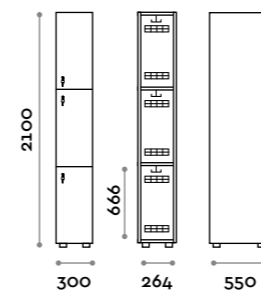
ANB901

Tripla colonna 3 ante
Triple column 1-tier locker



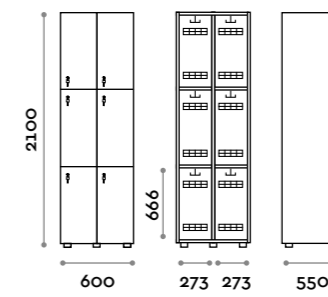
ANB33-19

Singola colonna 3 ante
Single column 3-tiers locker



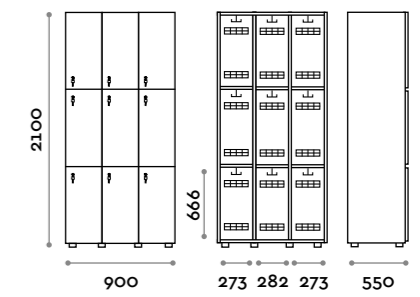
ANB63-19

Doppia colonna 6 ante
Double column 3-tiers locker,
6 doors



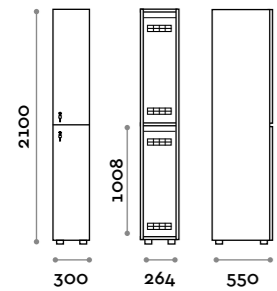
ANB93-19

Tripla colonna 9 ante
Triple column 3-tiers locker,
9 doors



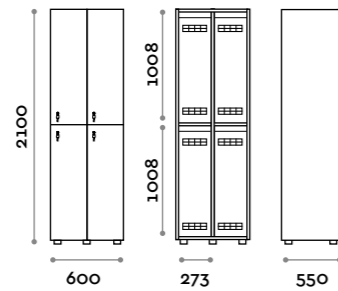
ANB30-19

Singola colonna 2 ante
Single column 2-tiers locker



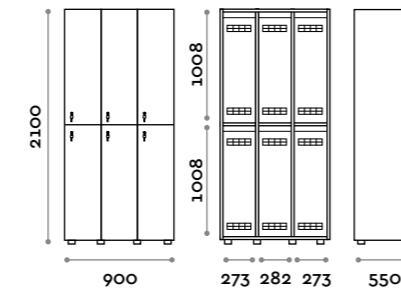
ANB60-19

Doppia colonna 4 ante
Double column 2-tiers locker,
4 doors



ANB90-19

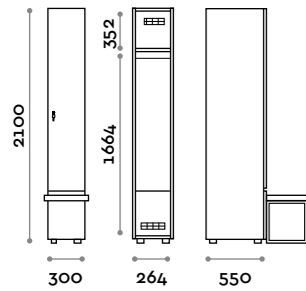
Tripla colonna 6 ante
Triple column 2-tiers locker,
6 doors



Norma

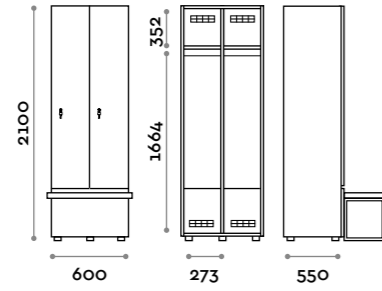
ANB3015

Singola colonna 1 ante per panca
Single column 1-tier locker, bench version



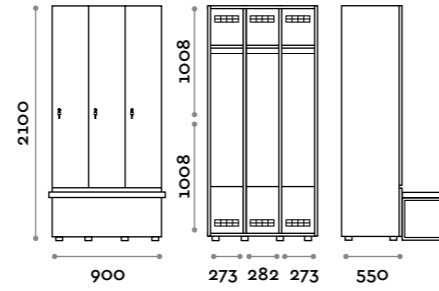
ANB6015

Doppia colonna 2 ante per panca
Double column 1-tier locker, bench-version, full length doors



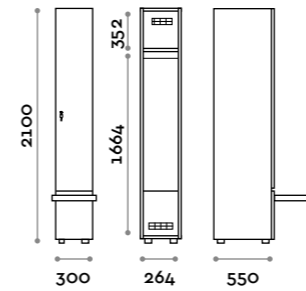
ANB9015

Tripla colonna 3 ante per panca
Triple column 1-tier locker, bench-version, full length doors



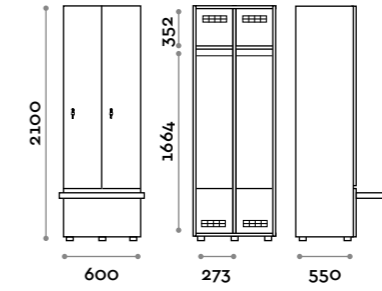
SANB3015

Singola colonna 1 ante per panca a sbalzo
Single column 1-tier locker, cantilevered bench version



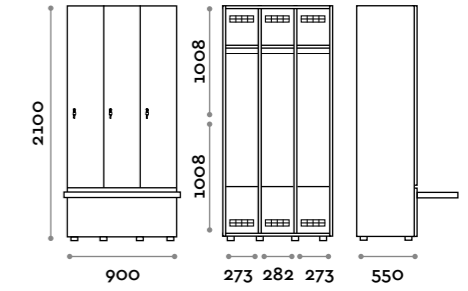
SANB6015

Doppia colonna 2 ante per panca a sbalzo
Double column 1-tier locker, cantilevered bench version, full length doors



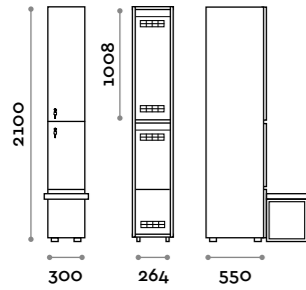
SANB9015

Tripla colonna 3 ante per panca a sbalzo
Triple column 1-tier locker, cantilevered bench version, full length doors



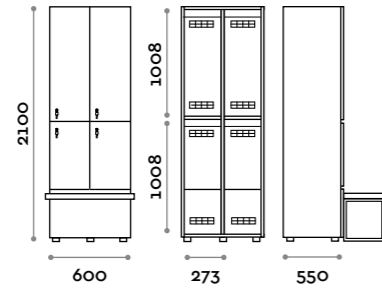
ANB3025

Singola colonna 2 ante per panca
Single column 2-tiers locker, bench version



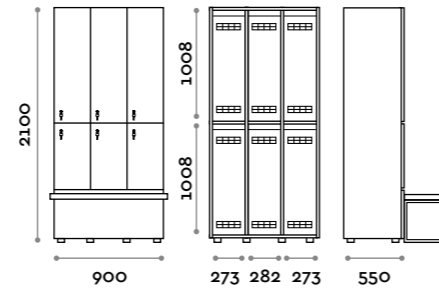
ANB6025

Doppia colonna 4 ante per panca
Double column 2-tiers locker, bench-version, 4 doors



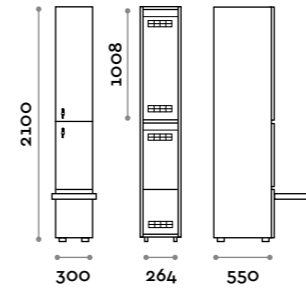
ANB9025

Tripla colonna 6 ante per panca
Triple column 2-tiers locker, bench-version, 6 doors



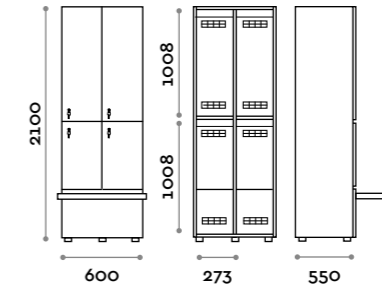
SANB3025

Singola colonna 2 ante per panca a sbalzo
Single column 2-tiers locker, cantilevered bench version



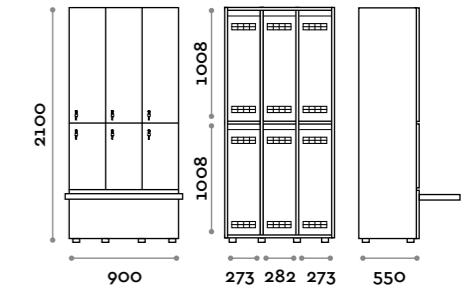
SANB6025

Doppia colonna 4 ante per panca a sbalzo
Double column 2-tiers locker, cantilevered bench version, 4 doors



SANB9025

Tripla colonna 6 ante per panca a sbalzo
Triple column 2-tiers locker, cantilevered bench version, 6 doors



Next

Caratteristiche

- Armadietti a colonna singola e doppia, altezza totale con lo zoccolo 2170 mm
- Armadio realizzato con pannelli in MFC spessore 18 mm bordati in ABS con colla poliuretanica
- Griglie di ventilazione
- Barra appendiabiti o gancio per vano
- Piedini regolabili
- Cerniere certificate per 80.000 cicli di apertura e chiusura
- Cerniere ammortizzate
- Angolo di apertura dell'anta 155°
- Piastrina in metallo (con adesivo sul retro) con numero e logo Fit Interiors, per anta

Opzioni

- Serratura a chiave (con 2 chiavi + braccialetto portachiave numerato) o lucchettabile
- Anta in MFC e laminato in tre finiture
- Struttura interna in due colori: antracite o cashmere

Accessori disponibili su richiesta

- Altre tipologie di serratura (meccanica o elettronica)
- Maniglie a scelta tra tutte le tipologie
- Altre tipologie di numero
- Zoccolo in tre colori: argento, nero, bianco
- Grucce appendiabito
- Portadocumenti
- Specchio
- Cestello portaoggetti
- Presa USB
- Top o top con LED
- Pannelli laterali terminali o pannelli laterali terminali con LED
- Gruccia antifurto in legno

Characteristics

- Single and double column lockers, height with skirting board 2170 mm
- Locker made of MFC panels thickness 18 mm edged in ABS with poliurethanic glue
- Ventilation grids
- Bar for coat hangers or hook for each compartment
- Adjustable feet
- Hinges certified for 80.000 opening cycles
- Braked hinges
- Door 155° opening angle
- Metal plate (with adhesive on the back) with number, Fit Interiors logo, for doors

Options

- Keylocks (with 2 keys + numbered locker key wrist strap) or a padlock system
- Door in MFC and laminate in three finishes
- Internal structure in two colors: anthracite or cashmere

Accessories available on request

- Other types of lock (mechanical or electronic)
- Handles to choose from all types
- Other types of number
- Skirting board in three colors: silver, black, white
- Coat hangers
- Document holder
- Mirror
- Storage basket
- USB socket
- Top or top with LED
- End side panels or end side panels with LED
- Anti-theft wooden hanger

Anta / Door

Finiture Finishes




454
Rose gold

M4522
Stainless
steel

M2052
Copper

Struttura / Structure

Finiture Finishes



Antracite
Anthracite

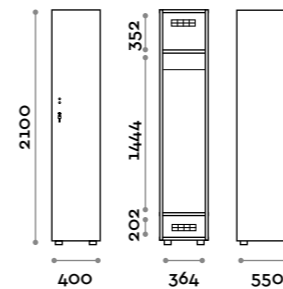
Cashmere
Cashmere

Maniglia / Handle

Lista pag. 100 / List p. 100

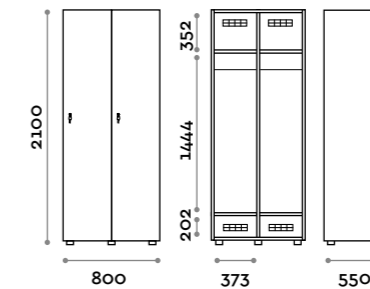
NEXT31

Singola colonna 1 anta
Single column 1-tier locker



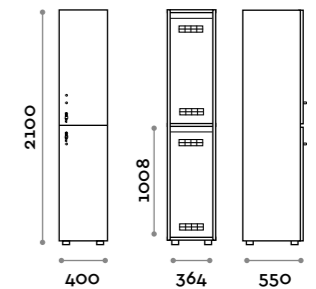
NEXT41

Doppia colonna 2 ante
Double column 1-tier locker



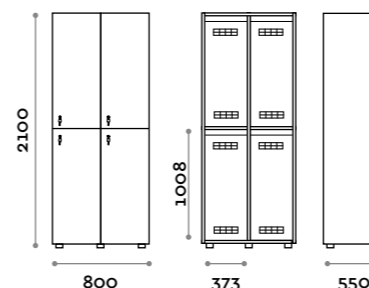
NEXT32

Singola colonna 2 ante
Single column 2-tiers locker



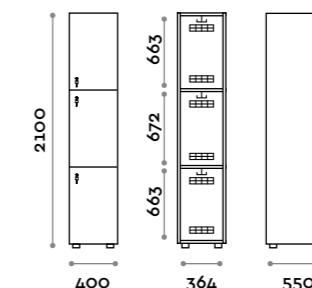
NEXT42

Doppia colonna 4 ante
Double column 2-tiers locker,
4 doors



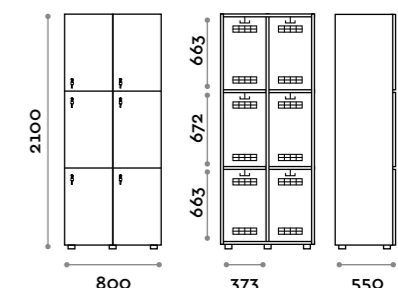
NEXT323

Singola colonna 3 ante
Single column 3-tiers locker



NEXT426

Doppia colonna 6 ante
Double column 3-tiers locker
6 doors



Factory



Caratteristiche

- Armadietti a colonna singola, altezza totale con lo zoccolo 2170 mm
- Armadio realizzato con pannelli in MFC spessore 18 mm bordati in ABS con colla poliuretanic
- Griglie di ventilazione
- Barra appendiabiti o gancio per vano
- Piedini regolabili
- Cerniere certificate per 80.000 cicli di apertura e chiusura
- Cerniere ammortizzate
- Angolo di apertura dell'anta 155°
- Anta con telaio e rete stirata in alluminio, il tutto verniciato dello stesso colore
- Targhetta in metallo con numero perforato
- Maniglia in zama finitura cromo opaco mod. HAN 01
- Due grucce appendiabito

Opzioni


- Serratura a chiave (con 2 chiavi + braccialetto portachiave numerato) o lucchettabile
- Anta termolaccata due colori RAL: bianco e nero
- Anta termolaccata altri colori RAL (minimo 15 armadi)
- Struttura interna in due colori: antracite o cashmere

Accessori disponibili su richiesta

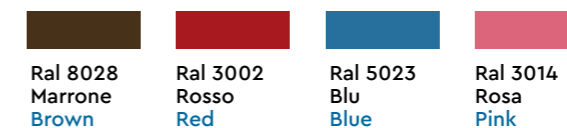
- Zoccolo in tre colori: argento, nero, bianco
- Serratura a combinazione meccanica
- Presa USB
- Pannelli laterali terminali
- Gruccia antifurto in legno

Anta in alluminio (telaio e rete) Door in aluminum (frame and mesh)

Colori Colors



Altri colori (minimo 15 armadi) Others colors (15 lockers minimum)



Struttura / Structure

Finiture Finishes



Maniglia / Handle

HAN 01



Characteristics

- Single column lockers, height with skirting board 2170 mm
- Locker made of MFC panels thickness 18 mm edged in ABS with poliurethanic glue
- Ventilation grids
- Bar for coat hangers or hook for each compartment
- Adjustable feet
- Hinges certified for 80.000 opening cycles
- Braked hinges
- Door 155° opening angle
- Door with frame and expanded mesh in aluminum, painted in the same color
- Perforated number on a stainless steel plate
- Zamak handle in matt chrome mod. HAN 01
- Two coat hangers

Options

- Keylocks (with 2 keys + numbered locker key wrist strap) or a padlock system
- Door powder coated in two RAL colors: white and black
- Door powder coated in others RAL colors (15 lockers minimum)
- Internal structure in two colors: anthracite or cashmere

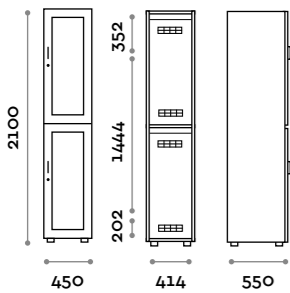
Accessories available on request

- Skirting board in three colors: silver, black, white
- Mechanical combination lock
- USB socket
- End side panels
- Anti-theft wooden hanger

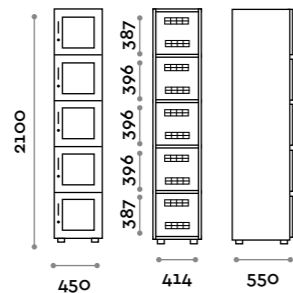
Factory



IND02-20
Singola colonna 2 ante
Single column locker with
2 framed door



IND05-20
Singola colonna 5 ante
Single column locker with
5 framed door



fit interiors — design first

product book 59

Space

arch. Simone Micheli



Caratteristiche

- Armadietti a colonna singola, altezza totale con lo zoccolo 2170 mm
- Armadio realizzato con pannelli in MFC spessore 18 mm bordati in ABS con colla poliuretanic
- Griglie di ventilazione
- Asta ovale cromata o gancio per vano
- Due grucce appendiabiti di legno
- Piedini regolabili
- Cerniere certificate per 80.000 cicli di apertura e chiusura
- Cerniere ammortizzate
- Angolo di apertura dell'anta 155°
- Targhetta in acciaio inox sagomata con numero inciso
- Maniglia in zama cromo lucido mod. HAN 03
- Specchio rotondo
- Cestello portaoggetti

Opzioni

- Serratura a chiave (con 2 chiavi + braccialetto portachiave numerato) o perno lucchettabile
- Anta in MFC in varie finiture (vedi The Swatch Book)
- Struttura interna in due colori: antracite o cashmere

Accessori disponibili su richiesta

- Pannello laterale e angolare laminato e arrotondato
- Altri tipi di serratura (meccanica o elettronica)
- Zoccolo in tre colori: argento, nero, bianco
- Presa USB

Characteristics

- Single column lockers, height with skirting board 2170 mm
- Locker made of MFC panels thickness 18 mm edged in ABS with poliurethanic glue
- Ventilation grids
- Oval chrome-plated coat rod or hook for each compartment
- Two wooden hangers
- Adjustable feet
- Hinges certified for 80.000 opening cycles
- Braked hinges
- Door 155° opening angle
- Number engraved on a stainless steel plate
- Zamak handle in polished chrome mod. HAN 03
- Round mirror
- Storage basket

Options

- Keylocks (with 2 keys + numbered locker key wrist strap) or padlock pin
- Door in MFC panel in various finishes (see The Swatch Book)
- Internal structure in two colors: anthracite or cashmere

Optional available on request

- Rounded laminate end and corner side panel
- Other types of lock (mechanical or electronic)
- Skirting board in three colors: silver, black, white
- USB socket

Anta / Door

Finiture
Finishes



THE SWATCH BOOK

Struttura / Structure

Finiture
Finishes



Antracite
Anthracite

Cachemire
Cashmere

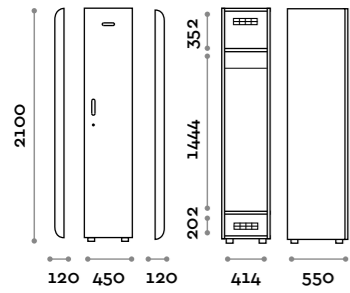
Maniglia / Handle

HAN 03

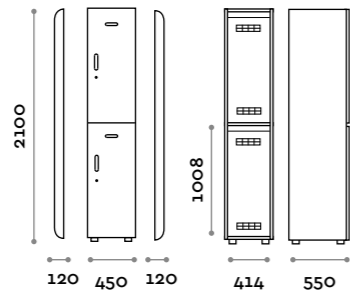


Space

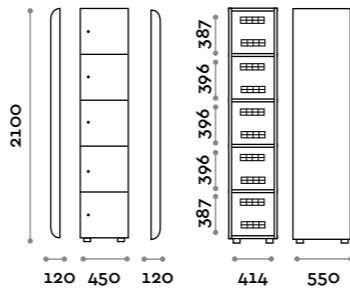
ASM01
Singola colonna 1 anta
Single column 1-tier locker



ASM02
Singola colonna 2 ante
Single column 2-tiers locker



ASM03
Singola colonna 5 ante
Single column 5-tiers locker



Etoile



Caratteristiche

- Armadietti a colonna singola e doppia, altezza totale con lo zoccolo 2170 mm
- Armadio realizzato con pannelli in MFC spessore 18 mm bordati in ABS con colla poliuretanic
- Griglie di ventilazione
- Barra per appendiabiti o gancio per vano
- Piedini regolabili
- Cerniere certificate per 80.000 cicli di apertura e chiusura
- Cerniere ammortizzate
- Anta composta da un pannello in MFC accoppiato con piano in vetro retro verniciato
- Angolo di apertura dell'anta 120°
- Pomolo in zama cromo lucido mod. HAN 02
- Numero per anta stampato interno vetro

Opzioni

- Serratura a chiave (con 2 chiavi + braccialetto portachiave numerato) o lucchettabile
- Vetro in vari colori (vedi The Swatch Book)
- Struttura interna in due colori: antracite o cachemere

Accessori disponibili su richiesta

- Altri tipi di serratura (meccanica o elettronica)
- Grucce appendiabito
- Gruccia antifurto in legno
- Zoccolo in tre colori: argento, nero, bianco
- Portadocumenti
- Specchio
- Cestello portaoggetti
- Presa USB
- Top o top con LED
- Pannelli laterali terminali o pannelli laterali terminali con LED

Characteristics

- Single and double column lockers, height with skirting board 2170 mm
- Locker made of MFC panels thickness 18 mm edged in ABS with poliurethanic glue
- Ventilation grids
- Bar for coat hangers or hook for each compartment
- Adjustable feet
- Hinges certified for 80.000 opening cycles
- Braked hinges
- Door composed of an MFC panel coupled with a backpainted glass top
- Door 120° opening angle
- Knob in polished chrome zamak mod. HAN 02
- Number for door printed inside the glass

Options

- Keylocks (with 2 keys + numbered locker key wrist strap) or a padlock system
- Glass in various colors (see The Swatch Book)
- Internal structure in two colors: anthracite or cashmere

Accessories available on request

- Other types of lock (mechanical or electronic)
- Coat hangers
- Anti-theft wooden hanger
- Skirting board in three colors: silver, black, white
- Document holder
- Mirror
- Storage basket
- USB socket
- Top or top with LED
- End side panels or end side panels with LED

Anta / Door

Colori vetro
Glass Colors



THE SWATCH BOOK

Struttura / Structure

Finiture
Finishes



Antracite
Anthracite



Cachemire
Cashmere

Maniglia / Handle

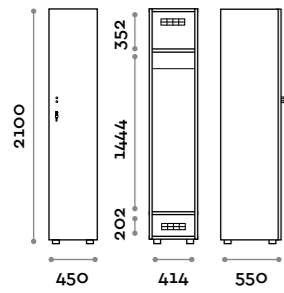
HAN 02



Etoile

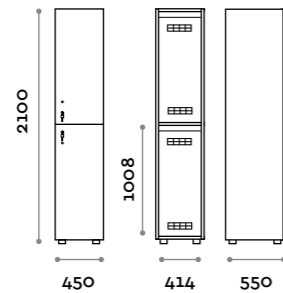
VANB01

Singola colonna 1 anta
Single column 1-tier locker



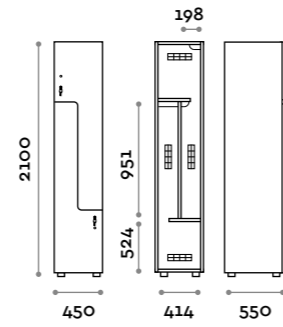
VANB02

Singola colonna 2 ante
Single column 2-tiers locker



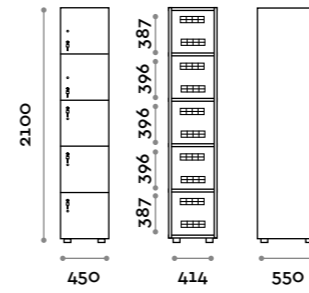
VANB03

Singola colonna 2 ante a "L"
Single column locker,
2 L-shaped doors



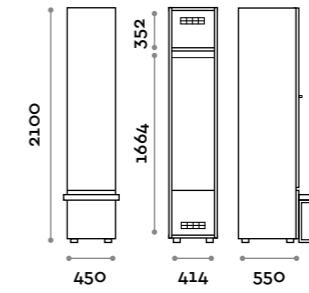
VANB05

Singola colonna 5 ante
Single column 5-tiers locker



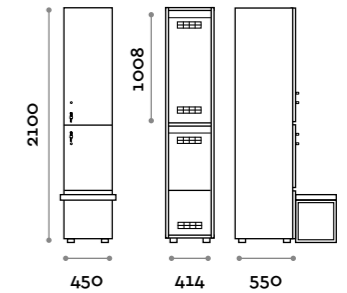
VANB11

Singola colonna 1 anta per panca
Single column 1-tier locker,
bench version



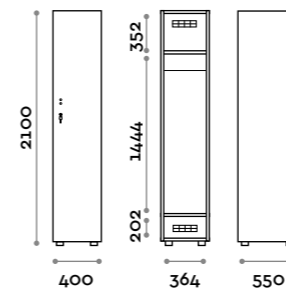
VANB12

Singola colonna 2 ante per panca
Single column 2-tiers locker,
bench version



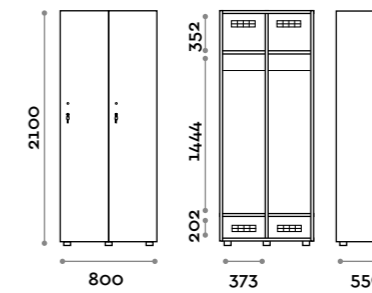
VANB31

Singola colonna 1 anta
Single column 1-tier locker



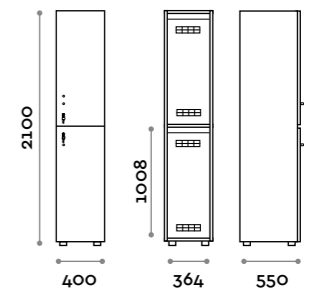
VANB41

Doppia colonna 2 ante
Double column 1-tier locker



VANB32

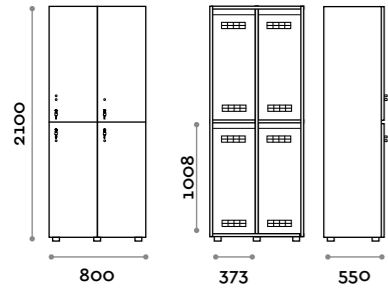
Singola colonna 2 ante
Single column 2-tiers locker



Etoile

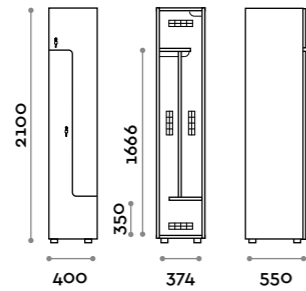
VANB42

Doppia colonna 4 ante
Double column 2-tiers locker
4 doors



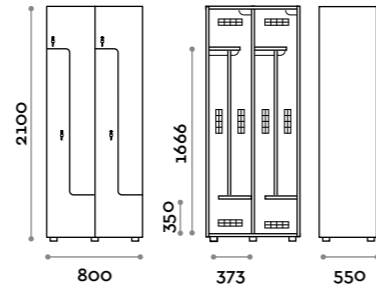
VANB38

Singola colonna 2 ante a "L"
Single column locker,
2 L-shaper doors



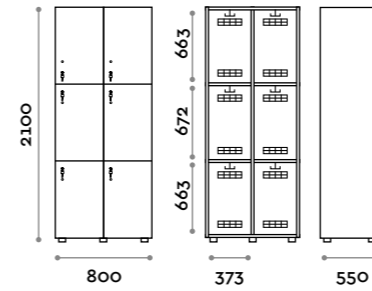
VANB48

Doppia colonna 4 ante a "L"
Double column locker,
4 L-shaped doors



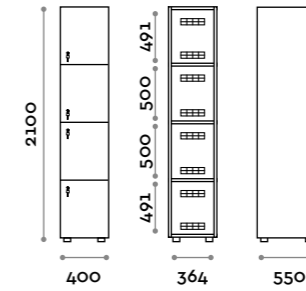
VANB426

Doppia colonna 6 ante con gancio
Double column 3-tiers locker,
6 doors with hook



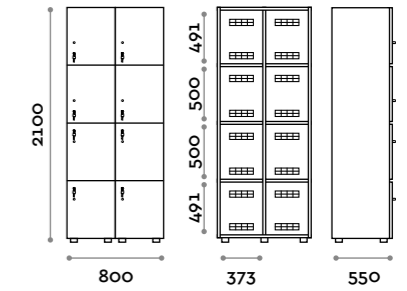
VANB324

Singola colonna 4 ante
Single column 4-tiers locker



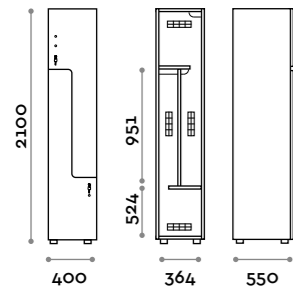
VANB428

Doppia colonna 8 ante
Double column 4-tiers locker,
8 doors



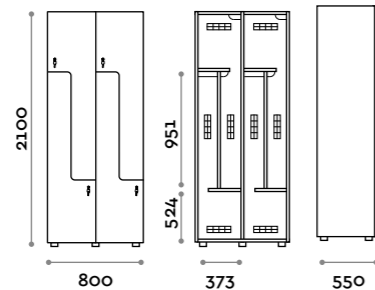
VANB39

Singola colonna 2 ante a "L"
Single column locker,
2 L-shaped doors



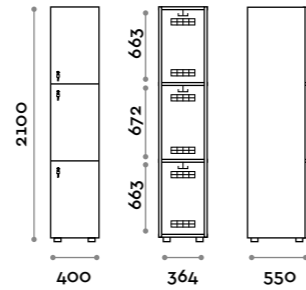
VANB49

Doppia colonna 4 ante a "L"
Double column locker,
4 L-shaped doors



VANB323

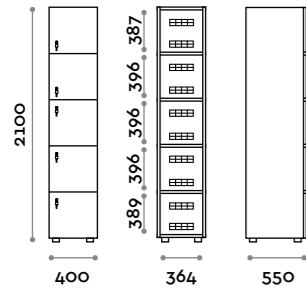
Singola colonna 3 ante con gancio
Single column 3-tiers locker
with hook



Etoile

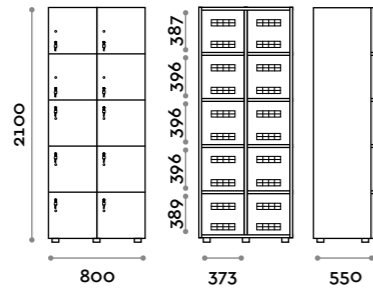
VANB325

Singola colonna 5 ante
Single column 5-tiers locker



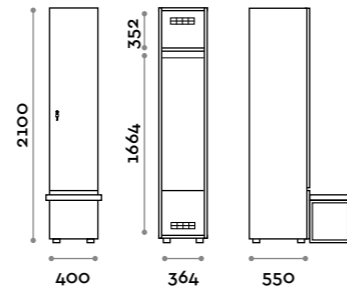
VANB4210

Doppia colonna 10 ante
Double column 5-tiers locker,
10 doors



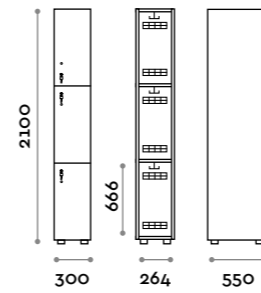
VANB34

Singola colonna 1 anta per panca
Single column 1-tier locker,
bench version



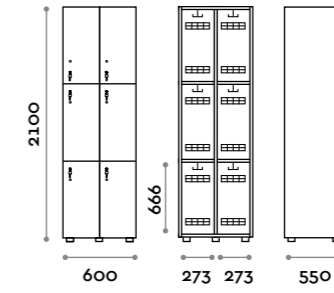
VANB33

Singola colonna 3 ante con gancio
Single column 3-tiers locker with hook



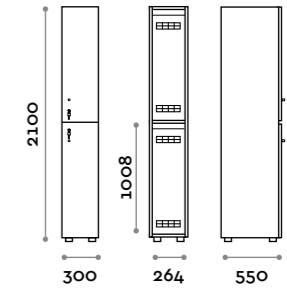
VANB63

Doppia colonna 6 ante con gancio
Double column 3-tiers locker,
6 doors with hook



VANB30

Singola colonna 2 ante
Single column 2-tiers locker



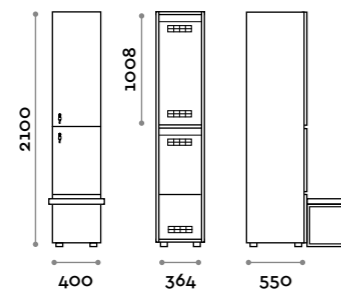
VANB44

Doppia colonna 2 ante per panca
Double column 2-tiers locker,
bench version



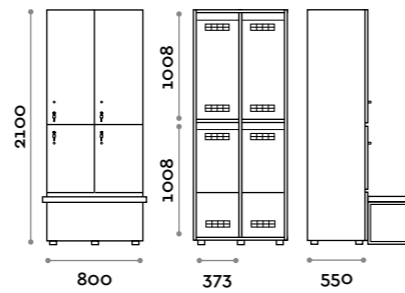
VANB35

Singola colonna 2 ante per panca
Single column 2-tiers locker,
bench version



VANB45

Doppia colonna 4 ante per panca
Double column 2-tiers locker,
4 doors, bench version



VANB60

Doppia colonna 4 ante
Double column 2-tiers locker,
4 doors



Division



Caratteristiche

- Armadietti a colonna singola e doppia, altezza totale con lo zoccolo 2170 mm
- Armadio realizzato con pannelli in MFC spessore 18 mm bordati in ABS con colla poliuretanic
- Griglie di ventilazione
- Barra per appendiabiti o gancio per vano
- Piedini regolabili
- Cerniere certificate per 80.000 cicli di apertura e chiusura
- Angolo di apertura dell'anta 155°
- Targhetta portanome
- Maniglia a ponte

Opzioni

- Serratura a chiave (con 2 chiavi + braccialetto portachiave numerato) o lucchettabile
- Anta in MFC in varie finiture (vedi The Swatch Book)
- Struttura interna in due colori: antracite o cashmere

Accessori disponibili su richiesta

- Cerniere ammortizzate
- Grucce appendiabito
- Gruccia antifurto in legno
- Altri tipi di serratura (meccanica o elettronica)
- Zoccolo in tre colori: argento, nero, bianco
- Numero adesivo con logo Fit Interiors
- Top inclinato
- Portadocumenti
- Specchio
- Cestello portaoggetti
- Pannelli laterali terminali

Characteristics

- Single and double column lockers, height with skirting board 2170 mm
- Locker made of MFC panels thickness 18 mm edged in ABS with polyurethanic glue
- Ventilation grids
- Bar for coat hangers or hook for each compartment
- Adjustable feet
- Hinges certified for 80.000 opening cycles
- Door 155° opening angle
- Locker nameplate
- Bridge handle

Optional

- Keylocks (with 2 keys + numbered locker key wrist strap) or a padlock system
- Door in MFC panel in various finishes (see The Swatch Book)
- Internal structure in two colors: anthracite or cashmere

Accessories available on request

- Braked hinges
- Coat hangers
- Anti-theft wooden hanger
- Other types of lock (mechanical or electronic)
- Skirting board in three colors: silver, black, white
- Number made of PVC with Fit Interiors logo
- Sloping top above the lockers
- Document holder
- Mirror
- Storage basket
- End side panels

Anta / Door

Finiture
Finishes



THE SWATCH BOOK

Struttura / Structure

Finiture
Finishes



Antracite
Anthracite



Cachemire
Cashmere

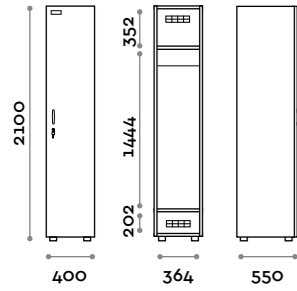
Maniglia / Handle



Division

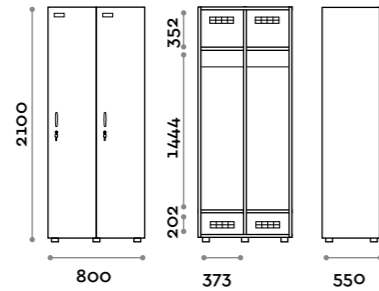
BANB31

Singola colonna 1 anta
Single column 1-tier locker,
full lenght door



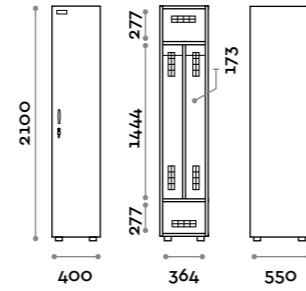
BANB41

Doppia colonna 2 ante
Double column 1-tier locker,
2 doors



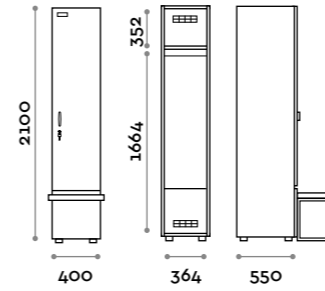
BANB33

Singola colonna 1 anta
Single column 1-tier locker



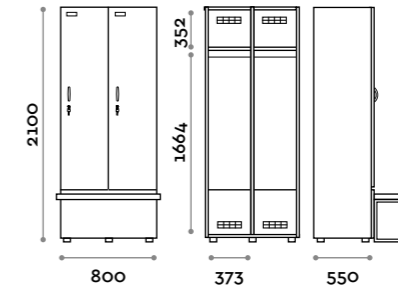
BANB34

Singola colonna 1 anta per panca
Single column 1-tier locker,
bench-version



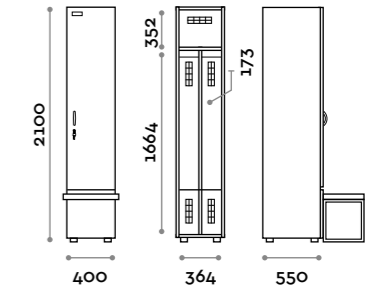
BANB44

Doppia colonna 2 ante per panca
Double column 1-tier locker,
2 doors, bench-version



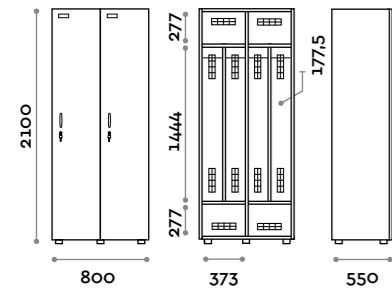
BANB36

Singola colonna 1 anta per panca
Single column 1-tier locker,
bench-version



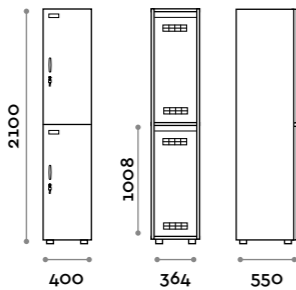
BANB43

Doppia colonna 2 ante
Double column 1-tier locker,
2 doors



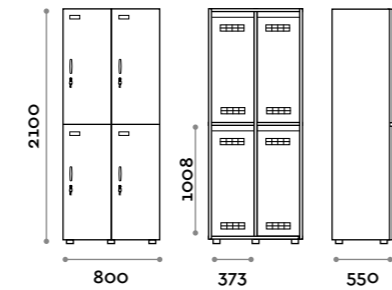
BANB32

Singola colonna 2 ante
Single column 2-tiers locker



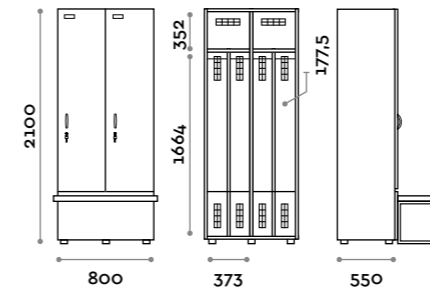
BANB42

Doppia colonna 4 ante
Double column 2-tiers locker,
4 doors



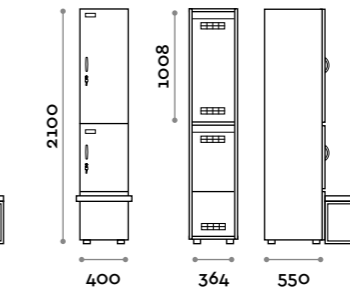
BANB46

Doppia colonna 2 ante per panca
Double column 1-tier locker,
2 doors, bench-version



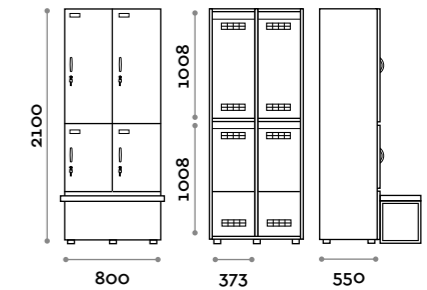
BANB35

Singola colonna 2 ante per panca
Single column 2-tiers locker,
bench-version



BANB45

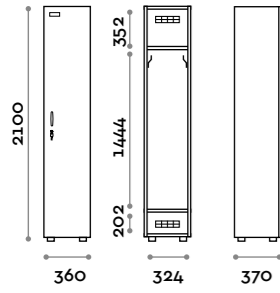
Doppia colonna 4 ante per panca
Double column 2-tiers locker,
bench-version, 4 doors



Division

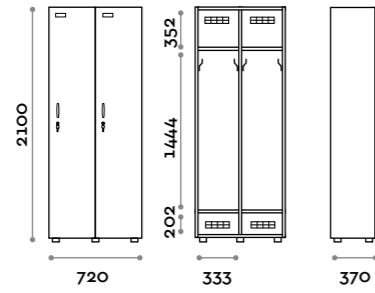
BANB51

Singola colonna 1 anta
Single column 1-tier locker



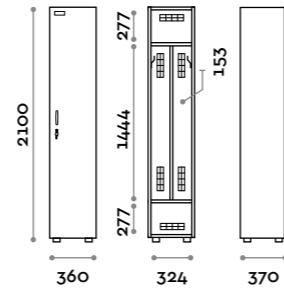
BANB71

Doppia colonna 2 ante
Double column 1-tier locker,
2 doors



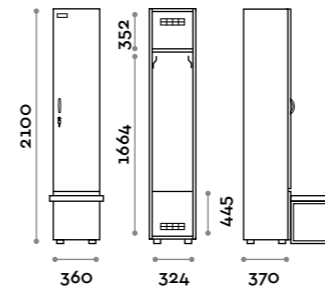
BANB53

Singola colonna 1 anta
Single column 1-tier locker



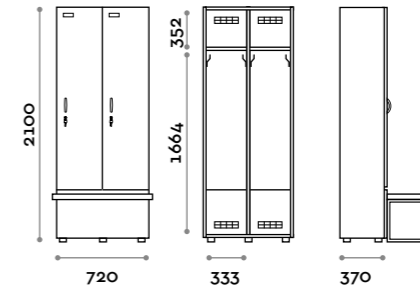
BANB54

Singola colonna 1 anta per panca
Single column 1-tier locker,
bench-version



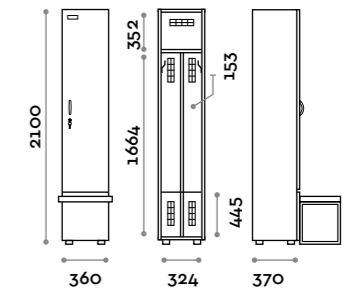
BANB74

Doppia colonna 2 ante per panca
Double column 1-tier locker,
2 doors, bench-version



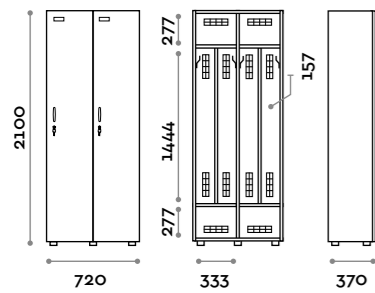
BANB56

Singola colonna 1 anta per panca
Single column 1-tier locker,
bench-version



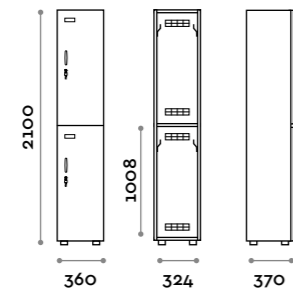
BANB73

Doppia colonna 2 ante
Double column 1-tier locker,
2 doors



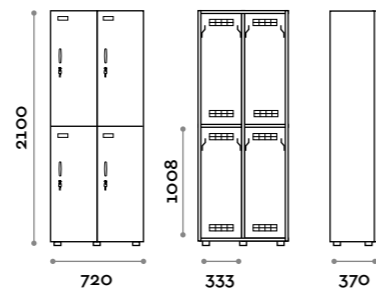
BANB52

Singola colonna 2 ante
Single column 2-tiers locker



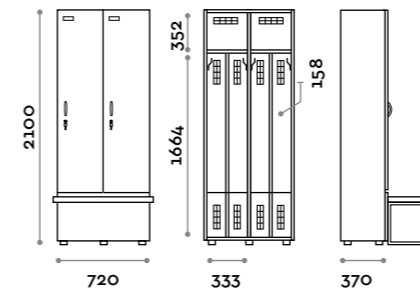
BANB72

Doppia colonna 4 ante
Double column 2-tiers locker,
4 doors



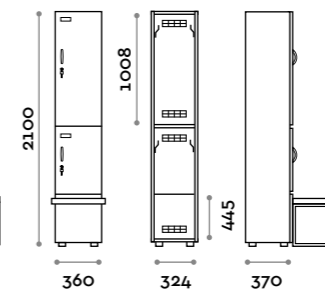
BANB76

Doppia colonna 2 ante per panca
Double column 1-tier locker,
2 doors, bench-version



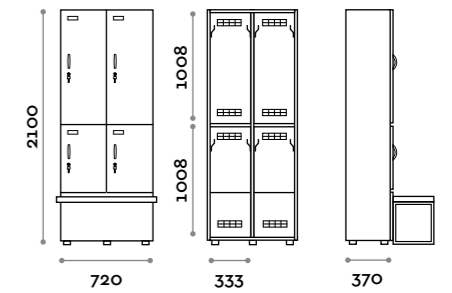
BANB55

Singola colonna 2 ante per panca
Single column 2-tiers locker,
bench-version



BANB75

Doppia colonna 4 ante per panca
Double column 2-tiers locker,
4 doors, bench-version



Master



Caratteristiche

- Armadietti a colonna singola, doppia e tripla, altezza totale con lo zoccolo 1970 mm oppure 1135 mm
- Armadio realizzato con pannelli in MFC spessore 18 mm bordati in ABS con colla poliuretanic
- Griglie di ventilazione
- Barra per appendiabiti o gancio per vano
- Piedini regolabili
- Cerniere certificate per 80.000 cicli di apertura e chiusura
- Angolo di apertura dell'anta 155°

Opzioni

- Serratura a chiave (con 2 chiavi + braccialetto portachiave numerato) o lucchettabile
- Anta in MFC in varie finiture (vedi Swatch Book)
- Struttura interna in due colori: antracite o cashmere

Accessori disponibili su richiesta

- Cerniere ammortizzate
- Targhetta portanome o numero adesivo con logo Fit Interiors
- Maniglie a scelta tra tutte le tipologie
- Altri tipi di serratura (meccanica o elettronica)
- Zoccolo in tre colori: argento, nero, bianco

Characteristics

- Single, double and triple column lockers, height with skirting board 1970 mm or 1135 mm
- Locker made of MFC panels thickness 18 mm edged in ABS with poliurethanic glue
- Ventilation grids
- Bar for coat hangers or hook for each compartment
- Adjustable feet
- Hinges certified for 80.000 opening cycles
- Door 155° opening angle

Optional

- Keylocks (with 2 keys + numbered locker key wrist strap) or a padlock system
- Door in MFC panel in various finishes (see The Swatch Book)
- Internal structure in two colors: anthracite or cashmere

Accessories available on request

- Braked hinges
- Locker nameplate or number
- Handles
- Other types of lock (mechanical or electronic)
- Skirting board in three colors: silver, black, white

Anta / Door

Finiture
Finishes



THE SWATCH BOOK

Struttura / Structure

Finiture
Finishes



Antracite
Anthracite



Cachemire
Cashmere

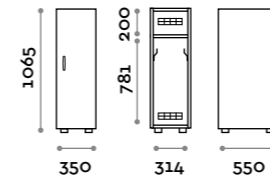
Maniglia / Handle

Lista pag. 100 / List p. 100

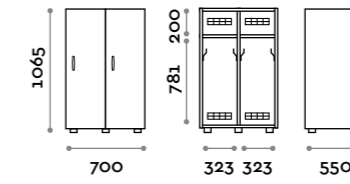
Master



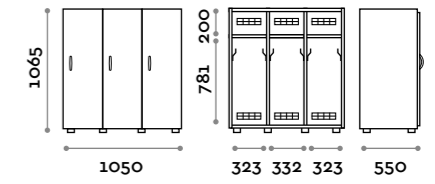
MASKID1
Singola colonna 1 ante
Single column 1-tier locker



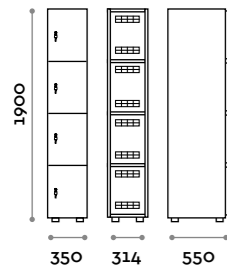
MASKID2
Doppia colonna 2 ante
Double column 1-tier locker, 2 doors



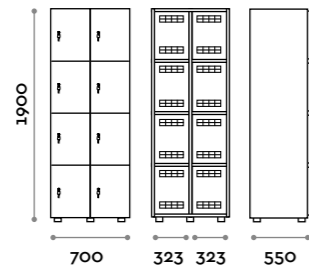
MASKID3
Tripla colonna 3 ante
Triple column 1-tier locker, 3 doors



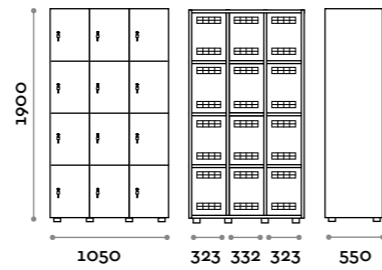
MAS4S
Singola colonna 4 ante
Single column 4-tier locker



MAS4D
Doppia colonna 8 ante
Double column 4-tier locker, 8 doors



MAS4T
Tripla colonna 12 ante
Triple column 4-tier locker, 12 doors



Athena



Sistema formato da armadi a colonna e da pensili a muro, portacaschi o portavalori

Dimensioni

- Singola colonna:
L 410 mm / P 382 mm / H 1624 mm
L 993 mm / P 250 mm / H 603 mm
L 1108 mm / P 270-290 mm / H 238 mm

Caratteristiche

- Armadio realizzato con pannelli in MFC spessore 18 mm bordati in ABS con colla poliuretanic
- Cerniere certificate per 80.000 cicli di apertura e chiusura
- Angolo di apertura dell'anta 110°
- Numero per anta in adesivo resinato con logo Fit Interiors

Opzioni

- Struttura nelle varie finiture (vedi The Swatch Book)
- Anta in MFC nelle varie finiture (vedi The Swatch Book) o plexiglass trasparente
- Due modelli specifici con ricarica smartphone (1 dispositivo per vano) - Cavo e trasformatore inclusi
- Serratura a chiave (con 2 chiavi + braccialetto portachiave numerato) o lucchettabile

Accessori disponibili su richiesta

- Altri tipi di serratura (meccanica o elettronica)

Ante e cassa / Doors and frame

Finiture
Finishes



THE SWATCH BOOK

System composed by column and wall-hung lockers, helmet storage or safe deposit lockers

Dimensions

- Single column:
W 410 mm / D 382 mm / H 1624 mm
W 993 mm / D 250 mm / H 603 mm
W 1108 mm / D 270-290 mm / H 238 mm

Characteristics

- Locker made of MFC panels thickness 18 mm edged in ABS with poliurethanic glue
- Hinges certified for 80.000 opening cycles
- Door 110° opening angle
- Number made of PVC with Fit Interiors logo

Optional

- Structure in various finishes (see The Swatch Book)
- Door in MFC panel in various finishes (see Swatch Book) or transparent plexiglass
- Two specific model with phone charging (1 device per compartment) - Cable and transformer included
- Keylocks (with 2 keys + numbered locker key wrist strap) or a padlock system

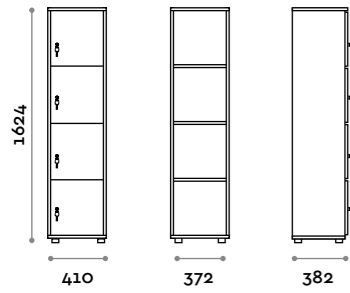
Accessories available on request

- Other types of lock (mechanical or electronic)

Athena

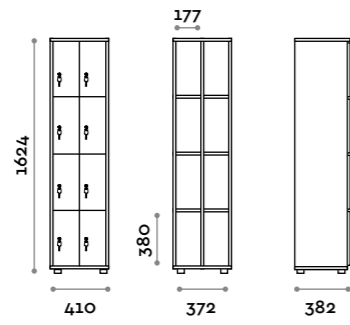
APV04

Portacaschi 4 ante
Helmet storage with 4 doors



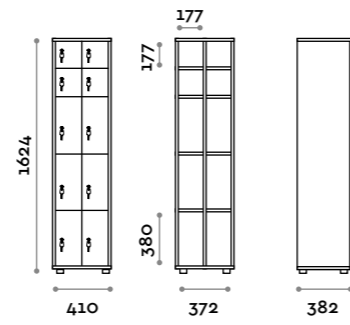
APV08

Portavalori 8 ante
Safe deposit locker with 8 doors



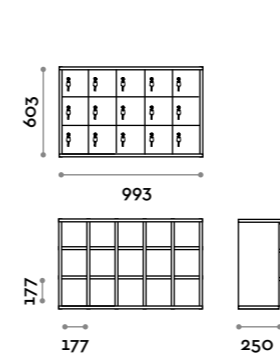
APV10

Portavalori 10 ante
Safe deposit locker with 10 doors



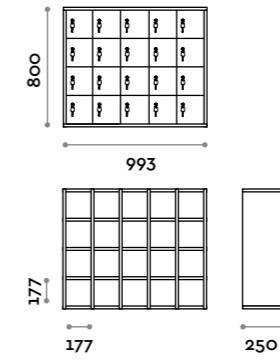
APV15

Portavalori 15 ante appeso
Wall mounted safe deposit locker with 15 doors



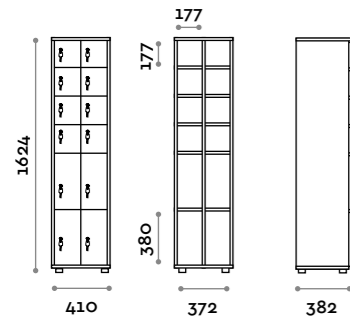
APV20

Portavalori 20 ante appeso
Wall mounted safe deposit locker with 20 doors



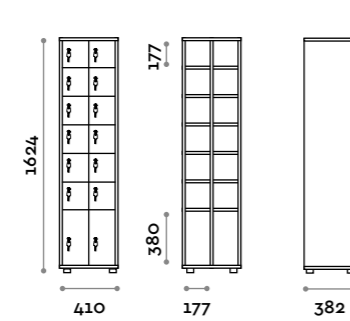
APV12

Portavalori 12 ante
Safe deposit locker with 12 doors



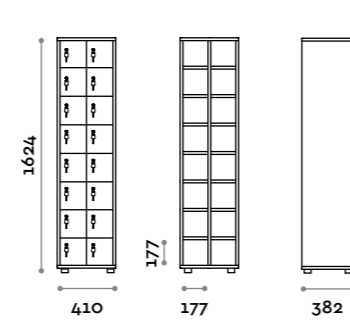

APV14

Portavalori 14 ante
Safe deposit locker with 14 doors



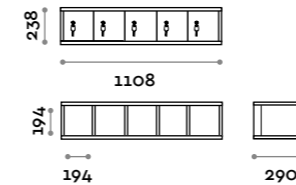
APV16

Portavalori 16 ante
Safe deposit locker with 16 doors



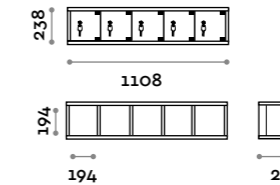
APVCHNW

Pensile ricarica smartphone 5 ante
Wall mounted 5 bay phone charging locker



APVCHPW

Pensile ricarica smartphone 5 ante in plexiglass trasparente
Wall mounted 5 bay phone charging locker with clear plexiglass doors



Corner

Angolo spogliatoio predisposto per fianco armadio prof. 550 mm oppure 610, due altezze H 1400 e H 1800, con serratura libero/occupato in inox. Cerniere ammortizzate ad angolo positivo con apertura a 110°.

Changing corner for cabinet side depth 550 mm or 610, two available heights H 1400 and H 1800, with free/occupied stainless steel lock. Positive angle amortized hinges with 110° opening.

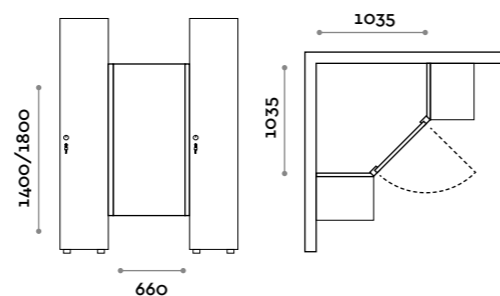
Anta e struttura / Door and Structure

Finiture
Finishes



ACCSP0

Angolo spogliatoio
Changing corner



Boise

Sistema di boiserie a parete o integrate con il sistema armadi, costituito da pannelli in MFC spessore 18 mm bordato ABS con colla poliuretanica. Zoccolo in tre colori: argento, nero, bianco.

Wall cladding system made of MFC panels thickness 18mm edged in ABS with poliurethanic glue. Skirting board in three colors: silver, black, white.

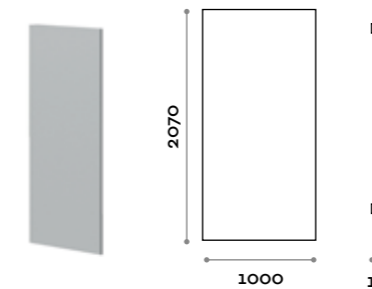
Struttura / Structure

Finiture
Finishes



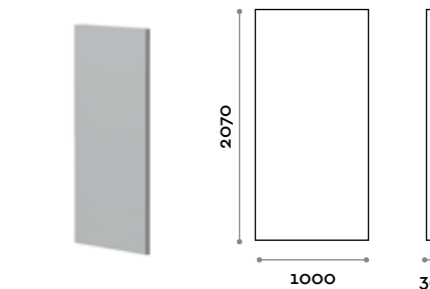
BOISE

Pannello
Panel



BOISE P

Pannello di partenza
Starting panel



Systema

Sistema di arredo complementare a tutte le tipologie di armadi per spogliatoio, per area reception e lounge

Caratteristiche

- Mobili realizzati con pannelli in MFC spessore 18 mm bordati in ABS con colla poliuretanica
- Piedi regolabili
- Cerniere certificate per 80.000 cicli di apertura
- Anta e stuttura in MFC in varie finiture (vedi The Swatch Book)
- Angolo di apertura dell'anta 155°
- Armadio con serratura chiave

Accessori disponibili su richiesta

- Maniglie a scelta tra tutte le tipologie
- Cerniere ammortizzate
- Zoccolo in tre colori: argento, nero, bianco

Complementary furniture system for all locker types and for reception and lounge areas

Characteristics

- Furniture made of MFC panels thickness 18 mm edged in ABS with poliurethanic glue
- Adjustable feet
- Hinges certified for 80.000 opening cycles
- Door and structure in MFC panel in various finishes (see The Swatch Book)
- Door 155° opening angle
- Cupboard with keylock

Accessories available on request

- Handles to choose from all types
- Braked hinges
- Skirting board in three colors: silver, black, white

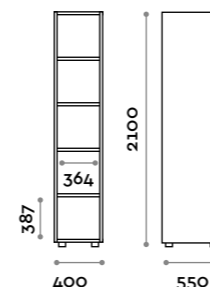
Ante e struttura / Doors and Structure

Finiture
Finishes



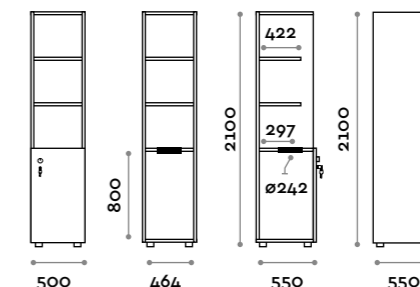
ACCTWL

Armadio porta asciugamani a giorno con 4 ripiani
Towel storage unit with 4 racks



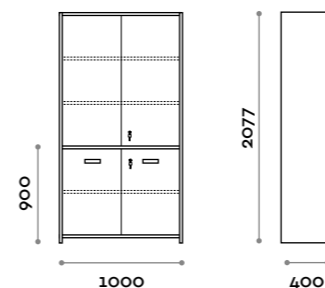
ACCDRT

Stazione asciugamani sporco/pulito con 1 anta, 2 ripiani fissi e botola in alluminio per vano raccolta
Clean/dirty towel unit with lockable door, two open racks and aluminium hole



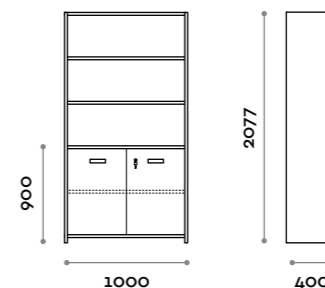
VA100

Vetrinetta con vetri scorrevoli
Tall cabinet with glass sliding doors



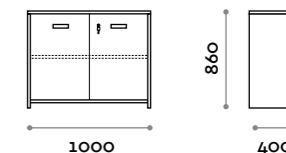
MA100

Mobile con vano e ante
Cabinet with open shelves and doors



MB100

Mobile due ante con serratura
2-door cupboard with lock




Hello

Sanitizer Station

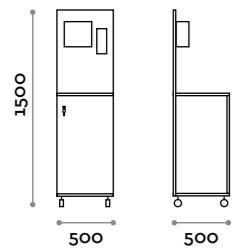
Mobile su ruote in MFC, completo di dispenser carta antibatterico, dispenser gel igienizzante antibatterico con pulsante e bidone porta rifiuti. Due vani interni chiusi con anta e chiave

Struttura / Structure

Finiture
Finishes



HELLOSS




Sanitizer Totem

Mobile su base fissa, completo di dispenser carta, dispenser gel igienizzante antibatterico automatico e bidone porta rifiuti. Cassa in MFC, anta in HPL. Vano interno chiusura con chiave.

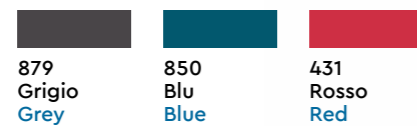
Struttura / Structure

Finiture
Finishes

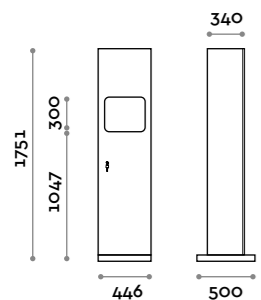


Anta / Door

HPL



HELLOST



Sanitizer Station

Cabinet in MFC on wheels, complete with antibacterial paper dispenser, antibacterial gel dispenser with pushbutton and waste bin in PVC. The cabinet can be closed with a lockable door.



Sanitizer Totem

Cabinet complete with paper dispenser, hands-free antibacterial gel dispenser and waste bin in PVC. The cabinet can be closed with a lockable door. Frame in MFC, door in HPL.



T-Rack

Struttura in MFC con divisori e ripiani a giorno oppure chiusa con ante e chiavi.

MFC-Structure with open compartments or with doors and keylocks.

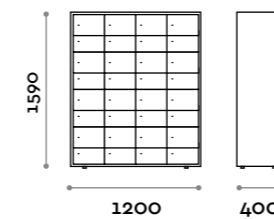
Struttura / Structure

Finiture
Finishes



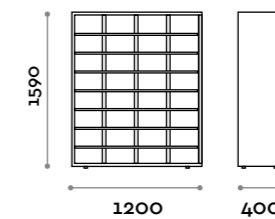
T-RACK1

Mobile scarpiera con 32 vani chiusi con chiave
Shoerack with 32 keylocked compartments



T-RACK2

Mobile scarpiera con 32 vani a giorno
Shoerack with 32 open compartments



Task

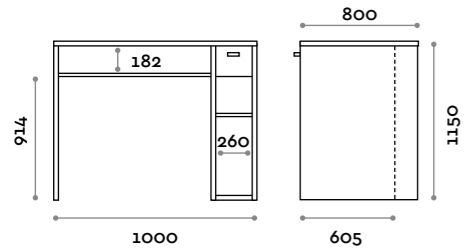
Trainer point con 1 cassetto e ripiani, struttura in MFC e laminato
Trainer point with 1 drawer and shelves, melamine and laminate structure.

Struttura / Structure

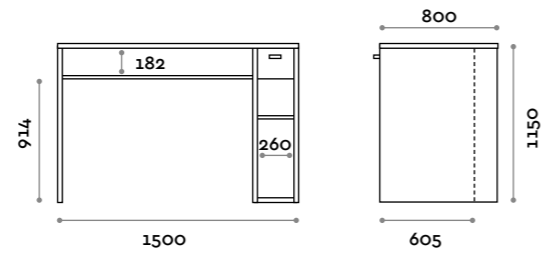
Finiture
Finishes



ACCTRAIN100



ACCTRAIN150



Alter

Cabina spogliatoio in MFC con anta intera e chiusura a chiave
compreso di gancio appendieria interno. Panca esclusa.
Per ambienti asciutti.

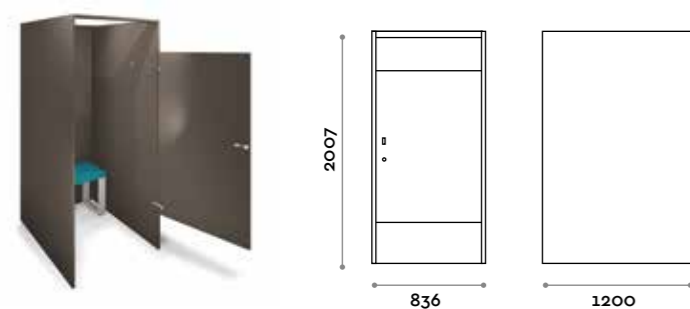
Free-standing changing cubicle in MFC with full door and
keylock, internal hanging hook included. Bench excluded.
For dry environments.

Struttura / Structure

Finiture
Finishes



ALTER



Vela

Divisorio con telaio di metallo e inserto in melaminico con
finiture di serie (vedi The Swatch Book)

Partition element with metal frame and integrated MFC panel
in wood finishes (see The Swatch Book)

Telaio / Frame

Acciaio
Steel



Nero opaco
Matt black

Pannello / Panel

Finiture
Finishes

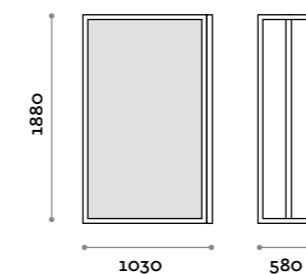


THE SWATCH BOOK

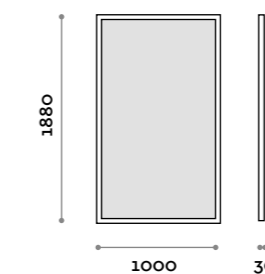
alcune possibili combinazioni
some possible combinations



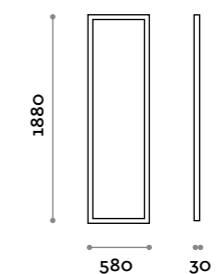
VELA1



VELA2



VELA3



Free

Self-service station con piano di lavoro in multistrati marino e laminato, 3 porte, maniglie e griglie di areazione. Escluso di impianto di spillatura.

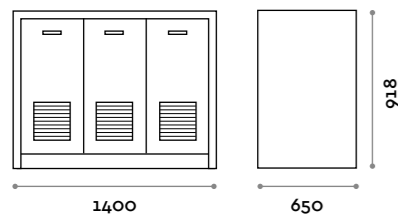
Self-service station with worktop in marine plywood + laminate, 3 doors, handles and ventilation grids. Tapping system not included.

Struttura / Structure

Finiture
Finishes



MOBSERV140



Parade

Porta riviste a parete, struttura a doghe in MFC stondate. Scritta a rilievo "reading area" laccata. Led sul lato inferiore. Elementi porta riviste in metallo verniciato. (C) 6000 K luce fredda / 4,8W per metro, 12 V (N) 4000 K luce naturale / 4,8W per metro, 12 V

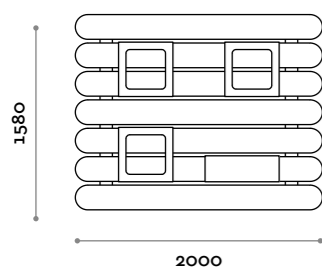
Wall mount unit with lacquered metal magazine holder, rounded MFC slatted structure with the words "reading area" embossed on it. LED lighting installed on the bottom of the unit. (C) 6000K cool white / 4.8W per meter, 12 V (N) 4000K natural white / 4.8W per meter, 12 V

Struttura / Structure

Finiture
Finishes



PARADE




Sign

Insegna in lamiera piegata con pittogrammi traforati solo su un lato, verniciatura esterna colore nero e interna colore giallo. Illuminazione interna per diffusione con luce LED. Fissaggio a destra o a sinistra.

Bent metal sheet sign with perforated pictograms on one side only, black external paint finish and yellow internal paint. Diffused internal lighting with LED light. Fixing on the right or left side.



SIGN1ML
Fissaggio a sinistra
Fixing on the left




SIGN1WL
Fissaggio a sinistra
Fixing on the left



SIGN1MR
Fissaggio a destra
Fixing on the right



SIGN1WR
Fissaggio a destra
Fixing on the right



Insegna su telaio metallico con pittogrammi realizzati tramite traforo passante su lamiera. Fissaggio universale destra e sinistra.

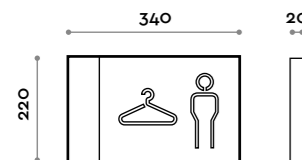
Metal frame sign with pictograms made of through-hole on metal sheet. Universal right and left fixing.



SIGN2M



SIGN2W

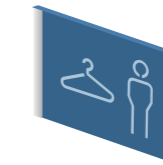


Insegna in plexiglas trasparente con pittogrammi incisi e pellicola trasparente colorata blu su un lato, su richiesta altre opzioni colore. Luce LED diffusa, sul supporto laterale. Fissaggio universale destra e sinistra.


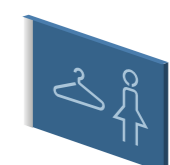
Transparent Plexiglas sign with engraved pictograms and transparent blue coloured film on one side, other colour options on request. Diffused LED light, on the side stand. Universal right and left fixing.



SIGN3M






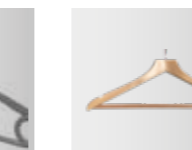






SIGN3W



Accessori | Accessories




Interno armadio / Locker inside

 ACCDOC Portadocumenti Document holder	 ACCSP Specchio Mirror	 ACCSPR Specchio rotondo Round mirror	 ACCES Cestello Storage basket	 ACCAPP Gruccia in plastica Plastic hanger	 ACCGRU Gruccia antifurto in legno Anti-theft wooden hanger
----------------------------------------------------------------------------------------------------------------------------------------	-------------------------------------------------------------------------------------------------------------------------	----------------------------------------------------------------------------------------------------------------------------------------	---------------------------------------------------------------------------------------------------------------------------------	----------------------------------------------------------------------------------------------------------------------------------------------	----------------------------------------------------------------------------------------------------------------------------------------------------------------------




 ACCSUB Presa USB USB socket	 ACCPIQ Portascarpe Shoe rack	 ACCPIS Portascarpe Shoe rack	 ACCPIA Portascarpe Shoe rack
------------------------------------------------------------------------------------------------------------------------------	--------------------------------------------------------------------------------------------------------------------------------	--------------------------------------------------------------------------------------------------------------------------------	--------------------------------------------------------------------------------------------------------------------------------

Esterno armadio / Locker outside

 ACCTAM Pannelli laterali End side panels	 ACCTAML Pannelli laterali con LED End side panels with LED	 SPACE1 Pannello laterale terminale curvo End side panels rounded	 SPACE2 Pannello angolo interno curvo Rounded panel for internal corner	 SPACE3 Pannello angolo esterno curvo Rounded panel for external corner	 ACCVEL50 Veletta superiore Upper veil
---------------------------------------------------------------------------------------------------------------------------------------------	----------------------------------------------------------------------------------------------------------------------------------------------------------------------	----------------------------------------------------------------------------------------------------------------------------------------------------------------------------	----------------------------------------------------------------------------------------------------------------------------------------------------------------------------------	-----------------------------------------------------------------------------------------------------------------------------------------------------------------------------------	---------------------------------------------------------------------------------------------------------------------------------------------

 ACCTOP Top Top	 ACCTPL Top con LED Top with LED	 BACCT Top inclinato Sloping top
-------------------------------------------------------------------------------------------------------------------	-------------------------------------------------------------------------------------------------------------------------------------	-------------------------------------------------------------------------------------------------------------------------------------

Zoccolo / Skirting board

 Argento Silver	 Bianco White	 Nero Black
---------------------------------------------------------------------------------------------------------	--------------------------------------------------------------------------------------------------------	------------------------------------------------------------------------------------------------------

Numeri | Numbers

Inclusi / Included

 Numero su adesivo piccolo resinato, con logo Fit Interiors (40x40 mm) Small number in PVC with Fit Interiors logo (40x40 mm)	 Numero stampato interno vetro (Armadi Etoile) Number printed inside the glass (Etoile lockers)
---------------------------------------------------------------------------------------------------------------------------------------------------------------------------------------------------------------------------------------	------------------------------------------------------------------------------------------------------------------------------------------------------------------------------------------------------

Opzionali su richiesta / Optional on request

 ACCIND Numero perforato su piastra in acciaio, (62x20 mm). Fissaggio con viti. Perforated number on a stainless steel plate (62x20 mm). Fixing with screws.	 ACCTAI Numero inciso su piastra in acciaio, (135x40 mm). Fissaggio con viti. Number engraved on a stainless steel plate (135x40 mm). Fixing with screws.	 Numero su adesivo grande resinato, con logo Fit Interiors (90x90 mm) personalizzabile su richiesta Big number in PVC with Fit Interiors logo(90x90 mm) customizable on request	 ACCRES1 giallo e nero yellow and black	 ACCRES2 nero e bianco black and white	 ACCRES3 rosso e bianco red and white
-----------------------------------------------------------------------------------------------------------------------------------------------------------------------------------------------------------------------------------------------------------------------------------	--------------------------------------------------------------------------------------------------------------------------------------------------------------------------------------------------------------------------------------------------------------------------------	-----------------------------------------------------------------------------------------------------------------------------------------------------------------------------------------------------------------------------------------------------------------------------------------------------	--------------------------------------------------------------------------------------------------------------------------------------------	-------------------------------------------------------------------------------------------------------------------------------------------	-------------------------------------------------------------------------------------------------------------------------------------------


Numero ritagliato su piastra in
acciaio, in varie forme e misure.
Fissaggio con viti.
Number cut out on steel plate,
in various shapes and sizes.
Fixing with screws.

Codice, dimensioni e cifre per larghezza anta
Code, dimensions and digit for door width

	larghezza anta door width	H 230 mm	H 150 mm	H 100 mm	H 70 mm
Codice / Code			ACCNUI-M150*	ACCNUI-M100	ACCNUI-M70
Carattere / Font 12345 67890	450 mm	•	24	024	024
	400 mm	•	24	024	024
	FF Medium 300 mm	•	•	024	024
Codice / Code		ACCNUI-C230	ACCNUI-C150	ACCNUI-C100	
Carattere / Font 12345 67890	450 mm	024	024	024	•
	400 mm	024	024	024	•
	FF Compressed 300 mm	•	024	024	•

* max numeri due cifre / max two-digit numbers

Maniglie | Handles

HAN 01


Maniglia in zama / Zamak handle
Dimensioni / Dimensions
L-W 10 mm / P-D 30 mm / H 106 mm



cromo lucido / polished chrome
cromo opaco / matt chrome

HAN 02

Pomolo in zama / Zamak knob
Dimensioni / Dimensions
Ø 20 mm / P-D 25 mm



cromo lucido / polished chrome

HAN 03

Maniglia ad incasso in zama / Recessed handle in zamak
Dimensioni / Dimensions
L-W 42 mm / P-D 12 mm / H 106 mm



cromo lucido / polished chrome

HAN 04

Maniglia in zama / Zamak handle
Dimensioni / Dimensions
L-W 50 mm / P-D 25,7 mm / H 80 mm



titanio / titanium

HAN 05

Maniglia in zama / Zamak handle
Dimensioni / Dimensions
L-W 22 mm / P-D 18 mm / H 158 mm



cromo lucido / polished chrome
bianco / white
antracite / anthracite

HAN 06

Maniglia in alluminio / Aluminium handle
Dimensioni / Dimensions
L-W 16 mm / P-D 30 mm / H 198 mm



anodizzato lucido / polished anodised

HAN 07


Maniglia in zama / Zamak handle
Dimensioni / Dimensions
L-W 69 mm / P-D 26 mm / H 69 mm



cromo lucido / polished chrome

HAN 08

Pomolo in plastica / Plastic knob
Dimensioni / Dimensions
Ø 35 mm / P-D 28 mm



argento lucido / polished silver
argento opaco / matt silver

Serrature | Locks

Incluse: serrature a chiave o lucchettabile / Included: keylock or padlock



Lucchettabile / Padlock
Chiave / Keylock

Opzionali su richiesta / Optional on request

1) Serratura digitale con batteria / Digital lock with battery



ACCAVER / Axis vertical
ACCDLKN / Next CUE
ACCASTD / Axis standard
ACCDKSO / Sola3

2) Serratura di prossimità / Proximity lock



ACCASTDRFID / Axis standard
ACCAVERRFID / Axis verticale
ACCDLKNRFID / next cue
ACCOJPRO / Ojmar
ACCGANT / Gantner 7010

3) Serratura a combinazione meccanica / Mechanical combination lock



ACCCOMBI / Combi Lock
ACCDKDI / Digilock DIAL
ACCKEYLESS / P1 / Satin nickel
ACCKEYLESS1 / P1 / Satin gold
ACCKEYLESS2 / P1 / Matte black
ACCKEYLESS3 / P1 / Matte white

4) Serratura a moneta / Coin lock



ACCMON

104 Panka	108 Round	109 Up	110 Tecno	112 Dune
				
113 Spider	114 Pony	116 Voga	117 Lingotto	118 Atlas
				
119 Luna	120 Traffic	121 Numbers	122 Prime	123 Jules & Jim
				
124 Perla	126 Combo	130 Bingo	132 Puff	133 Birillo
				

Panche Divani e Pouf Benches Sofas and Pouffs

Panka



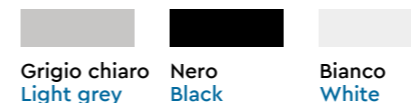
Struttura in acciaio con trattamento in cataforesi antiruggine e verniciatura a polveri epossidiche, colori bianco, nero e grigio chiaro. Seduta in tre varianti: doghe in massello di frassino con trattamento protettivo naturale o tinto wengé; MDF rivestito con laminato; imbottitura in ecopelle ignifuga (certificazione UNI 9175 class 11M) nelle finiture disponibili a catalogo.

Steel structure with rustproof cataphoresis treatment painted with epoxy powder, colors: white, black and light grey. Seat in three versions: solid ash slats with natural protective treatment or stained wengé, MDF covered with laminate, padding in fire retardant eco-leather (UNI 9175 class 11M certified) in the finishes available in the catalogue.



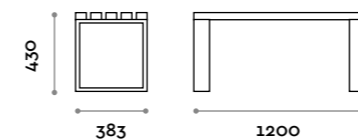
Telaio / Frame

Acciaio verniciato
Painted steel



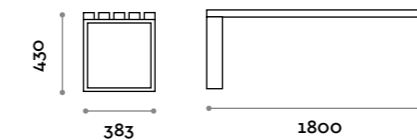
PSD120S

Panca singola a doghe
Wooden slats bench, single-deep



PSD180S

Panca singola a doghe
Wooden slats bench, single-deep



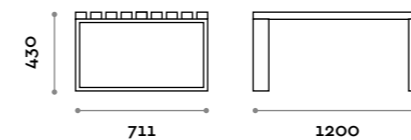
Seduta / Seat

Doghe in legno massello
Slats in solid ash wood



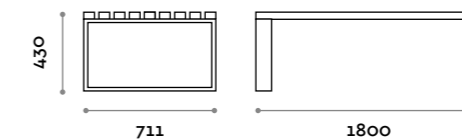
PSD120D

Panca doppia a doghe
Wooden slats bench, double-deep



PSD180D

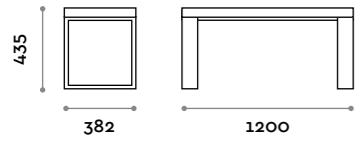
Panca doppia a doghe
Wooden slats bench, double-deep



Panka

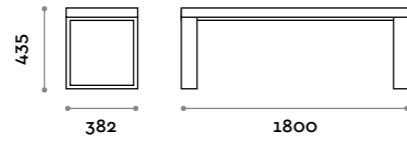
PSM120S-20

Panca singola in MDF e laminato
Single-deep bench in MDF and laminate



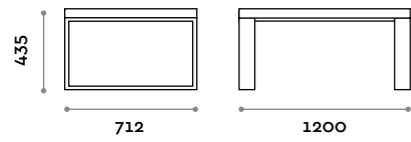
PSM180S-20

Panca singola in MDF e laminato
Single-deep bench in MDF and laminate



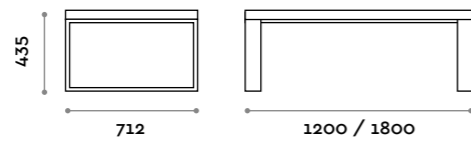
PSM120D-20

Panca doppia in MDF e laminato
Double-deep bench in MDF and laminate



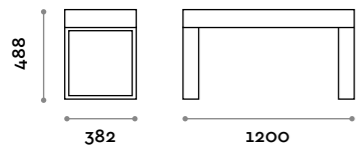
PSM180D-20

Panca doppia in MDF e laminato
Double-deep bench in MDF and laminate



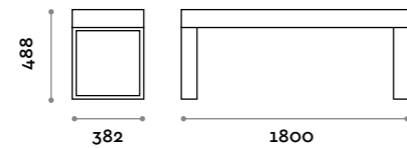
PSC120S

Panca singola con seduta imbottita in ecopelle
Single-deep eco-leather upholstered bench



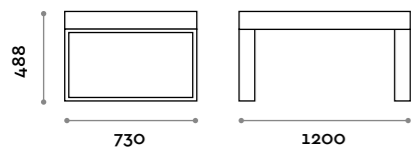
PSC180S

Panca singola con seduta imbottita in ecopelle
Single-deep eco-leather upholstered bench



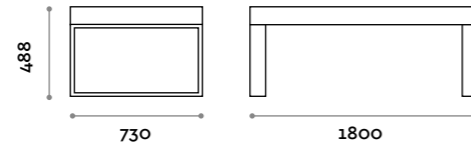
PSC120D

Panca doppia con seduta imbottita in ecopelle
Double-deep eco-leather upholstered bench



PSC180D

Panca doppia con seduta imbottita in ecopelle
Double-deep eco-leather upholstered bench



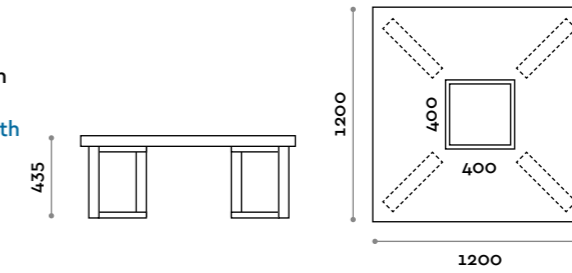
Seduta / Seat

Finiture
Finishes



PQM20120

Panca quadrata in MDF e laminato con porta vaso quadrato
Square bench in MDF and laminate with square vase



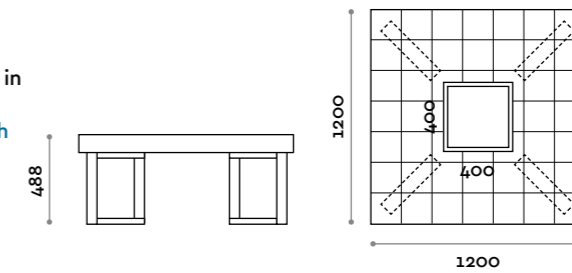
Seduta / Seat

Finiture
Finishes



PQC120

Panca quadrata con seduta imbottita in ecopelle con porta vaso quadrato
Eco-leather upholstered square bench with square vase



Seduta / Seat

Ecopelle
Eco-leather



Round

Panca per fronte armadio o composizione a isola in ecopelle ignifuga (certificazione UNI 9175 class 1IM).

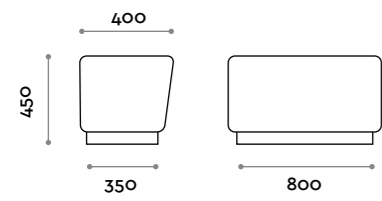
Bench to be put in front of lockers or island composition covered in Fireproof eco-leather (UNI 9175 class 1IM certification).

Seduta / Seat

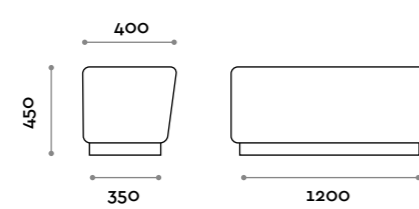
Ecopelle
Eco-leather



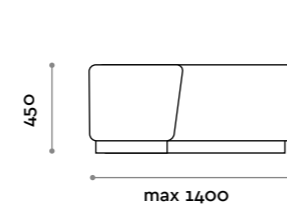
PSG80S



PSG120S



PSGANG



Up

Panca per fronte armadio a sbalzo, in MDF e laminato. Sistema di sostegno con barre fissate sull'armadio ed ancoraggio a muro.

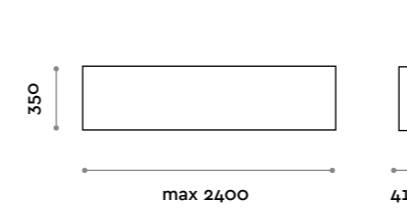
Cantilevered bench for locker front, in MDF and laminate. Support system with bars fixed to the locker and wall fixing.

Seduta / Seat

Finiture
Finishes



UP



Tecno









Panca in alluminio con verniciatura a polvere colori RAL

Aluminium bench with powder coating RAL colors.

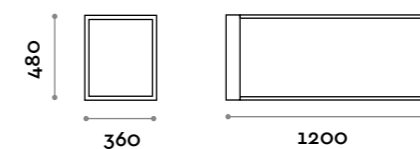
Telaio e doghe / Frame and Slats

Alluminio termolaccato
Powder-coated aluminium

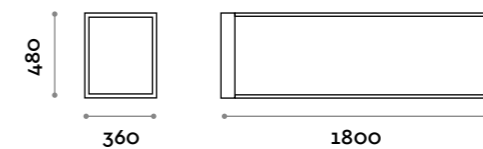
					
Nero opaco Matt black	Ral 9010 Bianco White	Ral 8028 Marrone Brown	Ral 3002 Rosso Red	Ral 5023 Blu Blue	Ral 3014 Rosa Pink



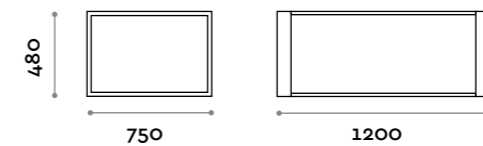
TECNO 120S
Panca singola a 3 doghe
Single seat bench with 3 slats



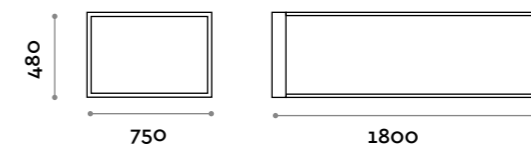
TECNO 180S
Panca singola a 3 doghe
Single seat bench with 3 slats



TECNO 120D
Panca doppia a 6 doghe
Double seat bench with 6 slats



TECNO 180D
Panca doppia a 6 doghe
Double seat bench with 6 slats



Dune

Panca con telaio in acciaio verniciato e trattamento in cataforesi antiruggine, imbottitura e rivestimento con ecopelle ignifuga (certificazione UNI 9175 class 1M) e stampa digitale.


- Stampa personalizzata su richiesta.

Bench with painted steel frame and rustproof cataphoresis treatment, fireproof eco-leather upholstery (UNI 9175 class 1M certification) and digital print.

- Customized printing on request.

Struttura / Structure

Acciaio
Steel

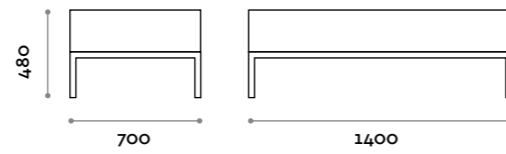


Seduta / Seat

Ecopelle
Eco-leather



DUNE



Geometrica Geometric



13



14



15



16

Militare Camouflage



17



09

Grafica Graphics



18

"MOVE, MOVE, MOVE"



19

"MOVE, MOVE, MOVE"



20

"RUN OR FIGHT"



21

"YOUR ONLY LIMIT IS YOU"

Spider

arch. Simone Micheli

Panca singola in MDF laminata, gambe in acciaio inox finitura lucida.

Single seat rounded bench in laminated MDF, polished inox steel legs.

Gambe / Legs

Acciaio inox
Stainless steel




Lucido
Polished

Seduta / Seat

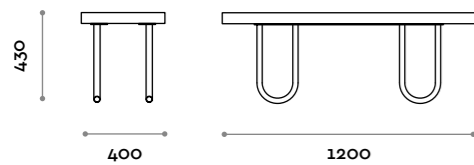
Finiture
Finishes



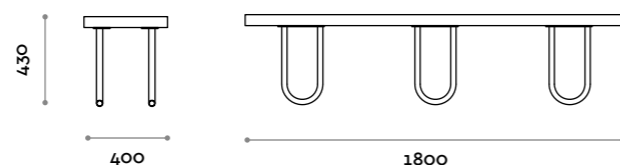
THE SWATCH BOOK



SPIDER120



SPIDER180



Pony

Panca con struttura e gambe in multistrati Okumè tinto finitura trasparente opaca, con imbottitura e rivestimento in ecopelle ignifuga (certificazione UNI 9175 class 1IM).

Bench with frame and legs in Okoumé dyed plywood finish transparent matt, with padding and fire-retardant eco-leather upholstery (UNI 9175 class 1IM certification).

Telaio / Frame

Legno marino
Marine plywood



Naturale
Natural

Seduta / Seat

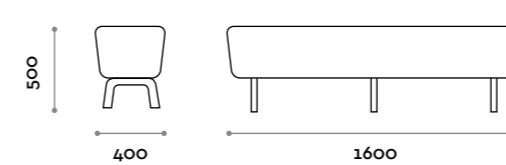
Ecopelle
Eco-leather



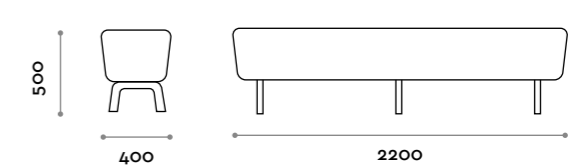
THE SWATCH BOOK



PONY160



PONY220



Voga

Panca con telaio in acciaio con trattamento in cataforesi antiruggine e verniciatura a polveri epossidiche, seduta in ecopelle ignifuga (certificazione UNI 9175 class 1M) trapuntata.

Bench with rustproof cataphoresis treatment steel structure, painted with epoxy powder, quilted seat in fireproof eco-leather (UNI 9175 class 1M certification).

Telaio / Frame

Acciaio verniciato
Painted steel

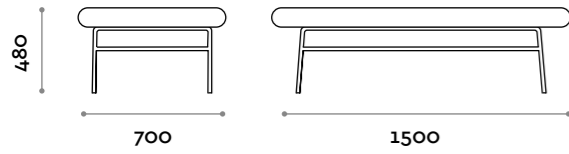


Seduta / Seat

Ecopelle
Eco-leather



VOGA



Lingotto

Panca in ecopelle ignifuga (certificazione UNI 9175 class 1M).

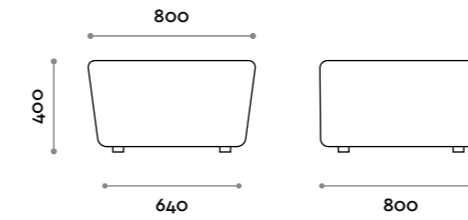
Upholstered bench covered in Fireproof eco-leather (UNI 9175 class 1M certification).

Seduta / Seat

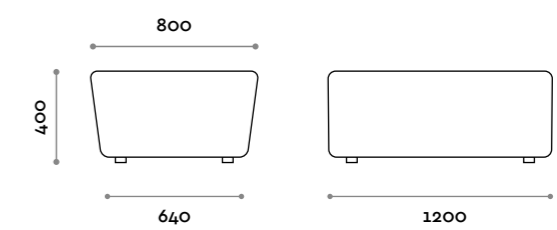
Ecopelle
Eco-leather



LINGOTTO80S



LINGOTTO120S



Atlas

Seduta con piccolo schienale, imbottitura e rivestimento in ecopelle ignifuga (certificazione UNI 9175 class 1IM). Piedini in legno marino.

Seat with small backrest, upholstery and covering in fire-retardant eco-leather (UNI 9175 class 1IM certification). Legs in marine wood.

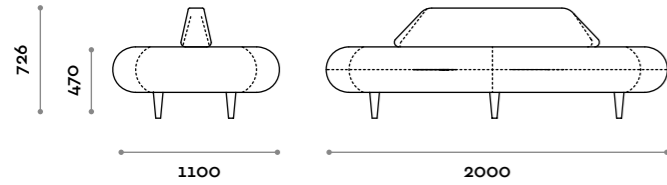


Seduta / Seat

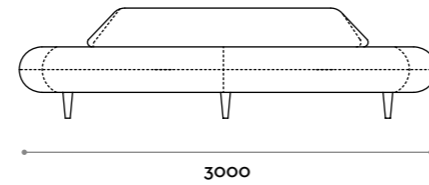
Ecopelle
Eco-leather



ATLAS200



ATLAS300



Luna

Seduta con piccolo schienale, imbottitura e rivestimento in ecopelle ignifuga (certificazione UNI 9175 class 1IM)

Circular seat with small backrest, upholstery and covering in fire-retardant eco-leather (UNI 9175 class 1IM certification).

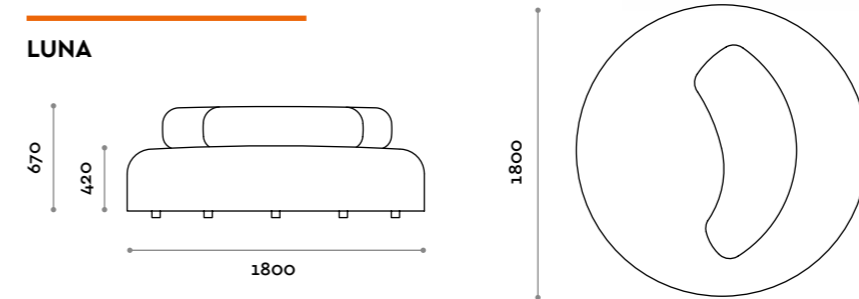


Seduta / Seat

Ecopelle
Eco-leather



LUNA



Traffic

Panca in MFC per ambienti asciutti, cuscino in ecopelle con vani a giorno portascarpe o vani chiusi con serratura a chiave

Bench in MFC for dry environments, cushions in eco-leather with open compartments for shoes or closed compartments with keylocks

Struttura / Structure

Finiture
Finishes



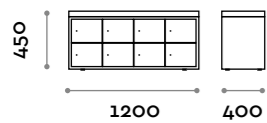
Seduta / Seat

Ecopelle
Eco-leather



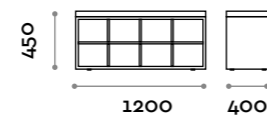
TRAFFIC1S

Panca singola con 8 vani chiusi
Single seat bench with 8 closed compartments



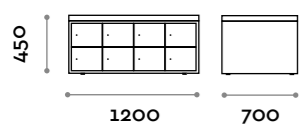
TRAFFIC3S

Panca singola con 8 vani a giorno
Single seat bench with 8 open compartments



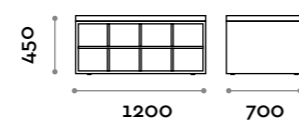
TRAFFIC1D

Panca doppia con 16 vani chiusi
Double seat bench with 16 closed compartments



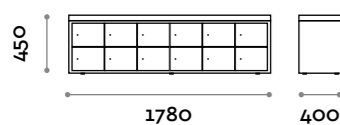
TRAFFIC3D

Panca doppia con 16 vani a giorno
Double seat bench with 16 open compartments



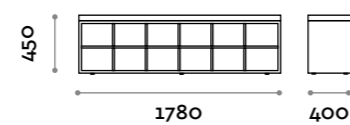
TRAFFIC2S

Panca singola con 12 vani chiusi
Single seat bench with 12 closed compartments



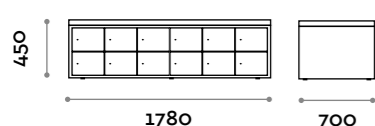
TRAFFIC4S

Panca singola con 12 vani a giorno
Single seat bench with 12 open compartments



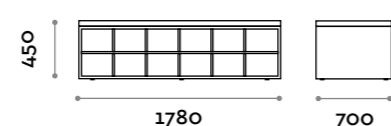
TRAFFIC2D

Panca doppia con 24 vani chiusi
Double seat bench with 24 closed compartments



TRAFFIC4D

Panca doppia con 24 vani a giorno
Double seat bench with 24 open compartments



Numbers

arch. Simone Micheli

Seduta a forma di numero con imbottitura e rivestimento in ecopelle ignifuga (certificazione UNI 9175 class 1IM).

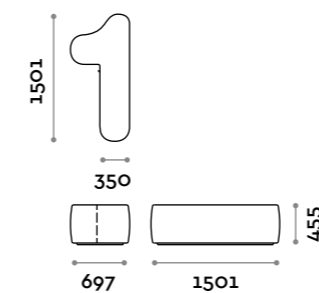
Number shaped seat with upholstery and covering in fire-retardant eco-leather (certification UNI 9175 class 1IM).

Seduta / Seat

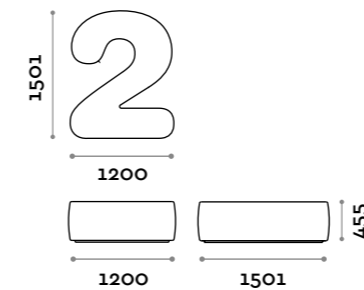
Ecopelle
Eco-leather



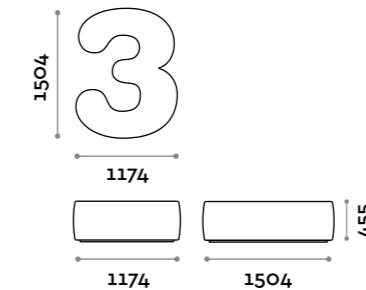
NUMBERS1



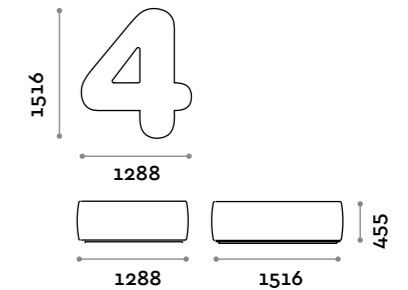
NUMBERS2



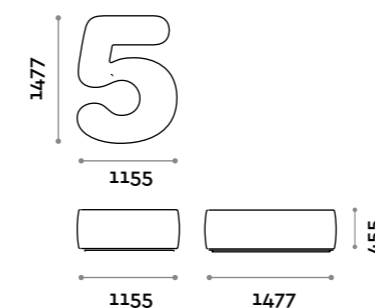
NUMBERS3



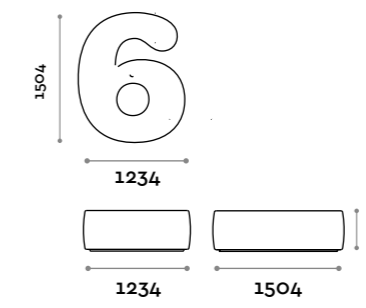
NUMBERS4



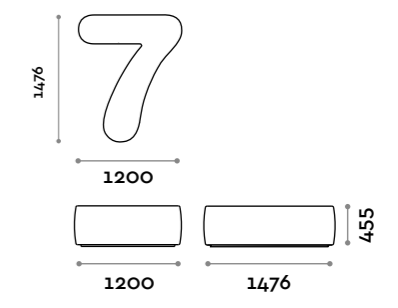
NUMBERS5



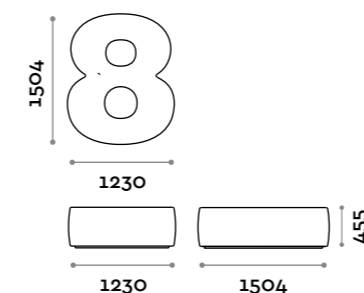
NUMBERS6



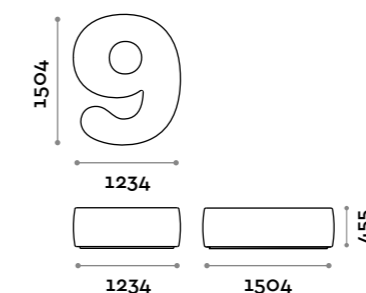
NUMBERS7



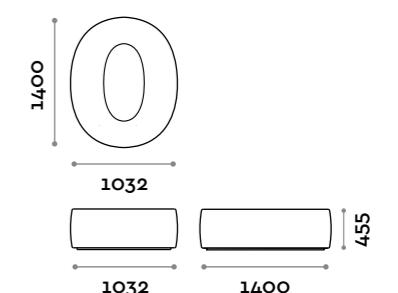
NUMBERS8



NUMBERS9



NUMBERS0



Prime

arch. Simone Micheli

Letto in polietilene, materiale 100% riciclabile, di facile manutenzione, ideale per ambienti bagnati, adatto anche per l'utilizzo all'esterno.

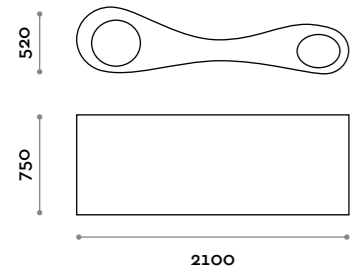
Lounger made of polyethylene, material 100% recyclable, easy maintenance, ideal for wet environments, also suitable for outdoor use.

Seduta / Seat

Polietilene
Polyethylene



PRIME



Jules & Jim

arch. Simone Micheli

Poltrona e divano con imbottitura ad alta densità e rivestita con ecopelle ignifuga (certificazione UNI 9175 class 1M). Il divano ha una gamba centrale in acciaio inox finitura lucida.

Armchair and sofa with upholstery high-density and covered with fireproof eco-leather (certification UNI 9175 class 1M). The sofa has a polished inox steel centre leg.

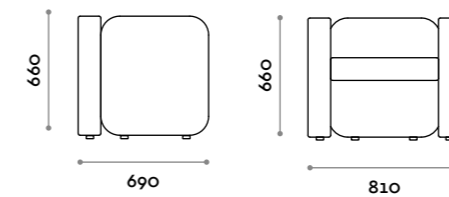
Seduta / Seat

Ecopelle
Eco-leather



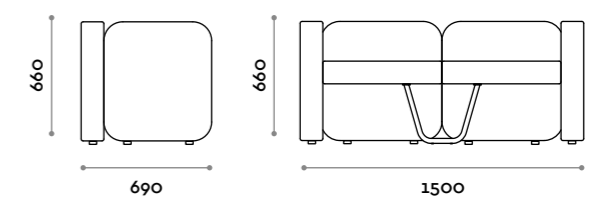
JULES81

Poltrona
Armchair



JIM150

Divano 2 posti
Sofa 2 seats



Perla



Serie composta da poltrona e divani con imbottitura ad alta densità e rivestita con ecopelle ignifuga (certificazione UNI 9175 class 1M).

Series composed of armchair and sofas with high density upholstery and covered with fireproof eco-leather (UNI 9175 class 1M certification).

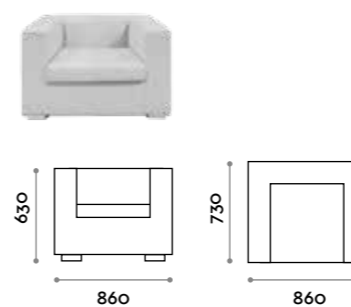
Seduta / Seat

Ecopelle
Eco-leather



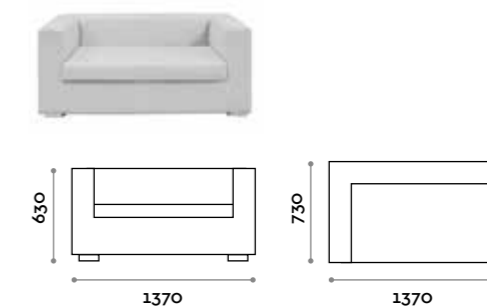
DV90

Poltrona
Armchair



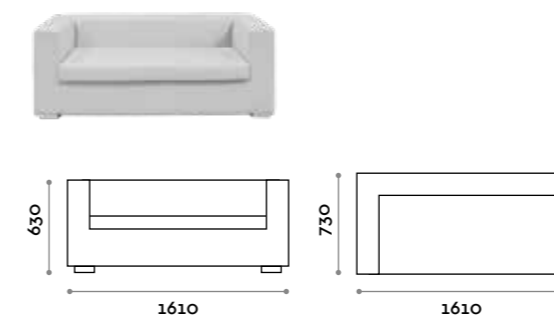
DV137

Divano 2 posti
Sofa 2 seats



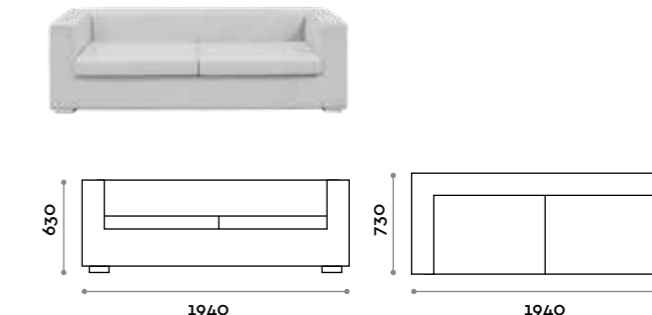
DV161

Divano 2 posti
Sofa 2 seats



DV194

Divano 3 posti
Sofa 3 seats



Combo




La serie Combo è formata da cinque divanetti con schienale e senza e da un elemento ad angolo con schienale. I divani sono imbottiti e rivestiti in ecopelle ignifuga (certificazione UNI 9175 class 1M). Il sistema di sedute può essere utilizzato sia per le zone spogliatoio che per le zone lounge. In quest'ultimo caso è possibile integrare in maniera opzionale una presa USB, così da consentire la ricarica di eventuali smart phone o tablet.


The Combo series consists of five sofas with and without backrest and of a corner element with backrest. The sofas are upholstered and covered in eco-leather fireproof (UNI 9175 certification class 1M). The seating system can be used for both changing rooms and lounge areas. In the latter case it is possible to integrate an optional USB plug, so as to allow the recharging of smartphones or tablets.

Seduta / Seat

Ecopelle
Eco-leather



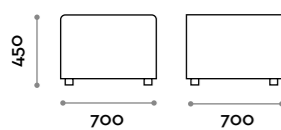
Alcune possibili combinazioni Possible compositions



Combo

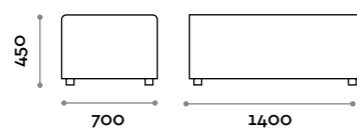
CMB070P

Divanetto singolo senza schienale
Single sofa without backrest



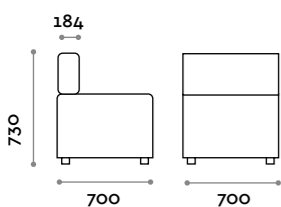
CMB140P

Divanetto doppio senza schienale
Double sofa without backrest



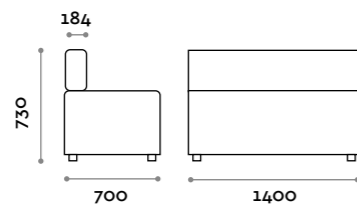
CMB070S

Divanetto singolo con schienale
Single sofa with backrest



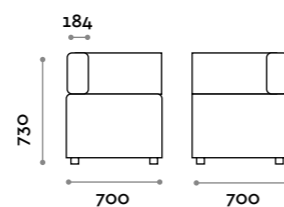
CMB140S

Divanetto doppio con schienale
Double sofa with backrest



CMB070A

Divanetto angolo con schienale
Corner sofa with backrest



Bingo



Pouf rotondo con cuciture a vista in ecopelle ignifuga (certificazione UNI 9175 class 1M).

Round pouf with visible stitching in fire-retardant eco-leather (certification UNI 9175 class 1M).

Seduta / Seat

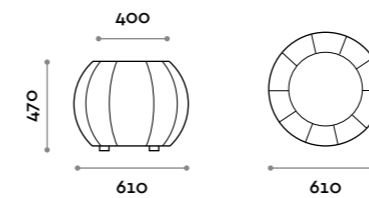
Ecopelle
Eco-leather



THE SWATCH BOOK



BINGO




Puff

Pouf trapezoidale in ecopelle ignifuga (certificazione UNI 9175 class 1M).

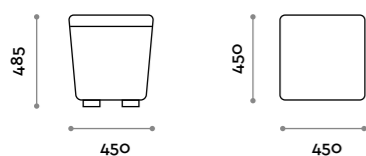
Trapezoidal pouf in fire-retardant eco-leather (UNI 9175 certification class 1M).

Seduta / Seat

Ecopelle
Eco-leather



PUFF



Birillo

arch. Simone Micheli

Pouf cilindrico con cuciture a vista in ecopelle ignifuga (certificazione UNI 9175 class 1M).

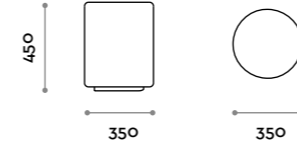
Cylindric pouf with visible stitching in fire-retardant eco-leather (UNI 9175 certification) class 1M).

























Seduta / Seat

Ecopelle
Eco-leather



BIRILLO



136 Valery 	136 Tracy 	137 Ring Wood 	137 Ring 	138 Milos 
138 Milos SG 	139 Pretty 	139 Pretty SG 	140 Pop 	140 Strike 
141 Cafe 	141 Tibbs 	142 Grunge 	142 Shaft 	143 Planet 
143 Quadra 	144 Odeon 	144 Stylo 	145 Trio 	145 Mag 
146 Smart 	147 Big 	148 Poly 	149 Pilar 	

Sedie Tavoli e Vasi Seatings Tables and Vases

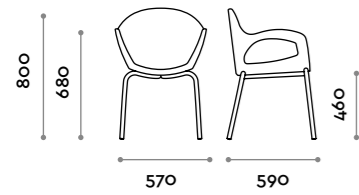
Valery

Scocca interamente in polietilene, materiale 100% riciclabile, di facile manutenzione, adatto per l'utilizzo all'esterno, telaio in alluminio verniciato.

Shell entirely in polyethylene, 100% recyclable material, easy to maintain, suitable for outdoor use, frame in painted aluminium.



VALERY



Seduta / Seat

Polietilene
Polyethylene



Telaio / Frame

Alluminio
Aluminium



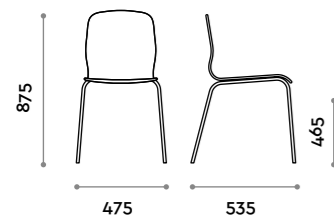
Tracy

Telaio in acciaio, scocca in multistrato di faggio impiallacciato rovere, disponibile in varie finiture legno.

Steel frame, beech plywood shell, oak veneer, available in various wood finishes.




TRACY



Seduta / Seat

Faggio impiallacciato
Veneered beech



Telaio / Frame

Acciaio
Steel



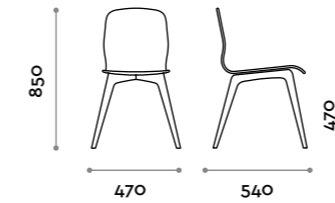
Ring Wood

Telaio in legno massello di faggio, scocca in multistrato di faggio impiallacciato rovere, disponibile in varie finiture legno.

Frame in solid beech wood, shell in plywood beech veneered oak, available in various wood finishes.




RING WOOD



Seduta / Seat

Faggio impiallacciato
Veneered beech



Telaio / Frame

Faggio massello
Solid beech



Ring

Telaio in legno massello di faggio, scocca in multistrato di faggio rivestita in feltro di lana, con trattamento ignifugo.

Frame in solid beech wood, shell in plywood beech covered with wool felt, with fireproof treatment.



RING




Seduta / Seat

Faggio impiallacciato + feltro di lana
Veneered beech + wool felt



Telaio / Frame

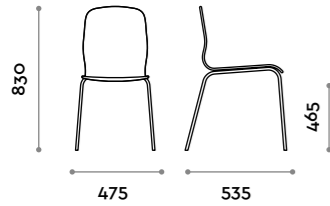
Faggio massello
Solid beech



Milos

Telaio in acciaio con scocca in tecnopolimero.
Steel frame with polymer shell.

MILOS



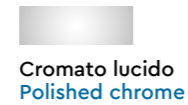
Seduta / Seat

Tecnopolimero
Polymer



Telaio / Frame

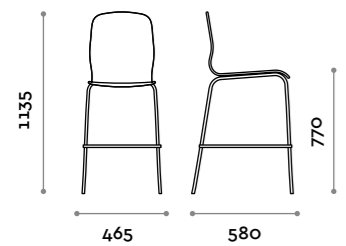
Acciaio
Steel



Milos SG

Telaio in acciaio con scocca in tecnopolimero.
Steel frame with polymer shell.

MILOS SG



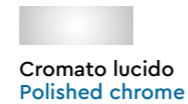
Seduta / Seat

Tecnopolimero
Polymer



Telaio / Frame

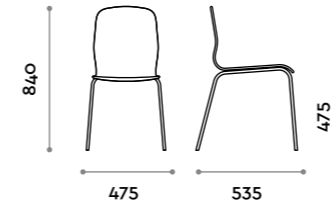
Acciaio
Steel



Pretty

Telaio in acciaio con scocca imbottita in gomma piuma ignifuga e rivestita in ecopelle con cucitura a vista.
Steel frame with fire-retardant foam upholstery and covered in eco-leather with visible stitching.

PRETTY




Seduta / Seat

Ecopelle
Eco-leather



Telaio / Frame

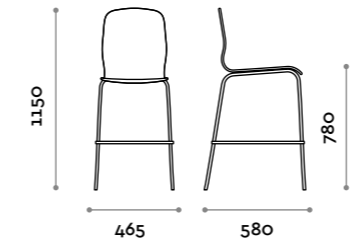
Acciaio
Steel



Pretty SG

Telaio in acciaio con scocca imbottita in gomma piuma ignifuga e rivestita in ecopelle con cucitura a vista.
Steel frame with fire-retardant foam upholstery and covered in eco-leather with visible stitching.

PRETTY SG




Seduta / Seat

Ecopelle
Eco-leather



Telaio / Frame

Acciaio
Steel

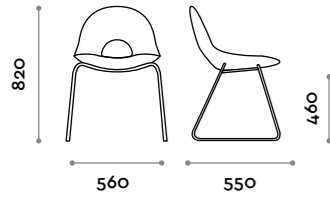


Pop

Mono scocca in polietilene, materiale 100% riciclabile e struttura in metallo, adatta per interno ed esterno.

Single body in polyethylene, 100% recyclable material and metal structure, suitable for internal and external use.

POP



Seduta / Seat

Polietilene
Polyethylene



Telaio / Frame

Acciaio
Steel



arch. Simone Micheli

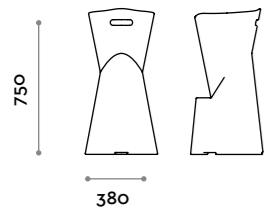


Strike

Sgabello in polietilene, materiale 100% riciclabile, adatta per interno ed esterno.

Stool in polyethylene, 100% recyclable material, suitable for indoor and outdoor use.

STRIKE



Seduta / Seat

Polietilene
Polyethylene

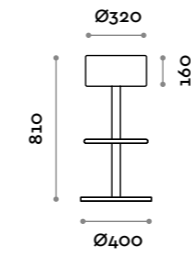


Cafe

Telaio in acciaio con sedile imbottito e rivestito in ecopelle.

Steel frame with padded seat and covered in eco-leather.

CAFE




Seduta / Seat

Ecopelle
Eco-leather



Telaio / Frame

Acciaio
Steel

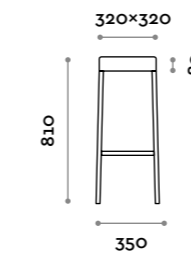


Tibbs

Telaio in acciaio con sedile imbottito e rivestito in ecopelle.

Steel frame with padded seat and covered in eco-leather.

TIBBS




Seduta / Seat

Ecopelle
Eco-leather



Telaio / Frame

Acciaio
Steel



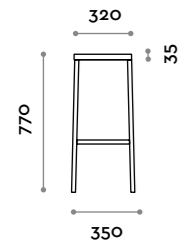
Grunge

Telaio in acciaio con sedile in legno massello di pino spazzolato naturale o tinto.

Steel structure, seat with natural or stained brushed solid pine wood.



GRUNGE




Seduta / Seat

Legno massello
Solid wood



Telaio / Frame

Acciaio
Steel



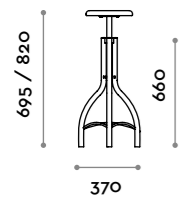
Shaft

Telaio in acciaio con vitone filettato per la regolazione dell'altezza. Sedile in legno massello di pino spazzolato naturale o tinto.

Steel frame with threaded screw for height adjustment. Seat with natural or stained brushed solid pine wood.



SHAFT



Seduta / Seat

Legno massello
Solid wood



Telaio / Frame

Acciaio
Steel



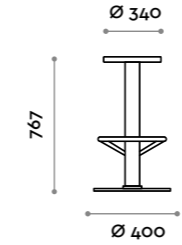
Planet

Basamento in fusione di ghisa, tubo, poggiapiedi e piastra per il fissaggio del sedile in acciaio. Sedile in legno di pino spazzolato.

Base in cast iron, tube, footrest and plate for fixing the seat in steel. Seat with natural or stained brushed solid pine wood.

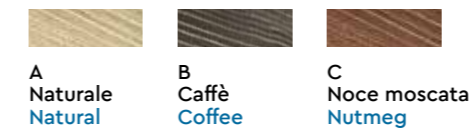


PLANET



Seduta / Seat

Legno massello
Solid wood



Telaio / Frame

Acciaio
Steel

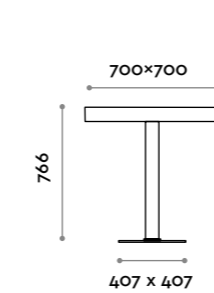


Quadra

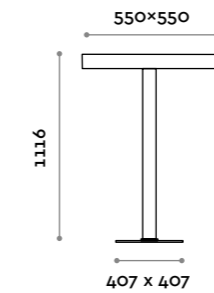
Basamento in fusione di ghisa, colonna quadrata in acciaio inox, piani in nobilitato spessore 36 mm.

Base in cast iron, square column in stain steel, tops in 36 mm thick melamin chipboard.

QUADRA C




QUADRA F




Top / Top

Finiture
Finishes



Telaio / Frame

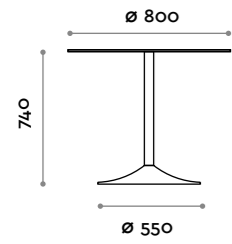
Acciaio inox
Stainless steel



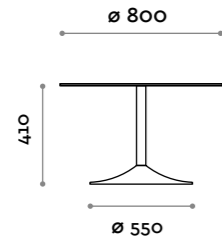
Odeon

Base in alluminio pressofuso, piani in HPL spessore 10 mm.
Die-cast aluminium base, top in HPL thickness 10 mm.

ODEON C



ODEON L



Top / Top

HPL



Telaio / Frame

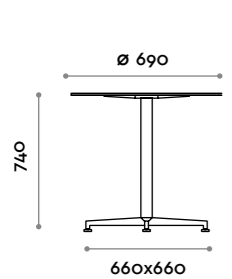
Alluminio
Aluminum



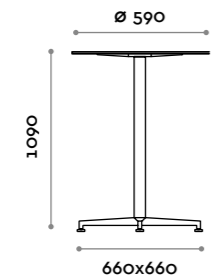
Stylo

Base in alluminio pressofuso, piani in HPL spessore 10 mm.
Die-cast aluminium base, top in HPL thickness 10 mm.

STYLO C

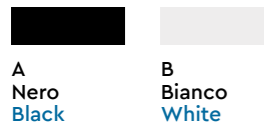


STYLO F



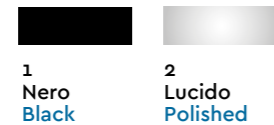
Top / Top

HPL



Telaio / Frame

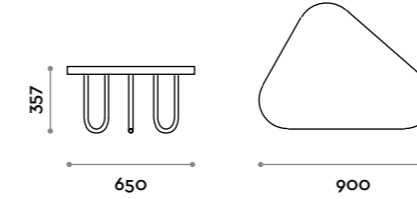
Alluminio
Aluminum



Trio

Tavolino lounge, forma triangolare, telaio in acciaio e piano in laminato.
Lounge coffee table, triangular shape, steel frame and laminate top.

TRIO



Top / Top

Finiture
Finishes



Telaio / Frame

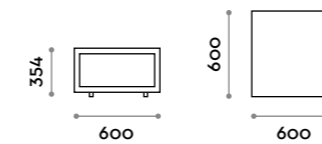
Acciaio inox
Stainless steel



Mag

Portariviste in nobilitato con piano in vetro extra chiaro temperato.
Magazine rack in melamine chipboard with top in extra clear tempered glass.

TB60



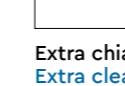
Struttura / Structure

Finiture
Finishes



Top / Top

Vetro
Glass




Smart

Tavolino rotondo in acciaio verniciato in colori RAL.
Round metal coffee table painted in RAL colors.




Struttura / Structure

Acciaio
Steel



SMART1



SMART2



SMART3



SMART4



SMART5



Big

Vaso in polietilene, finitura opaca, 100% riciclabile, di grandi dimensioni. Per esterni e interni.
Polyethylene vase, matt finish, 100% recyclable, large size. For indoor and outdoor use.

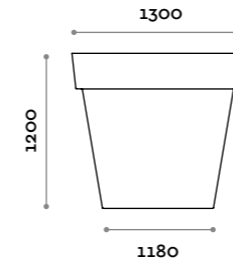


Vaso / Vase

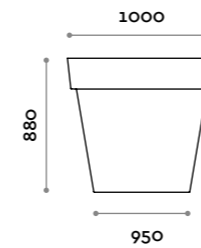
Polietilene opaco
Matt polyethylene



BIG 1



BIG 2



Poly

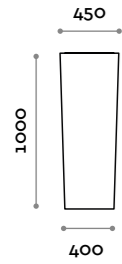
Vaso in polietilene, 100% riciclabile, con finitura lucida adatto per interni.
Polyethylene vase, 100% recyclable, with glossy finish. For indoor use.

Vaso / Vase

Polietilene lucido
Glossy polyethylene



POLY



Pilar


Vaso in polietilene, finitura opaca, 100% riciclabile, di varie dimensioni. Per esterni e interni.
Polyethylene vase, 100% recyclable, matt finish in various sizes. For indoor and outdoor use.

Vaso / Vase


Polietilene opaco
Matt polyethylene



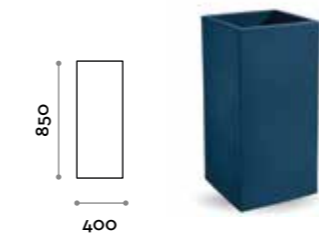
PILAR 1



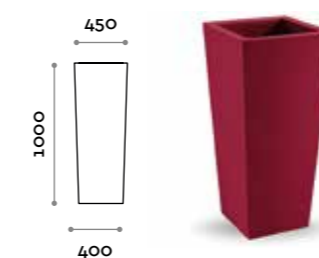
PILAR 2



PILAR 3



PILAR 4



152

Sharp



156

Velvet



158

Broadway



160

Dot Dot



162

Venus



164

Solaris



166

Frame



168

Polis



170

Moonlight



172

Giove



173

Saturno



174

Dioniso



175

Just



176

Jump



177

Base



179

Block



180

Shape



182

Bol



184

Pila



186

Simple



188

Lamina



179 -189

Rubio



Specchi Mensole e Lavelli Mirrors Shelves and Sinks

Sharp



Specchiera da appendere con illuminazione perimetrale LED, con mensola nelle finiture da catalogo e boccole portaphon in alluminio, staffe colore nero.

- (C) 6000 K luce fredda, 4,8 W per metro, 12 V, IP54
- (N) 4000 K luce naturale, 4,8 W per metro, 12 V, IP54

Single wall hung vanity unit with LED backlit mirror, hairdryer holder MFC shelf. Aluminium hairdryer holder and black metal stirrups included.

- (C) 6000K cool white / 4.8W per meter, 12 V, IP54
- (N) 4000K natural white / 4.8W per meter, 12 V, IP54

Mensola / Shelf

Finiture
Finishes



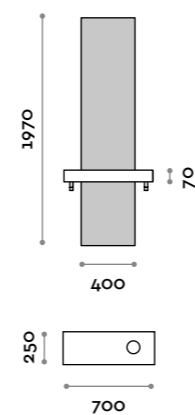
THE SWATCH BOOK

Specchio / Mirror

Argento
Silver

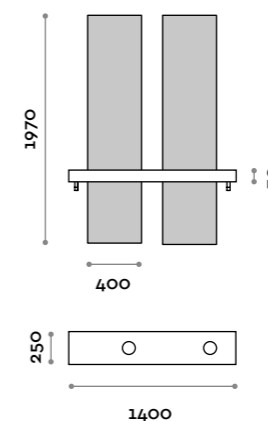
SHARPLS

Specchiera singola e mensola con un foro portaphon
Single wall hung vanity unit and shelf with one hairdryer holder



SHARPLD

Specchiera doppia e mensola con due fori portaphon
Double wall hung vanity unit and shelf with two hairdryer holders



Sharp

Specchiera da appendere composta da pannello con specchio incollato e mensola in acciaio inox con fori portaphon
 Single wall hung vanity unit with mirror glued on panel and stainless steel shelf with hairdryer holder

Pannello / Panel

Finiture
 Finishes



Specchio / Mirror



Argento
 Silver

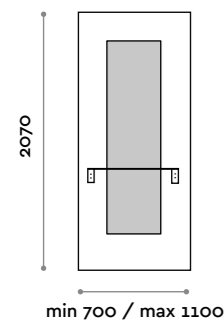
Mensola / Shelf



Acciaio inox
 Stainless steel

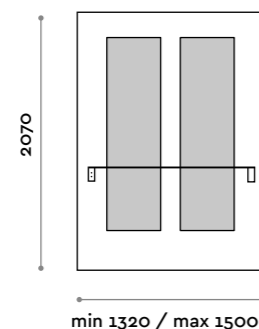
SHARPF5

Specchiera singola e mensola con un foro portaphon
 Single wall hung vanity unit and shelf with one hairdryer holder



SHARPF6

Specchiera doppia e mensola con due fori portaphon
 Double wall hung vanity unit and shelf with two hairdryer holders



Mensola in acciaio inox con fori portaphon
 Stainless steel shelf with hairdryer holders



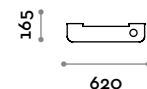
Mensola / Shelf



Acciaio inox
 Stainless steel

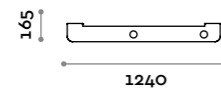
SHARPF5MEN

Mensola singola con un foro portaphon
 Single shelf with one hairdryer holder



SHARPF6MEN

Mensola doppia con due fori portaphon
 Double shelf with two hairdryer holders



Velvet



Specchiera da appendere composta da due specchi e mensola con due boccole portaphon in alluminio. Prese fissate alla struttura, a norma per i paesi di destinazione.
 Wall hung vanity unit with 2 mirrors, shelf with 2 aluminium hairdryer slots, sockets fixed to the structure. Electrical components according to each destination countries' laws.

Struttura / Structure

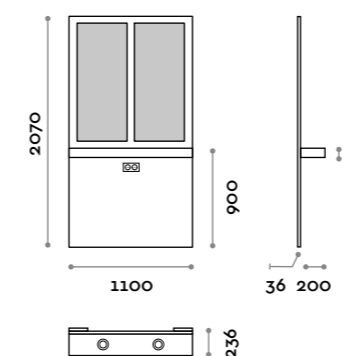
Finiture
 Finishes



Specchio / Mirror

Argento
 Silver

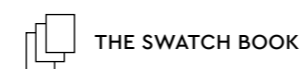
ACCSPES



Specchiera da appendere composta da due specchi e mensola con due boccole portaphon in alluminio. Prese fissate alla struttura, a norma per i paesi di destinazione. Top con due faretti LED, 12 V.
 Wall hung vanity unit with 2 mirrors, shelf with 2 aluminium hairdryer slots, sockets fixed to the structure. Electrical components according to each destination countries' laws. Top and 2 LED spotlights, 12 V

Struttura / Structure

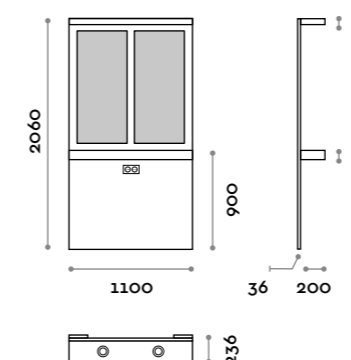
Finiture
 Finishes



Specchio / Mirror

Argento
 Silver

ACCSP-20



Broadway



Specchiera modello camerino, cornice con bulbi LED
• 2700K° a luce calda, 4W a lampadina.
Dressing room vanity unit with framed lighted mirror
• 4W 2700K warm white LED light bulbs.

Cornice / Frame

Finiture
Finishes



THE SWATCH BOOK

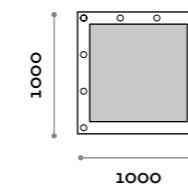
Specchio / Mirror



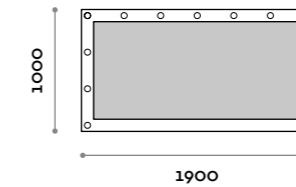
Argento
Silver



BROADWAYC10



BROADWAYC19



Dot Dot



Specchio con bulbi LED

- Sensore infrarosso
- Specchio spessore 5 mm
- Pellicola di sicurezza
- Funzione antiappannamento
- Montaggio orizzontale
- LED doppia colorazione 4000 o 6000 K
- 220V. CE. IP44

Mirror with LED bulbs

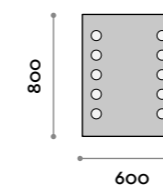
- Infrared sensor
- Mirror thickness mm 5
- Safety film
- Anti-fog function
- Horizontal mounting
- LED to choose between 4000 or 6000 K
- 220V. CE. IP44

Specchio / Mirror

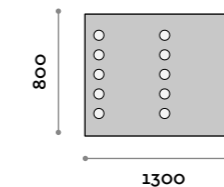
Argento
Silver



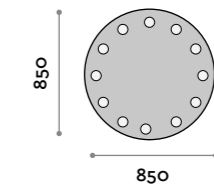
DOT DOT S



DOT DOT D



DOT DOT C



Venus

Specchio retro-illuminato a LED

- Cornice in alluminio anodizzato in due colori, nero e oro rosa
- Interruttore touch ON/OFF illuminato con cambio colore e funzione dimmer
- Spessore specchio 5 mm
- Pellicola di sicurezza
- Funzione antiappannamento con interruttore dedicato ON/OFF
- Temperatura colore TripleWhite 3000-4000 o 6000K
- Montaggio orizzontale o verticale
- 220V, CE, IP44

Backlit LED mirror

- Anodized aluminum frame in two colors, black and rose gold
- Illuminated touch ON/OFF sensor, color change and dimmer function switch
- 5mm mirror thickness
- Safety film
- Defogger function with dedicated ON/OFF touch switch
- TripleWhite LED temperature color 3000-4000 o 6000K
- Vertical or horizontal fixing
- 220V, CE, IP44

Cornice / Frame

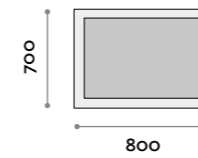
Alluminio anodizzato
Anodized aluminium



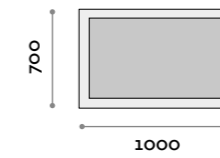
Specchio / Mirror



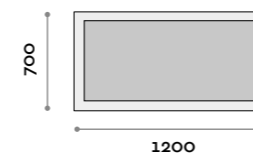
VE7080LED



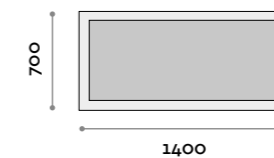
VE70100LED



VE70120LED



VE70140LED



Solaris

Specchio con sottile bordo in Plexiglas illuminato a LED


- Interruttore touch ON/OFF illuminato
- Spessore specchio 5mm
- Pellicola di sicurezza
- LED temperatura colore 6000K
- 220V, CE, IP44

Mirror with thin plexiglass edge illuminated with LED

- Touch ON/OFF switch
- Mirror thickness mm 5
- Safety film
- LED temperature 6000K
- 220V, CE, IP44

Cornice / Frame

Plexiglass



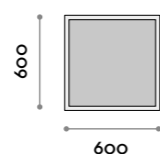
Bianco
White

Specchio / Mirror



Argento
Silver

SOLARIS 1



Specchio con sottile bordo in Plexiglas illuminato a LED


- Interruttore touch ON/OFF illuminato con cambio colore
- Spessore specchio 5 mm
- Pellicola di sicurezza
- Funzione antiappannamento
- LED Temperatura colore DualWhite 4000 o 6000K
- 220V, CE, IP44
- Montaggio orizzontale/verticale

Mirror with thin plexiglass edge illuminated with LED

- Touch ON/OFF switch to change colour
- Mirror thickness mm 5
- Safety film
- Antifog function
- LED temperature Dual White colour 4000K or 6000K
- 220V, CE, IP44
- Horizontal or vertical fastening

Cornice / Frame

Plexiglass



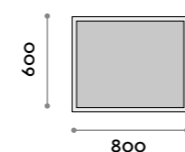
Bianco
White

Specchio / Mirror

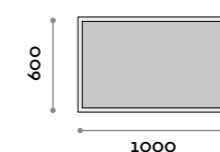


Argento
Silver

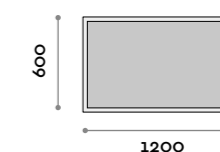
SOLARIS 2



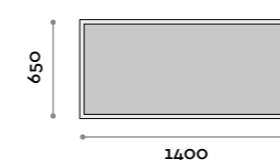
SOLARIS 3



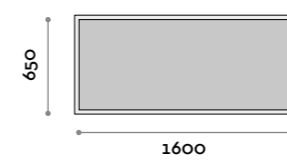
SOLARIS 4



SOLARIS 5



SOLARIS 6



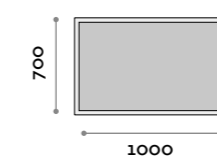
SOLARIS 7



SOLARIS 8



SOLARIS 9



Frame



Specchio con retro illuminazione perimetrale LED

- Interruttore touch laterale sulla striscia LED
- Spessore specchio 4 mm
- Pellicola di sicurezza
- LED 120 per metro, SMD 3528 da 9,6 watt per metro, 950 lumen per metro
- Temperatura colore 6000 K, 220V, CE, IP44
- Fissaggio orizzontale o verticale


Mirror with LED perimetral backlighting

- Touch switch on the LED strip on the side
- Mirror thickness 4 mm
- Safety film
- LED 120 per meter, smd 3528 9.6 watt per meter, 950 lumens per meter
- Colour temperature 6000 K, 220V, CE, IP44
- Horizontal or vertical fixing

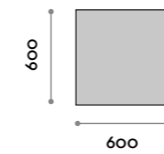
Specchio / Mirror



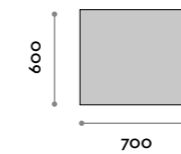
Argento
Silver



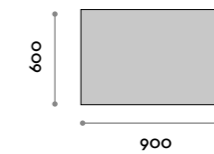
FRAME1



FRAME2



FRAME3



Polis

Specchio con cornice in alluminio unita a 45°

- Cornice colore nero
- Spessore specchio 5 mm
- Pellicola di sicurezza
- Fissaggio verticale o orizzontale
- CE

Mirror with anodized aluminum frame joined at 45°

- Black frame
- 5mm mirror thickness
- Safety film
- Vertical or horizontal fixing
- CE

Cornice / Frame

Alluminio
Aluminium



Nero
Black

Specchio / Mirror



Argento
Silver



Con LED

- Luce LED ambientale a 360° diffusa tramite Plexiglas a 45°
- Interruttore touch ON/OFF illuminato
- Funzione antiappannamento
- Temperatura colore LED 4000K
- 220V, CE, IP44

With LED

- 360° ambient lighting diffused through 45° Plexiglas
- Illuminated touch ON/OFF sensor switch
- Defogger function
- LED temperature color 4000K
- 220V, CE, IP44

Cornice / Frame

Alluminio
Aluminium



Nero
Black

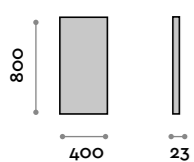
Specchio / Mirror



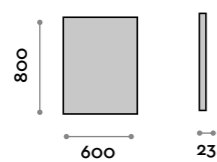
Argento
Silver



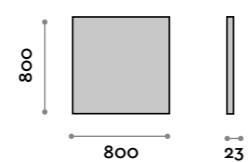
PO8040



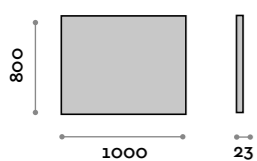
PO8060



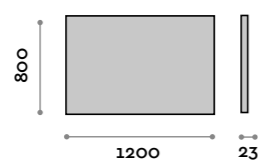
PO8080



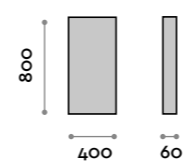
PO80100



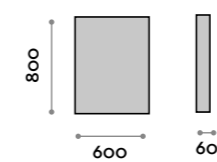
PO80120



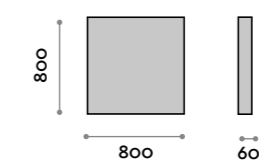
PO8040LED



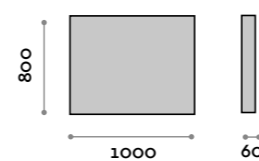
PO8060LED



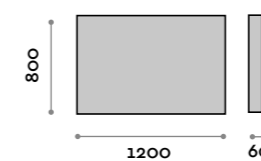
PO8080LED



PO80100LED



PO80120LED




Moonlight



- Specchio con sottile bordo in Plexiglass illuminato a LED
- Interruttore touch ON/OFF illuminato con cambio colore
 - Spessore specchio 5 mm
 - Pellicola di sicurezza
 - Funzione antiappannamento
 - LED temperatura colore Dual White 4000 o 6000K
 - 220V, CE, IP44

- Mirror with thin plexiglass edge illuminated with LED
- Touch ON/OFF and switch to change colour
 - Mirror thickness mm 5
 - Safety film
 - Antifog function
 - LED temperature Dual White colour 4000K or 6000K
 - 220V, CE, IP44

Cornice / Frame
Plexiglass



Bianco
White

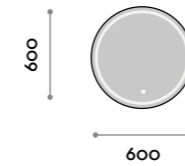
Specchio / Mirror



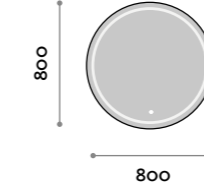
Argento
Silver



MOONLIGHT6



MOONLIGHT8



Giove

Specchio tondo con telaio in metallo, con finitura bianca o nera

- Cintura in pelle con finitura bianca o nera
- Spessore specchio 5 mm
- Pellicola di sicurezza
- CE

White or black round metal framed simple mirror

- Leather belt in white or black color
- 5mm mirror thickness
- Safety film
- CE

Cornice / Frame

Metallo
Metal



A
Bianco
White

B
Nero
Black

Specchio / Mirror

Argento
Silver



Cintura / Belt

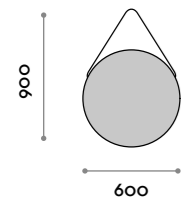
Pelle
Leather



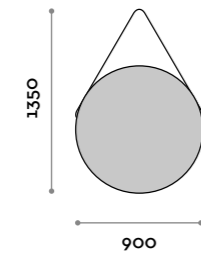
1
Bianco
White

2
Nero
Black

GIO600



GIO900



Saturno

Specchio con cornice in alluminio

- Cornice in due colori, nero e bianco
- Spessore specchio 5 mm
- Pellicola di sicurezza

Aluminum frame mirror

- Two finishes: black and white
- 5mm mirror thickness
- Safety film

Cornice / Frame

Alluminio
Aluminum



A
Bianco
White

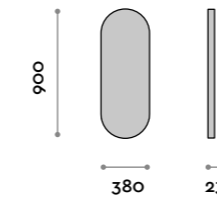
B
Nero
Black

Specchio / Mirror

Argento
Silver



SAT9038



Con LED

- Luce LED perimetrale a 360°
- Interruttore touch ON/OFF illuminato
- Temperatura colore LED 4000K
- 220V, CE, IP44

With LED

- 360° perimeter lighting around the mirror
- Illuminated touch ON/OFF sensor switch
- LED temperature color 4000K
- 220V, CE, IP44

Cornice / Frame

Alluminio
Aluminum



A
Bianco
White

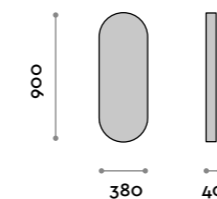
B
Nero
Black

Specchio / Mirror

Argento
Silver



SAT9038LED



Dioniso

Specchiera con telaio in alluminio laccato, attacco orientabile, con specchio disponibile in differenti finiture.

Mirror with lacquered aluminium frame, adjustable fastening, available in different finishes.

Cornice / Frame

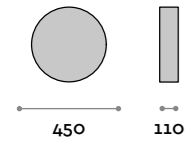
Alluminio
Aluminum



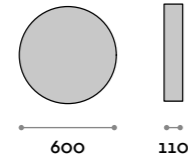
Specchio / Mirror



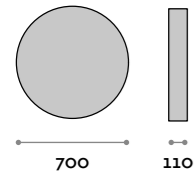
DIONISO 1-20



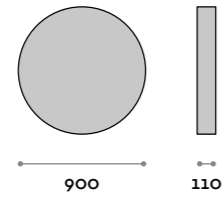
DIONISO 2



DIONISO 3



DIONISO 4



Just

Specchio filo lucido
• Pellicola di sicurezza
• Spessore specchio 4 mm
• Fissaggio orizzontale o verticale

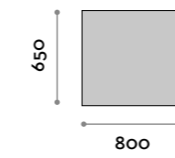
Wall hung mirrors
• Safety film
• Mirror thickness mm 4
• Horizontal or vertical fastening

Specchio / Mirror



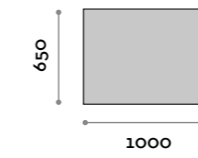
JUST1

Angoli retti
Squared corners



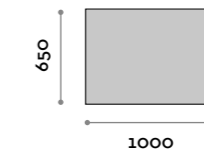
JUST2

Angoli retti
Squared corners



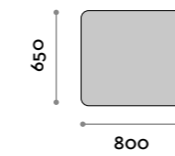
JUST3

Angoli retti
Squared corners



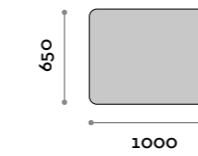
JUSTC1

Angoli arrondati
Rounded corners




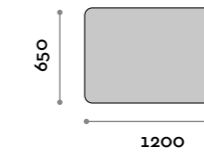
JUSTC2

Angoli arrondati
Rounded corners



JUSTC3

Angoli arrondati
Rounded corners



Jump

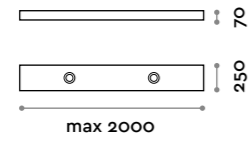
Mensola in finto spessore h 70 mm, con struttura in MDF laminato e boccole portaphon in alluminio.
 Floating shelf with aluminium hair-dryer slots, 70 mm thick with laminated MDF structure.

Mensola / Shelf

Finiture
 Finishes



ACCMES



Mensola spessore h 41 mm, con struttura in MDF laminato e boccole portaphon in alluminio.
 Gambe in acciaio verniciato, max 2 mt.

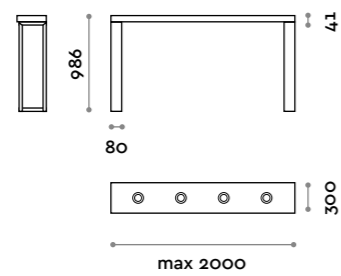
Floating shelf with aluminium hair-dryer slots, 41 mm thick with laminated MDF structure.
 Painted steel legs, length up to 2 m

Mensola / Shelf

Finiture
 Finishes



ACCMEN-20



Gambe / Legs

Acciaio
 Steel



9022
 Grigio
 Grey



Base

Mobile lavello in multistrato marino laminato (Lavabo e miscelatore non inclusi)
 Ante con cerniere ammortizzate e maniglie a gola.
 Sink cabinet made in laminated marine plywood (Sink and water tap not included)
 Doors with braked hinges and groove handles.

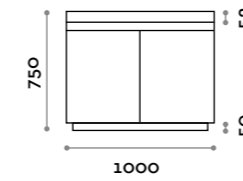


Mobile / Cabinet

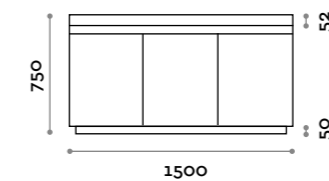
Finiture
 Finishes



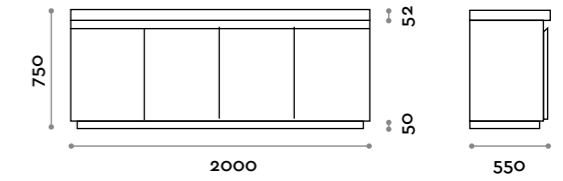
ACCSINKD100



ACCSINKD150



ACCSINKD200



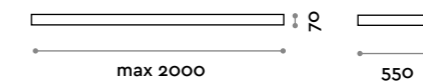
Mensola in multistrato marino laminato (Lavabo e miscelatore non inclusi)
 Shelf in laminated marine plywood (Sink and water tap not included)

Mensola / Shelf

Finiture
 Finishes



ACCSINK




Block



Lavabo in ceramica, installazione in appoggio o a parete con piletta in ceramica a scarico libero
 Countertop or wall-mounted ceramic washbasin with free discharge

Lavabo / Sink

Colori opachi
 Matt colors

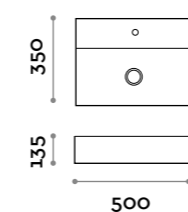


Bianco
 White



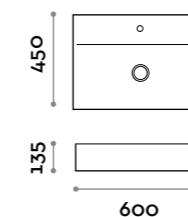
BLOCK50

1 vasca
 1 sink



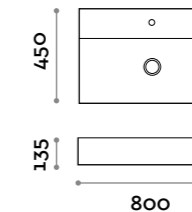
BLOCK60

1 vasca
 1 sink



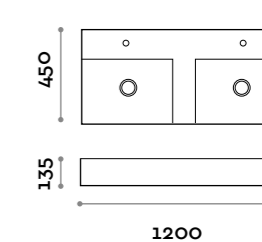
BLOCK80

1 vasca
 1 sink



BLOCK120

2 vasche
 2 sinks



Miscelatori / Faucets



CRL
 Cromato
 Chrome



C03
 Bianco
 White



C04
 Nero
 Black




IX
 Inox spazzolato
 Brushed stainless



RUBIO1

Miscelatore monocomando
 soprapiano per lavabo,
 comando a leva.
 Countertop lever
 mixer tap.

Shape



Lavabo in ceramica, installazione in appoggio con piletta in ceramica a scarico libero
Ceramic countertop sink with drain and free discharge

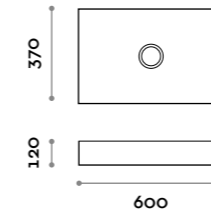
Lavabo / Sink

Colori opachi
Matt colors



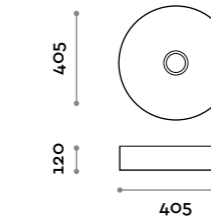
SHAPE60

Lavabo in ceramica rettangolare
Rectangular ceramic sink



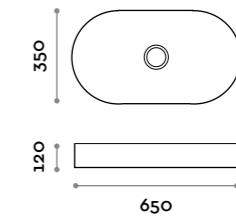
SHAPE40

Lavabo in ceramica tondo
Rounded ceramic sink

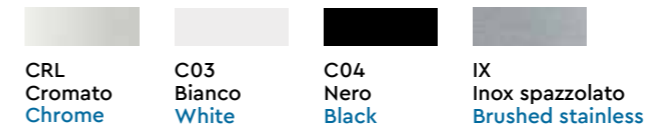


SHAPE65

Lavabo in ceramica ovale
Oval ceramic sink



Miscelatori / Faucets



RUBIO2
Miscelatore monocomando
soprapiano per lavabo,
comando a leva.
Countertop lever mixer tap.



RUBIO3
Miscelatore monocomando a
parete con comando a leva,
completo di parti da incasso.
Single lever built-in faucet for sink,
complete with built-in parts.



RUBIO4
Miscelatore monocomando a
parete su piastra con comando a leva,
completo di parti da incasso.
Single lever built-in faucet for sink with
cover, complete with built-in parts.


Bol



Lavabo in ceramica, installazione in appoggio con piletta in ceramica a scarico libero
Ceramic countertop sink with drain and free discharge

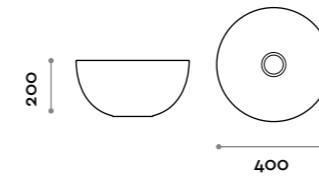
Lavabo / Sink

Colori opachi
Matt colors

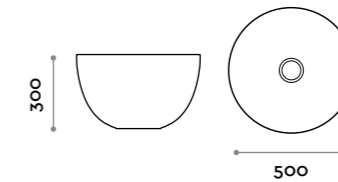


Bianco
White

BOL40




BOL50



Miscelatori / Faucets



CRL
Cromato
Chrome



C03
Bianco
White



C04
Nero
Black



IX
Inox spazzolato
Brushed stainless



RUBIO3

Miscelatore monocomando a parete con comando a leva, completo di parti da incasso.
Single lever built-in faucet for sink, complete with built-in parts.



RUBIO4

Miscelatore monocomando a parete su piastra con comando a leva, completo di parti da incasso.
Single lever built-in faucet for sink with cover, complete with built-in parts.


Pila



Lavabo centro stanza.
Free standing sink.

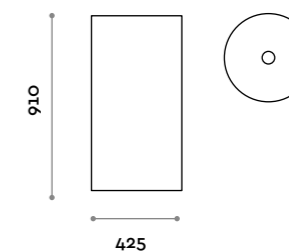
Lavabo / Sink

Colori opachi
Matt colors



Bianco
White


PILASF



Miscelatori / Faucets



CRL
Cromato
Chrome



C03
Bianco
White



C04
Nero
Black



IX
Inox spazzolato
Brushed stainless



RUBIO3
Miscelatore monocomando a parete con comando a leva, completo di parti da incasso.
Single lever built-in faucet for sink, complete with built-in parts.



RUBIO4
Miscelatore monocomando a parete su piastra con comando a leva, completo di parti da incasso.
Single lever built-in faucet for sink with cover, complete with built-in parts.

Simple



Mensola con lavello ad incasso in PVC laminato con vasca in acciaio compreso fondello estraibile. Due versioni, con foro per miscelatore in appoggio, senza foro per miscelatore a parete.

Sink shelf with integrated sink, made in laminate PVC with inox steel basin. Removable bottom included. Two versions, with hole for countertop faucets, without hole for wall mounted faucets.

Lavabo e mensola / Sink and shelf

Finiture
Finishes



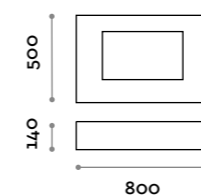
Fenix



0032 Bianco White
0720 Nero Black
0724 Grigio Grey

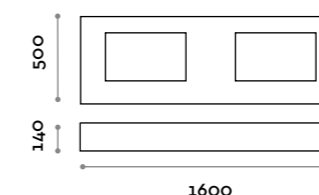
SIMPLE 1

Compatibile con miscelatore RUBIO 3-4
Compatible with RUBIO 3-4 faucets




SIMPLE 2

Compatibile con miscelatore RUBIO 3-4
Compatible with RUBIO 3-4 faucets



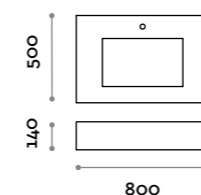
SIMPLE 3

Compatibile con miscelatore RUBIO 3-4
Compatible with RUBIO 3-4 faucets



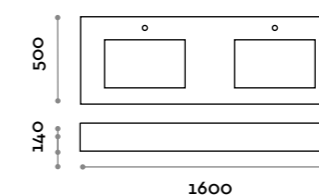
SIMPLE 1CF

Compatibile con miscelatore RUBIO1
Compatible with RUBIO1 faucet



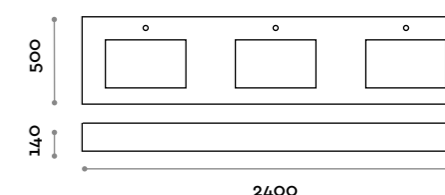
SIMPLE 2CF

Compatibile con miscelatore RUBIO1
Compatible with RUBIO1 faucet



SIMPLE 3CF

Compatibile con miscelatore RUBIO1
Compatible with RUBIO1 faucet



Miscelatori / Faucets

CRL Cromato Chrome
C03 Bianco White
C04 Nero Black
IX Inox spazzolato Brushed stainless



RUBIO1
Miscelatore monocomando sopra piano per lavabo, comando a leva.
Countertop lever mixer tap.



RUBIO3
Miscelatore monocomando a parete con comando a leva, completo di parti da incasso.
Single lever built-in faucet for sink, complete with built-in parts.



RUBIO4
Miscelatore monocomando a parete su piastra con comando a leva, completo di parti da incasso.
Single lever built-in faucet for sink with cover, complete with built-in parts.

Lamina

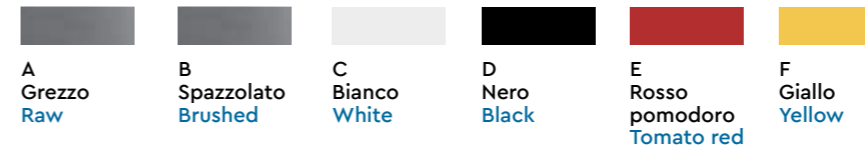


Lavabo da appoggio in acciaio inox con piletta cieca a scarico libero.
Countertop washbasin made in Stainless steel with free discharge and not visible drain.

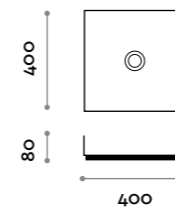


Lavabo / Sink

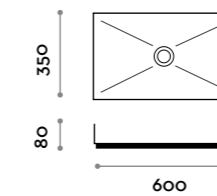
Acciaio inox
Stainless steel



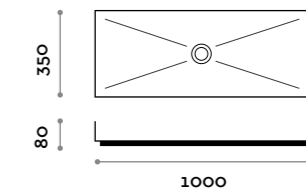
LAMINA40



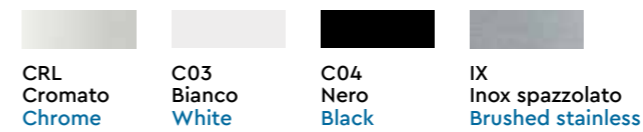
LAMINA60



LAMINA100



Miscelatori / Faucets



RUBIO2
Miscelatore monocomando sopra piano per lavabo, comando a leva.
Countertop lever mixer tap.



RUBIO3
Miscelatore monocomando a parete con comando a leva, completo di parti da incasso.
Single lever built-in faucet for sink, complete with built-in parts.



RUBIO4
Miscelatore monocomando a parete su piastra con comando a leva, completo di parti da incasso.
Single lever built-in faucet for sink with cover, complete with built-in parts.

192

Studio T



194

Studio S



196

Voox T



198

Voox S



200

Eha-mat



Box Doccia e Toilet Shower and Toilet Cubicles

Studio

Sistema modulare

- Pareti divisorie fissate con due morsetti alla parete di fondo, piedino a terra, morsetto al tubo strutturale superiore.
- Ante dotate di sistema di apertura a bilico con ritorno automatico, costituito da: piedino fissato a terra, morsetto ammortizzato fissato al tubo strutturale superiore.
- Tubo orizzontale per l'ancoraggio superiore di pareti divisorie e ante, con supporti terminali fissati a parete.

Materiali

- Laminato HPL stratificato, spessore 10 mm, classificato come pannello autoportante con reazione al fuoco Euro classe Bs1-do e rilascio formaldeide classe E1, con angoli raggiati e bordi perimetrali bisellati
- Vetro temperato stratificato con pellicola PVB colore a scelta, spessore 5+5 mm, trattamento termico HST (Heat Soak Test), con angoli raggiati e bordi perimetrali bisellati.
- La specifica ferramenta strutturale, interamente disegnata da fit interiors, è realizzata in alluminio estruso o lavorato al tornio. Il morsetto superiore per ante è ammortizzato tramite alette in acciaio armonico.

Modular system

- Partition walls fixed with two clamps to the back wall, foot on the ground, clamp to the upper structural pipe.
- Doors equipped with pivoting opening system with automatic return, consisting of: foot fixed to the ground, shock-absorbing clamp fixed to the upper structural tube.
- Horizontal tube for upper anchorage of partition walls and doors, with end supports fixed to the wall.

Materials

- HPL laminate, thickness 10 mm, classified as self-supporting panel with reaction to fire Euro class Bs1-do and formaldehyde release class E1, with rounded corners and bevelled edges
- Laminated tempered glass with PVB colour film of choice, thickness 5+5 mm, HST (Heat Soak Test) heat treatment, with rounded corners and bevelled edges.
- The specific structural hardware, entirely designed by fit interiors, is made of extruded or lathe machined aluminium. The upper sash clamp is cushioned by harmonic steel fins.



Studio T

Ante e divisori/ Doors and partitions

Vetro / Glass

Bianco Opale Opal White	9005 Nero Black	3001 Rosso Red	1015 Avorio chiaro Light Ivory	5023 Blu Universo Universe Blue

HPL

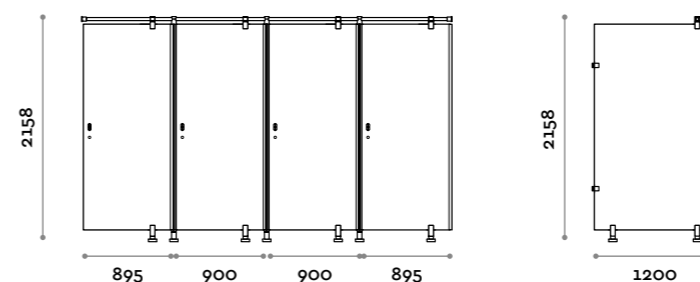
411 Bianco White	431 Rosso Red	879 Grigio Grey	850 Blu Blue



STUDIO T

Box toilet con ante e divisori in vetro o HPL.

- Maniglia e serratura libero/occupato
- Profili di battuta in acciaio inox
- Toilet cubicle with doors and partition in glass or HPL
- Handle and vacant/occupied lock
- Closing profile in stainless steel







Studio S

Ante e divisori/ Doors and partitions

Vetro / Glass


				
Bianco Opale Opal White	9005 Nero Black	3001 Rosso Red	1015 Avorio chiaro Light Ivory	5023 Blu Universo Universe Blue

HPL

			
411 Bianco White	431 Rosso Red	879 Grigio Grey	850 Blu Blue



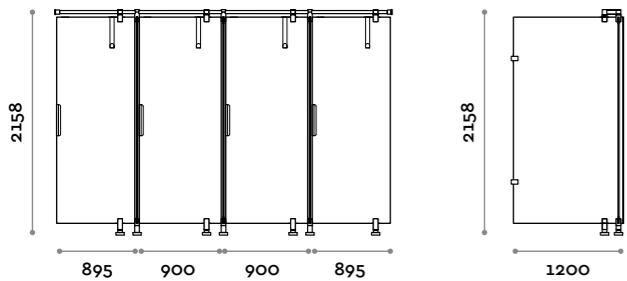
Alcune possibili combinazioni
Possible compositions



STUDIO S

Box doccia con ante e divisori in vetro o HPL

- Maniglia acciaio inox per HPL e vetro
 - Gancio acciaio inox per accappatoio, per HPL e vetro
 - Fermoporta per ante doccia in vetro
- Shower cubicle with doors and partition in glass or HPL
- Stainless steel handle for HPL and glass
 - Stainless steel hook for towels, for HPL and glass
 - Door stopper to prevent slamming for glass door



Voox

Sistema modulare

- Parete divisorie ancorate alla parete di fondo tramite morsetti e viti di serraggio in acciaio AISI 304
- Piede livellatore da pavimento, h 15 cm per fissaggio sospeso
- Barra di giunzione orizzontale fra i moduli
- Anta montata su cerniere regolabili in acciaio AISI 304

Materiali

- Laminato HPL stratificato, spessore 10 mm, classificato come pannello autoportante con reazione al fuoco Euro classe Bs1-do e rilascio formaldeide classe E1, con angoli raggiati e bordi perimetrali bisellati
- La specifica ferramenta strutturale, interamente disegnata da Fit Interiors, è realizzata in acciaio AISI 304.

Modular system

- Partition wall fixed to the back wall through AISI 304 steel clamps and clamping screws
- Floor levelling foot, h 15 cm for suspended fixing
- Horizontal junction bar between modules
- Door mounted on AISI 304 steel adjustable hinges

Materials





- HPL laminate, thickness 10 mm, classified as self-supporting panel with reaction to fire Euro class Bs1-do and formaldehyde release class E1, with rounded corners and bevelled edges
- The specific structural hardware, entirely designed by fit interiors, is made of AISI 304 steel.




Voox T

Ante e divisori/ Doors and partitions

HPL

			
411 Bianco White	431 Rosso Red	879 Grigio Grey	850 Blu Blue



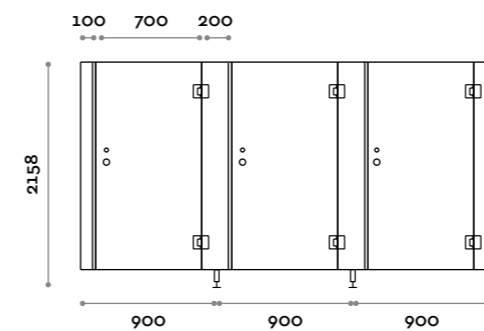
VOOX T

Box toilet con ante e divisori in HPL.

- Maniglia e serratura libero/occupato
- Profili di battuta in acciaio inox

Toilet cubicle with doors and partition in HPL





- Handle and vacant/occupied lock
- Closing profile in stainless steel



Voxx S

Ante e divisori/ Doors and partitions

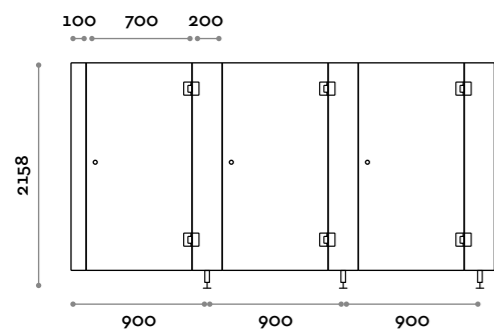
HPL

			
411 Bianco White	431 Rosso Red	879 Grigio Grey	850 Blu Blue




VOOX S

Box doccia con ante e divisori in HPL.
 Pomolo in acciaio inox e gancio per accappatoio opzionale
 Shower cubicle with doors and partition in HPL.
 Stainless steel handle and hook for towels (optional)



Alcune possibili combinazioni
 Possible compositions



Eha-Mat



EHA-MAT è prodotto in uno speciale materiale sintetico con caratteristiche batteriostatiche e fungicide. Evita pertanto la proliferazione di microorganismi. E' facilmente lavabile ed offre un'altissima resistenza agli agenti chimici. Il materiale antiscivolo in cui è prodotto garantisce una tenuta ottimale sia sulla pavimentazione che sulla parte superiore a contatto con gli utenti. La trama a grata consente un immediato deflusso dell'acqua. Risponde alle norme di sicurezza antiscivolo tedesche GUV N.2617/DIN 51097 (test Gruppo A). Il materiale ad altissima resistenza con cui è prodotto garantisce ad EHA-MAT una durata pressoché illimitata, sia dal punto di vista dei colori che da quella del degrado del materiale stesso.

EHA-MAT is manufactured in a special synthetic material with fungicide and bacteriostatic characteristics. It therefore avoids the proliferation of microorganisms. It is easily washable and offers very high resistance to chemicals agents. The anti-slip material guarantees an optimal seal on both the flooring and on the top part, in contact with the users. The grating pattern allows for an immediate outflow of water. It meets safety standards German anti-slip GUV No. 2617/DIN 51097 (Group A test). The very high strength material guarantees to EHA-MAT almost an unlimited lifetime, from both the point of view of the colors and that one of degradation of the material itself.

Colori / Colors




Beige



Grigio
Grey



Rosso (su richiesta)
Red (on request)



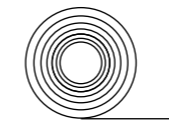
Azzurro (su richiesta)
Blue (on request)



Verde (su richiesta)
Green (on request)

EM60

Dimensioni rotolo
Roll dimensions



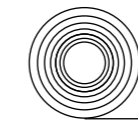
5,000



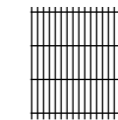
600

EM80

Dimensioni rotolo
Roll dimensions



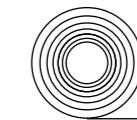
5,000




800

EM100

Dimensioni rotolo
Roll dimensions



5,000



1000





The Swatch Book

—
Finiture
Materiali
Colori
Finishes
Materials
Colors

Pannelli e Laminati / Panels and Laminates

Legno Wood



K4947AN
LIME MALVO LIGHT




K4410AW
NATIVE OAK LIGHT



S010
CHAMPAGNE YOSEMITE



S073
ST JAMES PARK SHERWOOD



LN01
OLD KING TRANCHE



LK48
NOCE LEUCA MATRIX



K5413RO
QUERCIA ENDGRAIN COGNAC



S071
GREENWICH PARK SHERWOOD



S139
ESPERIA DOHA

Cemento Concrete



44374DP
CEMENTO GRIGIO OPALE



44407DP
CEMENTO PLATINO



44405DP
CEMENTO GRIGIO ARDESIA



FB67
GROTTO ARES

Metallo Metal



FB84
IDEA CUPRO



44408DP
RUGGINO RAME BRONZO



F76037VV
PHOENIX BROWN



U005
URBAN IRON

Bianco e Nero Black and White



B073
MILLENNIUM WHITE



U129
MILLENNIUM BLACK



BIANCO CERA
WHITE WAX



NERO OPACO CERA
MATT BLACK WAX

Pelle e Tessuto Skin and Fabric



B073
TOTAL WHITE PRIMOFIORE



UB48
BOLOGNA PRIMOFIORE



FA44
KAKI PENELOPE



FA46
GUERRILLA PENELOPE



FA33
MAYA BRONZE PENELOPE



FA91
CORTECCIA SPIGATO

Marmo e Pietra Marble and Stone



FC13
TORANO OVATTA












K5580DP
CHEPE



FC18
MONTILLA OVATTA

Pannelli e Laminati / Panels and Laminates

Tinta Unita Solid Color

	
6577ST CASHMERE	5686ST ANTHRACITE
	
2134PE ZINC YELLOW	U321 CHINA RED
	
2098NM CERAMIC RED	20244NM PETROLEUM
	
25736NM MOSS GREEN	25727NM ACAI
	
25718NM BLUE MOROCCO	

Cassa Armadi Structure Lockers

	
6577ST CASHMERE	5686ST ANTHRACITE


Laminati / Laminates

Armadi Next / Next Lockers

	
454 ROSE GOLD	M4522 STAINLESS STEEL
	
M2052 COPPER	


Fenix

Banconi Reception: Universal e Uniko Lavabo Simple Universal and Uniko Reception Counters Simple Sink

	
0032 WHITE	0720 BLACK
	
0724 GREY	



Krion

Bancone Reception Uniko Uniko Reception Counter







K WHITE

Vetro / Glass

Armadi Etoile Etoile Lockers




	
9010 PURE WHITE	1015 LIGHT IVORY
	
1023 TRAFFIC YELLOW	3014 ANTIQUE PINK
	
7004 SIGNAL GREY	3001 RED
	
6029 MINT GREEN	7015 SLATE GREY
	
9005 BLACK	5013 COBALT BLUE

Box Doccia e Toilet Showers and Toilet Cubicles

	
OPAL WHITE	1015 LIGHT IVORY
	
3001 RED	5023 UNIVERSE BLUE
	
	9005 BLACK

HPL

Box Doccia e Toilet Showers and Toilet Cubicles

	
411 WHITE	431 RED
	
879 GREY	850 BLUE

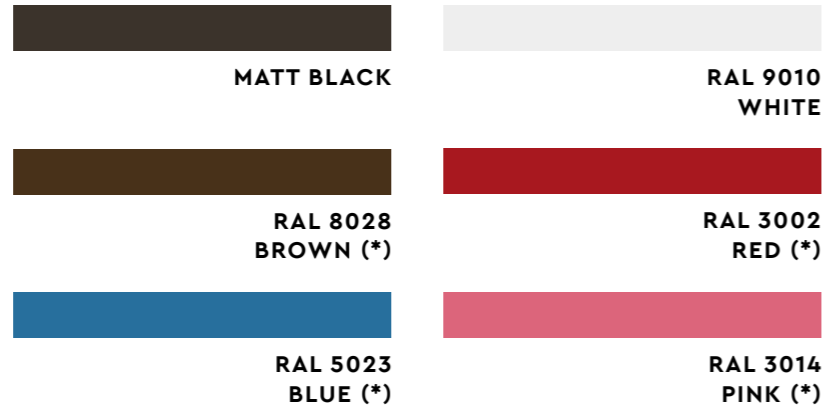
Ceramica / Ceramics

Bancone Reception Universal Universal Reception Counter

	
CALACATTA GOLD POLISHED	NOIR DESIR POLISHED

Alluminio / Aluminum

Armadi Factory
Panca Tecno
Factory Lockers
Tecno Bench



(*) Factory, minimo 15 armadi
Factory, 15 lockers minimun


Acciaio / Steel

Bancone Reception
Uniko
Uniko Reception
Counter



Ecopelle / Eco-leather

Tinta Unita
Solid Color





Ecopelle / Eco-leather

Stampa digitale
Digital printing

Panca Dune
Dune Bench

Geometrica
Geometric



Militare
Camouflage



Grafica
Graphics



Headquarter

Gruppo P&G srl

Via Emilia, n.3916

47020 Longiano (FC), Italy

tel. (+39) 0547 58746

info@gruppopeg.com

follow us



**fit
interiors**

**furniture for health
and golf clubs, gyms
hotel&spa, medical
and corporate**

visit www.fitinteriors.com