


*Country Roads, Autumn Leaves,  
and Basket Weaves*

*West Virginia Basketmakers Convention  
Oct. 31 - Nov. 2, 2025  
Battlers Knob; Philippi, WV*

[www.wvbasketmakersassociation.com](http://www.wvbasketmakersassociation.com)



## Country Roads, Autumn Leaves, & Basket Weaves

### WVBA 2025 Convention Committee & Volunteers

Convention Coordinators .....	Nancy Sealey/Lara Lawrence
Class Registration .....	Nancy Sealey
Convention Brochure .....	Jan Hensley
Name Tags .....	Nancy Sealey
On Site Registration .....	North Central
Signs .....	Nancy Sealey
Silent Auction/Raffle .....	North Central/Western Weavers
Teacher Appreciation Gifts .....	WVBA
Teacher/Vendor Liaison .....	Lara Lawrence
WVBA Logo Products .....	Nancy Sealey/Lara Lawrence
Gail Hutchinson Memorial Raffle .....	Memorial Committee



### 2025 WVBA Officers

Jan Hensley, President  
Nancy Sealey, Secretary

Lara Lawrence, Vice President  
Sharon Scott, Treasurer



### 2025 Convention Schedule

Friday, Oct. 31	Registration: begins at 12 noon Class time (6 hours): 1pm-5pm <b>and</b> 6pm-8pm Dinner: 5pm-6pm
Saturday, Nov. 1	Class time (8 hours): 9am-1pm <b>and</b> 2pm-6pm Class time (4 hours): 9am-1pm <b>or</b> 2pm-6pm Lunch: 1pm-2pm Dinner: 6pm-7pm General meeting and raffle immediately after dinner.
Sunday, Nov. 2	Class time (4 hours): 9am-1pm Convention closes: 1pm



### 2025 Convention Location:

**Battlers Knob, 101 College Hill Drive; Philippi, WV 26416**



Battlers Knob is a relatively new company that opened on the former campus of Alderson Broadus University. If Battlers Knob does not appear on your GPS or map app, search for Alderson Broadus University or by the address: 101 College Hill Drive; Philippi, WV 26416.

The WVBA Convention will be held in Heiner Hall.

Signs will be posted to direct participants to Heiner Hall and designated parking areas.

For questions about directions, call Battlers Knob at (304) 314.2860 or (304) 613.7180



COUNTRY ROADS, AUTUMN LEAVES & BASKET WEAVES  
WEST VIRGINIA BASKETMAKERS ASSOCIATION  
2025 CONVENTION  
OCTOBER 31-NOVEMBER 2, 2025

Welcome!! It is our pleasure to invite you to the 2025 WVBA Convention: *Country Roads, Autumn Leaves, & Basket Weaves*. Please submit your registration as soon as possible.

Our convention is being held at Battlers Knob LLC (former Alderson Broaddus University), Philippi, WV. There is housing available on campus and at various hotels and Air B&Bs nearby for your convenience. This facility has outstanding lighting, ample parking, handicap accessibility, and an open floor plan that allows for more than the average number of weaving stations.

WVBA will **NOT** be providing meals this year as part of your registration fees. Meals will be catered by Battlers Knob staff. If you decide to purchase the catered meals, you must order your meals and prepay for them at the time of registration. There are various restaurants in the area if you choose to go off site for meals.

We will provide beverages and snacks throughout the weekend. We greatly appreciate those of ***you who will provide your favorite snack and/or dessert to share*** with all participants to help keep costs down. Also, all donations to the silent auction and raffles will be sincerely appreciated!

We are pleased that the teachers and K-n-K Creations will be vending throughout the convention.

We look forward to seeing all our old friends and adding new ones! We hope you will join us October 31-November 1 for our 2025 WVBA Convention!

CONTENTS

Convention Committees & Volunteers .....	Inside Front Cover
WVBA Officers .....	Inside Front Cover
Weekend Schedule .....	Inside Front Cover
Location & Directions.....	Inside Front Cover
Welcome Message and Table of Contents .....	1
Registration Instructions .....	2
Vendor Information .....	3
Meals.....	3
Lodging Information.....	3
Friday Classes .....	4-7
Skill Level Guide .....	7
Saturday Classes .....	8-12
WVBA Logo Products Information .....	12
Sunday Classes.....	13-16
WV Basketweaving Guilds .....	16
Registration Form .....	17
WVBA Membership Form .....	18

## REGISTRATION INSTRUCTIONS

Registration fees for the 2025 WVBA Convention are as follows:

**Full Convention** Early Registration **due by July 15, 2025** (does **not** include meals):

- **\$50** for WVBA Members
- **\$70** for non-members (\$50 registration fee and \$20 membership fee)

**Full Convention** after July 15 (does **not** include meals):

- **\$60** for WVBA Members
- **\$80** for non-members (\$60 registration fee and \$20 membership fee)

**Day Registration:**

- **\$45** per day (includes membership, snacks, and drinks; does not include meals)

**Class fees:** due no later than **September 10, 2025**

**For answers to most of your questions, please read the following instructions carefully:**

1. Paid members of the WVBA will receive the 2025 Convention Booklet. Non-members will be charged a pre-paid fee of \$5.00 for the mailing of the Convention Booklet or it may be downloaded from the WVBA website.
2. You **must** use the registration form provided in the Convention Booklet or on the website to register. Please make a copy for your records. **Please print clearly or type.** Classes are assigned on a first come first served basis by postmark date. You should list more than one class for each period. Only listing one class will not guarantee you will get that class.
3. Your registration fee must accompany the registration form along with a stamped, pre-addressed No. 10 envelope (4" x 9"). Payment for meals and WVBA logo items are also due at the time of registration. **Make checks payable to WVBA.**
4. Registration forms and registration checks are to be mailed to:  
**Nancy Sealey; 2768 Emmons Ave.; Huntington, WV 25702.**
5. Class fees are due once you have been notified of your class assignments. All checks must be made payable to the teacher(s) for each assigned class(es) and dated **Oct. 31, 2025**. Class fees are to be mailed to Nancy Sealey; 2768 Emmons Ave.; Huntington, WV 25702, by **Sept. 10, 2025**.
6. No refunds for cancellations after Sept. 30, 2025. **NO EXCEPTIONS.**
7. Please note the **basket size** and weaving **skill level** when making your class selections.
8. To maximize the number of baskets being offered, most teachers are teaching multiple baskets during the same period.
9. **Don't forget** to bring your basket making tools and any other tools specified by the teacher.




The 2025 Convention Booklet will be available after May 1 on the WVBA website:

[www.wvbasketmakersassociation.com](http://www.wvbasketmakersassociation.com)

Still have questions not answered above? Contact:

Nancy Sealey; (304) 544-1267 <a href="mailto:nana276815@gmail.com">nana276815@gmail.com</a>	Lara Lawrence; (304) 614-6929 <a href="mailto:weave4fun@yahoo.com">weave4fun@yahoo.com</a>
--	---

## GENERAL NOTES & CONVENTION INFORMATION


-  **KnK Creations;** Karen & Kim Maugans; 540.292.1669. Save on shipping! Go to <https://knkcreationsonline.com> to place an order to be delivered at the convention.
-  **Summers Sharpening LLC** will be on site Saturday, Nov. 1, to sharpen scissors and knives for \$5 each.
-  **Gail Hutchinson Memorial Fund** was established in honor of a great teacher and friend to many basket weavers. Gail served as Past President of WVBA and Convention Chair. A fund (from the proceeds of the raffles held at Conventions) has been established to award scholarships to cover the cost of registration in next year's WVBA convention. Donations are being accepted and anyone wishing to contribute may do so by sending donations to Sharon Scott, WVBA treasurer.



### Meals for the 2025 WVBA Convention

Please note: We will **NOT** be offering Lunch on Friday or Sunday.  
Meals must be ***paid for at the time of registration.***

Friday Dinner \$10 per person	Baked Potato Bar: topping choices include Butter, bacon, sour cream, cheddar cheese, green onions, beef chili, pulled pork, salsa and chives. Served with a hot roll.
Saturday Lunch \$10 per person	Soup & Salad: choices include Vegetable Beef Soup, Potato Soup, White Chicken Chili, Pasta Salad, Potato Salad and Caesar Salad. Served with bread stick.
Saturday Dinner \$15 per person	Chicken Alfredo, Baked Steak with Mashed Potatoes and Gravy, Green Beans, Toss Salad and Hot Rolls



### Lodging for the 2025 WVBA Convention

Participants are responsible for making their own lodging arrangements.

**Battlers Knob Inn (On site): call (304) 314.2860 or (304) 613.7180**

- **Queen Bed: \$79**
  - Wi-Fi, Kitchen, Cable, Commons Area, Porch
- **Dormitory: \$50 per room**
  - 2 twin beds in each room
  - Every 2 dorm rooms share a bathroom
  - Must provide your own bed linens/towels/toiletries

**Mountaineer Inn (4 miles from Convention site): call (304) 457.5888**

- Call for rates (restaurant with home cooking adjacent to the Inn)

**Midtown Motel (approximately 13 miles from Convention site): call (304) 823.2330 or (304) 591.5657**

- You must tell them you are attending the WVBA Convention
- 1 Full or Queen Bed/Room: \$50
- 2 Queen Beds/Room: \$60

**Check out the numerous Vrbo and Airbnb lodgings in the Philippi, WV, Area**

**Friday; Oct. 31, 2025; Note: All Friday classes are 6 hours long**

**Class Times: 1pm-5pm and 6pm-8pm; Dinner: 5pm-6pm**



**Autumn Tease; Karen and Kim Maugans; All Levels; \$65**

**Dimensions:** 4.5" H, 11" Diameter, 35" Circumference

**Materials:** Natural and dyed reeds in various sizes, wooden base, leather handles

**Description:** Techniques include: inserting spokes into a slotted, wooden base; twining; triple twining (including Seagrass); start and stop weaving; and attaching leather straps. Being that it is a 'tease', this basket will incorporate various fall colors.



**Orange Carat; Karen and Kim Maugans; All levels; \$65**

**Dimensions:** 16" L, 12" W, 13" H with handle

**Materials:** Natural and dyed reeds, Williamsburg handle, orange pips

**Description:** Designed on a 7" Williamsburg handle, techniques include start/stop weaving using natural and dyed Sunshine Orange reeds, braided border, and finishing with decorative orange pips. Cane smocking over the center wide strip creates the diamonds.

**Color choices:** All students will use the colored reeds shown in picture.



**Tournesol Tote; Bonnie Rideout; All Levels; \$85**

**Dimensions:** 10.5" L, 7.5" W, 8" H without handle

**Materials:** Dyed reeds, wooden base, braided handles; sunflower embellishment

**Description:** This tote starts by inserting spokes into a slotted, wooden base. Techniques include: setting up a wooden base, twining, start/stop weaving, start/stop twill weaving, and SHAPING! Shaping is really emphasized in this class. Pretty chocolate brown, braided handles are attached using d-rings. A pretty sunflower adorns the front of the basket. **Note:** Students are asked to bring Insta Cure glue to class.



**South by Southwest; Bonnie Rideout; All Levels; \$85**

**Dimensions:** 14" L, 7.5" W, 17" H with handle

**Materials:** Dyed reeds, 7" x 17" D-handle; beaded Southwestern embellishment

**Description:** This basket starts with weaving a filled base on a 7" x 17" D handle. Techniques include: filling a base, start/stop weaving, paired triple twine (arrow) start/stop twill weaving and the use of overlays. The accent colors are blue and space dyed Sante Fe. A beaded embellishment with a Southwest Vibe adorns the front of the basket.

**Friday; Oct. 31, 2025; **Note:** All Friday classes are 6 hours long**

**Class Times: 1pm-5pm and 6pm-8pm; Dinner: 5pm-6pm**



**Gathering Basket; Karen Unroe; All Levels; \$70**

**Dimensions:** 17" L, 10" W, 10" H with handle, 5" without handle

**Materials:** Natural and dyed reeds in various sizes, d-handle

**Description:** The Gathering Basket can be used for gathering flowers or vegetables from the garden. The basket is completed with a beautiful braided rim. Emphasis on packing and weaving tension.

**Color choices:** Purple, Brown, or Dark Green (select when registering)



**Textured Tote; Karen Unroe; All Levels; \$55**

**Dimensions:** 12" L, 5" W, 14" H with handle, 9" without handle

**Materials:** Natural reeds in various sizes and seagrass

**Description:** This basket would make the perfect basket for crochet or knitting projects. The solid woven base uses the "crow's feet" technique. Students will learn the three-rod arrow technique. The basket design emphasizes the beauty of creating texture with various sizes of reed. The wrapped handles are made from longer spokes that are part of the body of the basket. Emphasis on weaving tension and shaping.



**Lazy Days; Cheryl Thomas; Advanced Beginner; \$45**

**Dimensions:** 12" L, 6.5" W, 17" H with handle, 10.5" without handle

**Materials:** Natural and dyed reeds in various sizes; sunflower embellishment.

**Description:** Lazy Days starts off with a filled, woven base on a 6x17 D-handle with natural and dyed reeds. Techniques include: weaving a base onto a D-handle, start/stop weaving, and lashing on a rim. Emphasis will be on achieving a flared shape.



**Cathedral Steps; Cheryl Thomas; Intermediate; \$42**

**Dimensions:** 5" H, 32" Circumference, 10" diameter across the top

**Materials:** Natural and dyed reeds in various sizes, wood base

**Description:** Cathedral Steps is woven on a slotted, wooden base with black and a variety of colorful spokes. Techniques include chase weave, paired twining, and triple twining.



**Friday; Oct. 31, 2025; Note: All Friday classes are 6 hours long**

**Class Times: 1pm-5pm and 6pm-8pm; Dinner: 5pm-6pm**



**Random Weave Beaded Rim Gourd; Reagan Bitler; All levels; \$50**

**Dimensions:** 4"-5" H, 5"-6" Diameter

**Materials:** Gourds, alcohol inks and beads in a variety of colors, and wire string

**Description:** In this gourd technique class, participants will learn how to use alcohol inks to color a gourd to complement a selection of beads to be used as a random weave rim treatment. Participants will be guided through the coloring process, measuring drilling holes to apply a rim treatment, and how to use wire to string, weave and attach the rim to the gourd. **Note:** Participants are welcome to bring any leftover beads from home that they are looking to clear from their stash or use on their gourd.



**Mary Lou Tote; Pam Wilson; Advanced Beginner; \$70**

**Dimensions:** 10" L, 8" W, 12" H with handle, 7.5" w/o handle, 29.5" circumference

**Materials:** Natural and dyed reeds, 2.5 mm cane, seagrass

**Description:** This basket makes a fabulous tote or catchall and starts with a solid woven base. Techniques include: continuous, chase weave; creating rounded sides, and how to make a wrapped handle just using reed. **Note:** In addition to the basic tools, spoke weights (very important!) and cutting board may be particularly useful.

**Color choices:** Royal blue, teal, and red (select when registering)



**Amara; Pam Wilson; Intermediate; \$65**

**Dimensions:** 6"H, 7.75" diameter, 27" circumference

**Materials:** Wooden slotted base, natural and dyed reeds, seagrass

**Description:** Students will insert flat oval spokes into a 4" oak base following a template. Techniques include 3-rod wale, lashing on a rim, and the Japanese wave weave. Students should be proficient with 3-rod wale; step-ups will be reviewed.

**Color choices:** Royal blue and red (select when registering)



**Evergreen Trees; Sharon Klusmann; Intermediate; \$63**

**Dimensions:** 6.5" L, 5" W, 4" H

**Materials:** Natural and dyed reeds, wooden base, 4-ply waxed linen

**Description:** This double-sided Ti-Twined basket features a Winter Tree on one side and a Christmas Tree on the other. It uses an elliptical wooden base; techniques include triple twine and real lesson in Ti-Twining featuring Sharon's Evergreen Space Dyed reed. Students will also learn the Triple X'd rim lacer. Embellishments are included.



**Friday; Oct. 31, 2025; Note: All Friday classes are 6 hours long**

**Class Times: 1pm-5pm and 6pm-8pm; Dinner: 5pm-6pm**



**Judy's Swing Handle; Sharon Klusmann; Intermediate; \$85**

**Dimensions:** 15.5" L, 9.5" W, 14.5" H with handle, 7" H without handle

**Materials:** Natural and dyed reeds, wooden base, swing handle spears, Hamburg cane, and flowers

**Description:** This gathering basket is not only beautiful but useful with its 8" x 12" wooden base and swing handle spears. The majority of the sides are start/stop weaving along with twining, descending colored rows and a traditional rim. Students will learn to use superfine bleached chair cane to embellish the front with pinwheels; adding the matching 2 pre-made flowers with buttons for the perfect touch.



**Winter Bouquet; Mary Annunziato; All Levels; \$65**

**Dimensions:** 16" H

**Materials:** Wool strips and tin bucket

**Description:** Students will learn to twirl wool strips to create pine boughs and pine cones; red and white candy canes; and beautiful poinsettias. All creations are then added to a tin bucket to create a beautiful center piece.



### **CLASS SELECTIONS - SKILL LEVEL GUIDE**

Please use the following guide to determine which class is the most appropriate match for your skill level:

**Beginner:** For those who have never woven a basket before attending the convention or who have woven a basket several years ago.

**Advanced Beginner:** Weavers who are becoming proficient in basic weaving techniques including laying out the base, over/under weaving, start/stop weaving, twining, and rim lashing. They are learning to control shape. They will be introduced to new pattern weaves such as twill, different twining methods, and rim and handle finish variations. If you are taking a class that includes materials you have never used, you are a Beginner in that class.

**Intermediate:** Weavers who are gaining proficiency in weaving techniques. They do not need direction setting up bases, twining, over/ under weaves, and rims using the materials offered for a class. They can begin with ease and little instruction and have mastered basic weaving techniques.

**Advanced:** Weavers who have mastered numerous weaving techniques and are ready to take on more challenging projects. Teachers are confident these students have achieved this skill level when attending class. Basic skills are not reviewed due to time constraints. These weavers can design baskets on their own but require new challenges.

**Saturday; November 1, 2025; *Note: the following classes are 4 hours long.***

**Class times: 9am-1pm and 2pm-6pm; Lunch: 1pm-2pm; Dinner: 6pm**



**Dry Weave Vase with Gourd Blooms; Reagan Bitler; All levels; \$65**

**Class time is 4 hours:** 9am—1pm

**Materials:** Gourds, copper wires, sea grass, coconut fiber, and batik fabric.

**Dimensions:** 8"-10" H (not including flowers), 5"-7" diameter

**Description:** This project begins with a gourd vase that is precut and dyed brown. Focus will be on adding copper spokes and dry weaving. A variety of weaving materials will be available such as sea grass, coconut fiber, batik fabric, etc. Student will then dye their precut gourd flower blooms to compliment their weaving. Kits are not available.

**Color choices:** A limited number of choices will be available at class time.



**Sunflower; Mary Annunziato; All levels; \$40**

**Class time is 4 hours:** 9am—1pm

**Materials:** Wool strips and antique bobbins

**Dimensions:** 14" H

**Description:** Learn to needle punch center of sunflower with wool strips. Students will then cut and pull petals to create the sunflower. The back is finished to display in an antique bobbins. Kits are not available.

**Color choices:** A variety of beautiful fall colors will be available at class time.



**Caught in the Holiday Spirit; Reagan Bitler; All levels; \$50**

**Class time is 4 hours:** 2pm—6pm

**Materials:** Gourd, mini bells and lights, various plaid fabrics available during class time.

**Dimensions:** 12" H, 3"-4" across

**Description:** Participants will be guided through the construction process of a whimsical reindeer caught in the holiday spirit. All materials and tools will be supplied by the instructor. Some basic hand sewing stitches are required and the instructor will show those not familiar with a blanket stitch. Kits are not available.

**Color choices:** Various colors of mini bells and lights will be available to create their light strands.



**Wool Tree; Mary Annunziato; All levels; \$50**

**Class time is 4 hours:** 2pm—6pm

**Materials:** Wool strips and wood materials; decorations are not included.

**Dimensions:** 16" H

**Description:** Students will learn to fringe and twirl wool strips to create a beautiful wool tree. Kits are not available.

**Color choices:** Green, white, and blue; please indicate preference when registering.

**Saturday; November 1, 2025; *Note: classes on this page are 8 hours long.***

**Class times: 9am-1pm *and* 2pm-6pm; Lunch: 1pm-2pm; Dinner:6pm**



**Curlicue; Karen and Kim Maugans; All levels; \$55**

**Materials:** Natural and dyed reeds, 10x14 D-handle

**Dimensions:** 10" diameter; 14" H with handle

**Description:** The Curlicue basket can be an Easter treasure for a little one or a centerpiece for your Thanksgiving table depending on the colors you choose for your basket. Designed on a 10x14 D handle and woven base, techniques include start and stop weaving using spaced dyed weavers. Accented with curls, random lacing and a wrapped handle.

**Color choices:** Pastel (Easter) or Fall; please indicate your choice when you register.




**Weavers Workstation Tool Caddy; Karen and Kim Maugans; All levels; \$140**

**Materials:** Natural and dyed reeds; Lazy Susan base

**Dimensions:** 12" L, 12" W, 20" H

Our solution for many different problems that weavers face when it comes to having your weaving tools handy and organized without taking up valuable workspace. Even holds two spoke weights. This basket is mounted on a Lazy Susan.

**Color choices:** Some color choices will be available during class.



**Desert Breeze; Bonnie Rideout; All levels; \$110**

**Materials:** Natural and space dyed reeds; leather handles, embellishment

**Dimensions:** 19" L, 12.75" W, 9" H without handle

**Description:** Desert Breeze starts by weaving a filled base. Techniques include start/stop weaving, twining, triple twining with a step up, weaving a cross stitch, using overlays and shaping. Pretty leather braided handles and a unique embellishment complete this basket. This basket is large so it will be useful wherever you choose to use it!



**All Hearts Come Home for Christmas; Bonnie Rideout; All levels; \$95**

**Materials:** Natural and dyed reeds, Oak push-in handle, embellishment

**Dimensions:** 18" L, 9.5" W, 7.5" H without handle

**Description:** This basket starts with a woven, filled base. Techniques include setting up a base, twining, paired triple twining, filling the base using the "chicken feet" method, the use of overlays and shaping. The handle is an oak 8"- 9" push in. A spoke weight is handy when laying out this base.

**Color choices:** All weavers are a mix of natural, red, and green.

**Special Notes:** Please indicate which state embellishment you want when you register for this class; all states are available.



**Saturday; November 1, 2025; *Note: classes on this page are 8 hours long.***

**Class times: 9am-1pm *and* 2pm-6pm; Lunch: 1pm-2pm; Dinner:6pm**



**Arrow Twill; Karen Unroe; Intermediate level; \$60**

**Materials:** Natural and dyed reeds, waxed linen thread

**Dimensions:** 6" L, 6" W, 5.5" H

**Description:** This basket is a wonderful learning tool for those interested in weaving a twill basket. The base is woven with a subtle diamond twill design. The sides are woven in a simple O3U3 that creates an arrow when the twill changes direction. The rim is lashed with wax linen thread. Emphasis on packing, weaving tension, and shaping.

**Color choices:** Navy Blue, Wine, Brown, Purple; indicate choice when registering.



**Fancy Schmancy; Karen Unroe; Intermediate Level; \$65**

**Materials:** Natural and dyed reeds

**Dimensions:** 15" H; 35" Circumference, 11" Diameter across the top

**Description:** Fancy Schmancy makes a unique wastebasket. Creating this basket is a lesson in shaping and weaving tension. The twined, round base has two layers of spokes. Weavers will incorporate classic reed embellishment techniques such as the three-rod wale arrow weave, criss cross, folded rim, and wheels.

**Color choices:** Dark green, Blue, Wine; indicate choice when registering.




**The Berkeley; Cheryl Thomas; Advanced Level; \$70**

**Materials:** Dyed reeds, wooden base, leather handles

**Dimensions:** 15" L, 11" W, 11.5" H not including handles

**Description:** This basket is woven on a walnut base and utilizes triple and paired triple twining. The lower section is woven with a start/stop twill pattern. Gimp braid and leather handles complete the Berkeley Basket.

**Color choices:** N/A.



**Stacatto Stitch; Cheryl Thomas; Advanced Level; \$60**

**Materials:** Natural and dyed reeds, wooden base, wrought iron handles

**Dimensions:** 14" L, 11" W, 8" H without handle

**Description:** Staccato Stitch is woven on a wooden base; techniques include chase weaving and adding a false rim in the middle section using the running stitch. Wrought iron handles complete the basket.

**Color choices:** N/A.

**Saturday; November 1, 2025; *Note: classes on this page are 8 hours long.***

**Class times: 9am-1pm *and* 2pm-6pm; Lunch: 1pm-2pm; Dinner:6pm**



**Our Daily Bread; Sharon Klusmann; Intermediate level; \$76**

**Materials:** Wooden base, natural and dyed reeds,

**Dimensions:** 8" W, 4.5" H, 13.5" L without handles, 16" L with handles

**Description:** Safely fill this lovely basket with your favorite bakery, bagels or bread when using this adorable, ruffled liner. Its practical size is great for any room of the house. It begins with a 5" x 11" racetrack-shaped wooden base. Techniques used include twining, 4-rod wale, and Sharon's Diamond Window center pattern. Weavers will learn how to form and wrap these sturdy handles using their outside rim.

**Color choices:** Pastel Space Dyed or Black/Gray; indicate when registering.



**The Winsome Wastebasket; Sharon Klusmann; All levels; \$70**

**Materials:** Natural and dyed reeds; flower embellishment

**Dimensions:** 10" L, 10" W, 33" Circumference at the top

**Description:** Choose from two different variations of this practical twilled wastebasket that is perfect for any room in the house! Each variation includes a flower embellishment matching the chosen colors. Techniques include a solid woven base with "chicken feet", start/stop weaving, triple twining, an easy O2U2 twill in individual rows, and a traditional rim.

**Color choices:** Smoked & Burgundy or Blue & Green; please indicate color preference when registering.



**Bean Pot Basket with Gretchen Border; Jan Hensley; Advanced level; \$58**

**Materials:** Natural and smoked reeds

**Dimensions:** 8" L, 8" W (bottom), 10" H, 31" Circumference at widest part, 10" Diameter at top.

**Description:** This basket has a woven, filled base. While emphasis will be on creating the Bean Pot shape and inserting twining as a design technique, the primary goal is to help students master the Gretchen Border. A clear stain will finish the basket to keep colors vibrant.

**Color choices:** Weavers will use both smoked and natural weavers to better recognize the steps of weaving the Gretchen Border.



**Save money; early bird registration ends July 15, 2025!**



**Saturday; November 1, 2025; *Note: classes on this page are 8 hours long.***

**Class times: 9am-1pm and 2pm-6pm; Lunch: 1pm-2pm; Dinner: 6pm**



**Colorful Quatrefoil; Pam Wilson; Advanced; \$65**

**Materials:** Natural and 4 colors of dyed reeds and waxed linen thread.

**Dimensions:** 1.5" H; 24" Circumference; 8" Diameter at the top

**Description:** The small basket packs a big punch. Techniques include laying out the base using a chart, creating the quatrefoil pattern, and lashing on the rim with waxed linen thread. Students should have a good understanding of twills. Two small spoke weights are a must to bring in addition to the usual tools.



**Amish Star; Pam Wilson; Advanced; \$65**

**Materials:** Three colors of dyed reeds and waxed linen thread.

**Dimensions:** 1.5" H; 24" Circumference; 8" Diameter at top

**Description:** Students will learn to shape the base from flat to a small cathead and can choose either a round basket or a square basket. The rim is sewn with waxed linen thread. Twill experience and two small spoke weights (along with the usual basic tools) are required to weave this basket.

**Color Choices:** All weavers will use royal blue, wine, and tangerine.



**WVBA Logo Products\***  
**Must be ordered when registering.**



**Short sleeve T-shirts:**

**Yellow or Green**

**S—XL: \$18**



**Short sleeve T-shirts:**

**Yellow or Green**

**2XL—4XL: \$20**



**\*Aprons and tote bags with WVBA logo will be available for purchase at the Convention.**



**Sunday; November 2, 2025; Note: classes on this page are 4 hours long.**

**Class times: 9am-1pm**



**Berry Basket; Karen and Kim Maugans; All levels; \$50**

**Materials:** Natural and dyed reeds, wooden base, wooden D-handle

**Dimensions:** 6.5" L, 8" W, 6.5" H

**Description:** This basket is as cute as it is fun to make! It starts on a rectangular slotted base with attached flat-top handle. Techniques include chase weave, start/stop weaving, overlays, and double lashing.

**Color choices:** Selected during class



**Squatty; Karen and Kim Maugans; All levels; \$50**

**Materials:** Natural and dyed (or smoked) reeds, wooden feet, leather handles

**Dimensions:** 12"W, 10" H

**Description:** Such a versatile basket with so many uses such as in your living room for books, magazines, or to keep that comfy throw handy. "Splayed feet" provides an interesting feature for this basket.

**Color choices:** Black w/black leather handles or Smoked w/brown leather handles; please indicate color choice when registering.



**Feelin' Zesty; Bonnie Rideout; All levels; \$70**


**Materials:** Natural and dyed reeds, wooden push-in handle, embellishment

**Dimensions:** 8.5" H without handle, 29.5" Circumference

**Description:** Feelin' Zesty starts by weaving a woven, filled base. Techniques include filling a base using the "chicken feet" method, twining, start/stop weaving, paired triple twining with a step up and shaping. An adorable lemon embellishment adorns the front.

**Color choices:** All weavers are lemon yellow and celery green.

**Special Note:** Spoke weights are helpful for laying out the base. Newer weavers may not get finished in class but will have the knowledge to complete it at home.



**Spring Fever; Bonnie Rideout; All levels; \$60**

**Materials:** Natural and dyed reeds, wooden base, embellishment

**Dimensions:** 13" L, 7" W, 4.75" H

**Description:** Spring Fever starts by inserting spokes into a slotted, wooden base. Techniques include setting up a wood base, twining, triple twining to create an arrow, and continuous O2/U2 twill. A cute button embellishment adorns the front of the basket.

**Color choices:** There will be color choices for the flowers during class.

**Special Note:** The teacher recommends that weavers bring Insta Cure glue for use when inserting spokes.

**Sunday; November 2, 2025; Note: classes on this page are 4 hours long.**

**Class times: 9am-1pm**



**Flower Girl; Karen Unroe; All levels; \$45**

**Materials:** Natural and dyed reeds, button embellishments

**Dimensions:** 10" H with handle, 4" H without handle, 28" Circumference, 9" Diameter at the top of the basket

**Description:** This basket makes an adorable basket for any wedding. The round base is twined; the wrapped handle is made from spokes that are a part of the body. Emphasis is placed on packing and shaping. The basket is embellished with flowers made from buttons.

**Color choices:** Choices at class time will be dark green and kelly green.



**Christmas Fun; Karen Unroe; All levels; \$50**

**Materials:** Natural and dyed reeds, Christmas lights and jingle bells, waxed linen thread.

**Dimensions:** Varies; see descriptions below.

**Description:** Students will weave two baskets in this class: Christmas Lights and Jingle All the Way. Either of these charming baskets would make a great gift basket!

**Christmas Lights:**

Although it looks plain, this basket is adorned with colorful Christmas lights. The base is open weave. Students will learn how to make a wrapped handle using spokes that are part of the body. Emphasis will be on packing and shaping. Dimensions: 6" L, 4" W, 7" H with handle, and 4" H without handle. Colors selected during class include dark green, blue, and wine.

**Jingle All the Way**

This basket has a twined, round base; it includes natural reeds with red reed accents and jingle bells that are strung using waxed linen thread. Students will learn to make a handle from reed. Emphasis will be on packing and shaping. Dimensions: 6" H with handle, 3" H without handle, 13" circumference, 4" diameter across the top.



**Licorice Twist; Cheryl Thomas; Intermediate level; \$38**

**Materials:** Natural and dyed reeds, wooden base and feet

**Dimensions:** 5" H without handle; 9" Diameter at the top.

**Description:** This basket is woven on a wooden base with natural and dyed reeds. Special techniques include paired, triple twining with arrows. Split-ball feet add an interesting touch to finish this unique basket. Different lashing techniques will be offered at class time: single, double, 3/2, or running stitch.

**Color choices:** Selected during class time.



For an incredible collection of free patterns, weaving tips, and tutorials from all over, check out the Resources Page on the WVBA website: <https://wvbasketmakersassociation.com>.

**Sunday; November 2, 2025; Note: classes on this page are 4 hours long.**

**Class times: 9am-1pm**



**Lacie; Cheryl Thomas; Advanced beginner level; \$38**

**Materials:** Natural and dyed reeds and wooden base

**Dimensions:** 10" L, 8" W, 4" H

**Description:** Lacie is woven onto a wooden base; techniques include twining, paired twining, triple twining, and a running stitch for the lashing.

**Color choices:** Available at class time.



**Pumpkin Spice; Pam Wilson; Intermediate level; \$65**

**Materials:** Natural and dyed reeds, wooden base, waxed linen thread

**Dimensions:** 4" H, 32" Perimeter, 8" Diameter across the top

**Description:** Students will insert flat oval stakes into a square, oak base using a template. Techniques include securing spokes in a wooden base, a 2/2 twill accented with twining, and lashing with waxed linen thread. Students should be proficient at twining and 3-rod wale. Step-ups will be reviewed.



**Diamonds; Pam Wilson; Intermediate level; \$60**

**Materials:** Natural and dyed reeds, wooden base

**Dimensions:** 10.5" L, 8" W, 5" H, 25" Circumference

**Description:** This basket begins with an oak slotted base that students will insert spokes into, following a template. Techniques include securing spokes in a slotted base and the learning the Japanese diamond pattern. Students should know how to do three-rod wale; step-ups will be reviewed. Slower weavers may need to rim after class.



**Basket Jar with Tree; Mary Annunziato; All levels; \$50**

**Materials:**

**Dimensions:** 14" H

**Description:** Students will learn to fringe and twirl wool strips to create this wonderful flat tree. The tree is designed to be displayed on a basket woven over a jar with a lid. Kits are not available.

**Color choices:** Choices will be available during class.



**Sunday; November 2, 2025; Note: classes on this page are 4 hours long.**

**Class times: 9am-1pm**



**Zig Zag Seagrass; Sharon Klusmann; Intermediate level; \$44**

**Materials:** Natural and dyed reeds, seagrass, wooden base, waxed linen thread, and embellishment.

**Dimensions:** 5" L, 4" W, 4"H

**Description:** This addition to Sharon's Zig Zag line is a great way to learn this technique. Students will receive a plastic mold so they do not have to concentrate on their shape. The basket has a wooden base. Techniques include twining, triple twining, and learning the Zig Zag technique, and lashing the rim with waxed linen thread. Embellish with a pre-made string flower with button center.

**Color choices:** Burgundy, Blue, Black, Navy, Green, or Brown; please indicate color preference when registering.



**Evergreen Treasure; Sharon Klusmann; Intermediate level; \$44**

**Materials:** Natural, smoked, and Evergreen space dyed reeds, wooden base, embellishments

**Dimensions:** 5" L, 3" W, 4.75" H

**Description:** This little basket looks great filled with pinecones for winter or candy canes for the holiday season. It begins with inserting spokes in a slotted base. Techniques include a 3-1-1-2 twill, 4-rod wale in pairs, and regular 4-rod wale. One great thing about this basket is that because of the curve at the top, there is no need for a rim. Once you have tucked your spokes, you're done! The basket is embellished with untwisted green seagrass, ivory pip berries, and a pine cone--all of which is included in the class.

**Color choices:** N/A



Please support your local weaving guilds! Go to our website for additional information:

<https://wvbasketmakersassociation.com>



**Four Square Weavers Guild**

Beckley, WV and surrounding area

**Homespun Basketweavers Guild; Karen Burdette**

Ripley, Jackson County, WV, and surrounding area

**North Central Guild; Elaine Sinclair**

Salem, Harrison County, WV, and surrounding area

**Southern Guild; Becky Walker**

Greenbrier County, WV, and surrounding area

**Western Weavers Guild; Karen Buskirk**

Huntington, Cabell County, WV, and surrounding area

## WVBA CONVENTION REGISTRATION FORM

Please mark your preferences of classes (1-3) for each day.

Friday; Oct. 31, 2025

Basket Name	Color (if applicable)	Teacher	Cost
1.			
2.			
3.			

Saturday; Nov. 1, 2025

Basket Name	Color (if applicable)	Teacher	Cost
1.			
2.			
3.			

Sunday; Nov. 2, 2025

Basket Name	Color (if applicable)	Teacher	Cost
1.			
2.			
3.			

**Kits** to be picked up at the Convention. **Note:** Neither Reagan Bitler nor Mary Annunziato will be offering kits.

Basket Name	Color (if applicable)	Teacher	Cost
1.			
2.			
3.			

**WVBA Logo Products Pre-order** (Aprons and tote bags with WVBA logo will be available at the Convention):

### Short Sleeve T-Shirts (\$18)

Yellow: Small: \_\_\_\_\_ Medium: \_\_\_\_\_ Large: \_\_\_\_\_ X-Large \_\_\_\_\_  
 Green: Small: \_\_\_\_\_ Medium: \_\_\_\_\_ Large: \_\_\_\_\_ X-Large \_\_\_\_\_

### Short Sleeve T-Shirts (\$20)

Yellow: 2XL: \_\_\_\_\_ 3XL: \_\_\_\_\_ 4XL: \_\_\_\_\_  
 Green: 2XL: \_\_\_\_\_ 3XL: \_\_\_\_\_ 4XL: \_\_\_\_\_

### Meals:

Friday Dinner \$10 \_\_\_\_\_ Saturday Lunch \$10 \_\_\_\_\_ Saturday Dinner \$15 \_\_\_\_\_

Registration fee\*: \$ \_\_\_\_\_  
 Logo products: \$ \_\_\_\_\_  
 Meals \$ \_\_\_\_\_  
 TOTAL AMOUNT: \$ \_\_\_\_\_

Name: \_\_\_\_\_

Address: \_\_\_\_\_

City & State: \_\_\_\_\_ Zip: \_\_\_\_\_

Phone: \_\_\_\_\_ Email: \_\_\_\_\_

\* Make sure to enclose the appropriate registration fee per the "Registration Instructions" page 2.

Please complete this form and return it along with your registration check and a pre-addressed, stamped envelope to: **Nancy Sealey; 2768 Emmons Ave.; Huntington, WV 25702**

## WVBA Membership

January 2, 2025 – December 31, 2025

(Please print)



Name \_\_\_\_\_

Address \_\_\_\_\_

City \_\_\_\_\_ State \_\_\_\_\_ Zip+4 \_\_\_\_\_

Phone \_\_\_\_\_ E-mail \_\_\_\_\_

\_\_\_\_ I am a member of a West Virginia guild.

(Name of Guild) \_\_\_\_\_

\_\_\_\_ I am NOT a member of a West Virginia guild.

**Basketry Business Name** \_\_\_\_\_

(A business that sells basket supplies, basketry related items, or baskets)

\_\_\_\_ I have joined as a teacher/business member and I would like my basketry business listed in the annual membership booklet.

**Basketry Business Phone #** \_\_\_\_\_

**Basketry Business Web Site** \_\_\_\_\_

New Member \_\_\_\_ Renewal \_\_\_\_

Are you a basketry teacher? \_\_\_\_ yes \_\_\_\_ no

Are you a vendor? \_\_\_\_ yes \_\_\_\_ no

Membership is for: (Please check those that apply.)

\_\_\_\_ **Individual membership** \$20.00 for 2025 Dues.

Entitles you to Newsletter and receive Convention booklet prior to public distribution.

\_\_\_\_ **Individual under 18** on Jan. 1 or 80+ years \$15.00

\_\_\_\_ **Teacher/Business Membership** \$25.00. Entitles you to the same as individual membership, plus is mandatory to teach classes, vend, or participate in the Market Place at Convention.

**Paying by** \_\_\_\_ Cash \_\_\_\_ Check # \_\_\_\_\_ **Please make checks payable to WVBA**

**Send check and application to :**

**Nancy Sealey**

**2768 Emmons Ave.**

**Huntington, WV 25702**