

# Vol. 23 No. 1

Jan.-Mar 2022

Editor - Paul Pullen

[pullenp@gmail.com](mailto:pullenp@gmail.com)

<https://wba-tca-eastern.org>

[www.facebook.com/wba.chaptertca](http://www.facebook.com/wba.chaptertca)

## WB&A Board of Directors

### Officers:

President: Tom Salen

Vice Pres: John Buxton

Treasurer: Michael Ackerman

Secretary: Bob Gray

### Directors:

Nada Boswell

Charles Doring

Robert Heine

Skip Lee

Arnold (Arne) Meyrow

William (Bill) Moss

### Eastern Division Representative:

David Eadie

### Key Contacts:

**President:** Tom Salen

Phone: 571-221-3719

E-Mail: [stsalen@verizon.net](mailto:stsalen@verizon.net)

**Secretary:** Bob Gray

Phone: 301-367-7447

E-Mail: [bgray5002@yahoo.com](mailto:bgray5002@yahoo.com)

**Membership:** Bill Moss


Phone: 301-322-9080

**Train Shows:** Skip Lee

Annapolis: 443-618-6866

<i>In This Issue</i>	<i>Page</i>
Message from your WB&A Board	1
Treasurer's Report	2
Secretary's Report	2
October York Was A Success	3
Membership Moments	4
Let's Pull The Mask Off ...	4
Historian's Corner	5
WB&A's November 2021 Mini-Meet	5
Annapolis February 2022	6
Charlie Schmitt	6
What to Build	7
Personalizing The Train Layout	10
A Look Inside	12

## "The Trolley" The Official WB&A Newsletter



WB&A Chapter - Eastern Division - Train Collectors Association  
Established 1964

## Message from your President

It's hard to believe another year has come and gone! As we enter 2022, I want to wish everyone a healthy and happy new year! We leave behind one of the most frustrating, confusing and controversial years that I can ever remember! We started the year locked down from Covid, held our first flea market this past summer, had fun and a great time at the Trolley Museum in November where we held elections and our mini meeting.

Our first and exciting long awaited show will be held in Annapolis this February. (See flyer). Skip Lee is our show chairman for the Annapolis. Thank you Skip for taking the lead for Annapolis for many of the past years!

As we start this year, I want to congratulate all of our new board members to their start of a new two year term. Executive officers and half the board members were in this past election, the other remaining board members will be up for election this fall.

We hold approximately three to four board meetings a year. Board meetings are open to all members who wish to attend. You can find the next meeting posted on the website or just call a board member and we will get you the meeting information.

As we get back to playing with Trains, and some sense of a new normal, we will be bringing back our shows and meets. I would like to have some new events we have not had in the past. Your input is always welcome, just let a board member know your thoughts.

Happy new year to all! See you in Annapolis !

Tom Salen  
President WB&A



# Treasurer's Report as of Dec. 1, 2022

By Michael Ackerman


The Chapter's financial activities for Jan. 1, 2021 through Dec. 1, 2021 are summarized below. If you have any other questions or comments feel free to contact me at [mjackermn@gmail.com](mailto:mjackermn@gmail.com)

Check Book Balance – Jan. 1, 2021           \$30,873  
Check Book Balance - Dec. 1, 2021       \$31,019

Significant Activities Jan. 1, 2021 thru Sept. 1, 2021

	Expenses	Revenue
Train Meets	1319	
Membership Dues 2020 (35)		525
Membership Dues 2020 Prepaid		*2562
Membership Dues 2021 (94)	92	1,410
Membership Dues 2021 Prepaid		*570
Membership Dues 2022 (30)		450
Membership Dues 2022 (1)		*15
Trolley	689	
Kids Corner		
Web Site & Zoom	55	
Train Set for Drawing		210
Train Set Drawing Prepaid 2020	*487	220
Election Expenses	187	
Miscellaneous Expenses	112	
Member Donation		5

\* Note: Revenue and expenses listed as "prepaid" were received or paid before January 1, 2021 and are therefore not accounted for as revenue or expense for 2021 since they are included in the Check Book Balance of January 1, 2021.



# TOP TEN WB&A BENEFITS

- 1 Fun and Fellowship with your Train Friends
- 2 Wealth of information available from other collectors, operators and layout builders.
- 3 A wonderful opportunity to participate at the local level in the world's greatest hobby.
- 4 Free admission to local WB&A Train Shows. (Show advertised in local newspapers).
- 5 Free admission at Members Only WB&A Swap Meets.
- 6 Receive quarterly the WB&A Newsletter "The Trolley".
- 7 Access to the chapter facebook page- [www.facebook.com/wba.chaptertca](http://www.facebook.com/wba.chaptertca)
- 8 Share in the excitement of the Toy Train Hobby.
- 9 Serving as a committee member or officer at the local level is very rewarding.
- 10 Buy, Sell, Trade with local train enthusiasts.

## WB&A Board of Directors Meeting

WB&A CHAPTER – TCA

WB&A Board of Directors Meeting Minutes

Saturday, May 8, 2021

Via ZOOM

Meeting Start Time: 10:00 AM

Meeting End Time: 11:50 AM

In Attendance

Present: Tom Salen, Nada Boswell, Mike Ackerman,

Dave Eadie, Bob Heine, Bob Gray,

Charles Dorman, Bill Moss, Skip Lee

Absent: John Buxton, Arnie Meyrow

A quorum being determined, the meeting was called to order by Tom Salen, WB&A President. **OPENING COMMENTS BY PRESIDENT** – President Tom Salen welcomed the group and noted that our goal today is to get the Club activities up and running again now that governmental restraints are being lifted and as more people are being vaccinated. Tom thanked Bill Moss and Bob Gray for setting up a membership table at WB&A member Mike Agro's May 17 Yard Sale. He further noted that we will be addressing the process of nomination and election of Board of Directors later this year.

**OLD BUSINESS**

1. Secretary's Report – Bob Gray

The minutes from the March 27, 2021 Board Meeting were reviewed for members. A request was made for additions or corrections to the minutes. A motion to accept the

minutes was made to accept the minutes as written, seconded and unanimously approved.

#### 2. Treasurer's Report – Michael Ackerman

The Treasurer's Report was distributed to the BOD previous to the meeting. Michael reported that financial status is slightly improved due to in-coming dues payments and the fact that we are not incurring many expenses due to the quarantine. Tom Salen noted that the cost of printing and mailing the Trolley Newsletter to members had increased and a we briefly discussed the overall value of the printed versions of the Trolley and its relative cost. It was decided that we would continue the present process of distributing the newsletter. 82 tickets have been sold for the WB&A Raffle yielding \$355.00. Mike reported that he has filed the Club's Maryland and Federal tax forms for 2020 and they have been accepted. The Treasures' Report of March 27, 2021 was approved.

#### 3. Membership Report –Bill Moss

Bill stated that the current membership list covers 2021 and 2022. The present membership is 210, down from last year. 87 members have paid their 2021 dues. The total number of 2 unpaid dues for 2020 was 16 in spite of an effort to contact them by phone in February and early March.

#### 4. Eastern Report – Dave Eadie

Dave reported that the October 2021 York Show is on. There was a Board meeting in April to plan for the three-day show. the TCA Museum has requested a hall with a lot of tables at the October show to sell of excess train-related items. The location for this sale has not been determined. There will probably still be some Covid-related safety policies in effect for the October Show. On encouraging note, of the \$175,000 TCA collected in registration fees for April 2020 show, there have been very few refunds requested, indicating that people holding registrations for the upcoming show plan to attend. The floor plans for the halls will be altered from previous shows. Some rows of tables will be eliminated and table holders will be seated behind the tables not in the aisles. Notice of the show will be sent out in July. The next TCA Board Meeting will be held in June.

#### NEW BUSINESS

##### 1. Shows and Meetings –

June 6, 2021 – General Business Meeting & Mini Meet – Via Zoom, Volunteers will make brief presentations (10 minutes) on something train related. To promote this year's events, we'll call every member in advance to invite them to the June General Business Meeting. Bill Moss will send a list of people to call to the Board members that have volunteered to call. Tom will develop a script this call. In addition, we'll E-Blast (E-mail) all members regarding this event.

August/September (Dates to be determined) - K of C in Silver Spring, MD parking lot (outdoor) tail-gate event, bathrooms available, K of C may want to provide food for sale. There will be a fee for this event. Will be a topic for the June BOD meeting.

##### November Ideas – (Dates to be determined)

- Business Meeting/Mini Meet/Show at a hotel
- Sharon Lodge with catered lunch

- Bowie Knight of Columbus (Bob Gray will seek info on this site)

Early December (Date to be determined) – Train Show in conjunction with Annandale Toy Soldier Show at Annandale Fire Hall we'll pay \$1000 for the Sunday February 27, 2022 – Annapolis Elks 2022 – Skip will begin prep after Thanksgiving.

2. Elections – Each Board member received the portion of the By Laws that pertain to the nomination and election process. Seven of the ten board positions must be filled during this election cycle. A three-member nominating committee is required (no more than two can be WB&A Board members. Nada will check with Hope and Dan Danielson about serving on the board. It was suggested that we include a request for BOD nominees in our phone calls related to the June General Business Meeting. In addition, we'll E-Blast (E-mail) all members regarding BOD elections. Dave Eadie suggested we connect with non-WB&A members who are currently TCA members and live in the area and then invite them to join WB&A. Dave also brought up the potential problem caused by having 7 of our ten BOD's being up for election in the same year.

3. Skip Lee asked if there is interest in changing the name of the WB&A Club to one that better defines the area we serve. The suggestion was DMV (District, Maryland, Virginia). Another idea was to extend our club title to "WB&A - Serving Washington, Maryland and Virginia." Next Meeting will be June 6, 2021 General Business Meeting/Mini Meet.

A motion was made, seconded, and unanimously approved to adjourn at 11:50 AM.

Minutes submitted by: Bob Gray

Minutes approved on September 11, 2021

---

## ***October York Meet was a Success***

***Dave Eadie***

Its been two years since we had a York Meet. During those two years, the Eastern Division board has been planning what a TCA York Meet might look like once we got the green light from the state of Pennsylvania, and the York County. Our hopes lifted once a vaccine had been developed. Still, we realized precautions had to be taken. This included social distancing measures requiring tables being eliminated from halls, and the opening of an additional hall. For our Grand Re-opening, events prior to the opening on Thursday were added; a Movie night on Monday and a Welcome party on Tuesday. The wearing of mask though not mandatory was strongly encouraged.

From all indications, this October's Fall York Meet was a resounding success !! For any given meet, if we achieve a forty percent or higher of the total TCA membership, we are doing well. For the October 2021 meet, we had 55 percent of our total membership attended. A job well done by all. For those who like numbers, total registration for this show was 9864 of which 799 registered at the door. Adding to this, were 420 public attendees who came out to buy trains. Speaking of buying, the National

Toy Train Museum in Strasburg sold 32 thousand dollars of excess items. More statistics: there were 1900 tables and 159 booths sold and 98 RV's occupying the fairgrounds. Monday night's Movie drew 60 folks and Tuesday's welcome back party was attended by 100. Going forward, we are looking forward to the April, 2022 Meet.

## ***Membership Moments by Bill Moss***

The WB&A is slowly moving toward "In-Person" meetings and shows. We held an outdoor show at the Knights of Columbus in Silver Spring, MD on August 21, 2021 which was a successful first step toward resuming our WB&A shows. The next WB&A show is scheduled for February 27, 2022 at the Annapolis Elks Lodge at 2 Pythian Drive, Edgewater, MD. You may contact Skip Lee at ches-sie@comcast.net or see more information in this issue of the Trolley. This will be our first major show in two years. Let's all come out and enjoy it. We will continue to meet by Zoom Teleconferencing which will include "show and tell" and "how to" sessions. You may contact the WB&A Executive Board if you would like to schedule something to show during the next Zoom Mini-Meet. All members are invited to join and participate in these meetings by using Zoom on their computers or by calling in on their phones. Information will be available on the WB&A Website (wba-tca-eastern.org) before each scheduled Teleconference. Check the website at any time to keep up with the latest WB&A news. Our membership number has remained relatively stable, except one of our members has passed away and two have not renewed their membership. However, one member has renewed his membership. This makes a total of 208 active members as we begin 2022. As of November 30, 135 members have paid their 2021 dues and 31 have paid their 2022 dues. Please try to pay your 2021 dues to remain active as we begin 2022. Each year's dues should be paid by the end of that year. You may use the Membership Renewal Form found in this issue of the Trolley to pay any dues by mail or stop by our Membership Table at our shows. Thank you everyone who continue to maintain your membership. Also, thank you for enclosing a self-addressed, stamped envelope with your mailed dues. We hope to see you at our February show.

## ***Let's Pull the Mask Off the Old Lone Ranger By Bob Gray***

What is the purpose of the WB&A Train Club?

That is a question we must address as we look to the future of the organization.

Membership and participation in the WB&A activities is decreasing. Fewer and fewer people are doing the work that is involved in planning and delivering services. There seems to be a discrepancy between the stated goals of the TCA and WB&A and the interests of many of our members.

Nowhere in TCA/WB&A literature is the selling of toy trains and train related items stated as the reason for the existence of the organizations, yet that activity dominates our programming. Toy train collecting is mentioned but not selling trains. The other areas mentioned include operating toy trains, rail fanning, and scale modeling.

As a member whose major area of interest is not selling toy trains, I wonder what more the organizations could be doing to address operating toy trains, rail fanning, and scale modeling. Would increasing club activities and services in these areas attract new members and increase the active involvement of current members?

I would be interested in your thoughts on the question, "What is the purpose of the WB&A Train Club?"

Email me at [bgray5002@yahoo.com](mailto:bgray5002@yahoo.com).

## ***Historian's Corner***

Carol writes: "I am in the process of reviewing TCQ and Newsletters, at least those that I have in my collection.

As a part of this search I am finding a great amount of information on the growth and development of our organization."

Here is an example:

### ***Membership Newsletter TRAIN COLLECTORS ASSOCIATION January - 1964***

#### ***A MILESTONE IN T.C.A. HISTORY***

Look back at the last name on the list of new members -- Daniel J. Cushman. At the same time you might contemplate the long line of collectors that have joined the Association to arrive at Mr. Cushman's place in our history; 999 collectors are in that long line, and Mr. Cushman is member Number 64-1000.

From our beginning in October 1954 six years passed to reach 500 (Sid Weiss). In three and a half additional years we have reach 1000. Little thought was given by anyone at that organizational meeting on October 16, 1954 as to what eventual membership we might have. Much thought was given then, and has continued thru the years, to make the Association of real service to the collector.

----

BTW, this is the newsletter that listed Richard B. Clement at McClellan AFB in California (later designated 64-987)!  
Carol McGinnis







Special Delivery of Covid-19 Vaccine is being prepared.



RailPictures.net - Image Copyright Colorado Zephyr

RailPictures.Net—Image Copyright © Colorado Zephyr



### ***WB&A's November 2021 Mini Meet***

On November 13, 2021 the WB&A Train Club gathered at the National Capitol Trolley Museum in Silver Spring, Maryland for its biannual General Business Meeting and Mini Meet. Attendees were treated to a day of fellowship with like-minded train enthusiasts. We could not have asked for a better venue for the event or for a more gracious group of hosts. The Trolley Museum personnel made sure we had everything we needed to accomplish our goals for the day.

The day started with the Mini Meet held in the museum's Street Car Hall where seven vintage trolleys were displayed. In the midst of the wonderfully restored and lovingly maintained trolleys, WB&A members set up and visited tables full of railroading items of interest while partaking of some warming coffee and scrumptious donuts.

For the next item on the agenda the group moved to the Museum's Meeting Room for a General Business Meeting. President Tom Salen welcomed club members noting how nice it was to be meeting face-to-face after our sojourn into Zoom-based events. The meeting featured lively discussions regarding future club activities as well as the announcement of the results of our recent election for Club leadership positions.

Following the General Business Meeting the group moved to the Museum's cafeteria for lunch and socializing. We then returned to the Street Car Hall for a Mini Meet session that was open to all Museum visitors.

From there the WB&A group moved outside to the




trolley platform for the museum's most popular exhibit. We boarded one of the vintage trolleys for a ride along a one-mile trolley line that passed Street Car Hall and the Maintenance Barn and then swung down into the woods along Northwest Branch. From there the trolley rose up through the Fish Hook loop and finally back to the platform.

That ended the day's activities although members lingered to enjoy more time with friends.



A big thanks to the staff at the National Capital Trolley Museum and to our Club Vice President, John Buxton for his role in planning this fun outing. Also, thanks to Carol McGinnis and David Eadie for sharing their photos.



### ***Annapolis February 2022***

Greetings WB&A Friends!

The Annapolis Show committee is excited to announce that with ONLY the fall Trolley and the ads left on the table at York, we are already 50% sold out! That's incredible. Seems folks want to get back into the Train Selling, buying, and trading hobby aggressively, and WB&A offers just what is needed - a high quality, well attending Train Show where there's something for everyone!

Features of our February 27th Show include a return of the National Capital Trackers and their modular display which is always a crowd pleaser. A hall full of train selling vendors who will be in front and behind their tables depending on their preference. A great lunch menu provided by the Annapolis Elks Lodge. A lot of friends - some you've seen recently some you haven't. Free Admission to you, our members, And, as you know, exclusive early access for WB&A Membership starting a full 60 minutes before the show opens to the public. So many benefits

all in one outing. We certainly hope you mark your calendars and are able to join us in this annual tradition.

As we shared in the last Trolley article, there is a need for assistance in setting up the hall and tables on Saturday afternoon beginning at 4:00pm. The floors need to be swept and mopped, tables and chairs need to be set up. Table assignments need to be labeled, and some of our vendors might need assistance moving their goods into the showroom that evening. If you are available to assist, we sure could use you. Please let Skip Lee know by calling 443-618-6866 or chessitrains@comcast.net. If you already contacted him, there is no need to do it again. Your name is already recorded and thank you!

The show committee wishes the membership the Happiest of Holidays. See you in February!

### ***Charlie Schmitt***

It is with much sorrow that we learned that our main parts supplier at many of our local shows, Charlie Schmitt, passed on. I remember Charlie (and his wife, Iona), who I first met at a local Bruce Greenberg show in Parkville, MD in the early 1970's. We became friends, and I last saw Iona and Charlie at a York show several years ago. Charlie told me he had cut back on the number of shows he set up for because of his health. He will be missed for his friendly manner and his knowledge of train parts.

Nada reports that Iona is doing as well as can be expected with the loss of her life partner, and is now living with their daughter.

### ***WB&A BoD Meeting***

When: January 8, 2022  
Where: John Buxton's home  
2808 Proctor LN  
Parkville, MD 21234

Time: 9:00 a.m.-1:00 p.m.  
Come and join the WB&A Board of Directors  
Agenda: Officer reports, Eastern  
Division report, Upcoming  
Events, Open Discussion.

Members are welcome as guests

### ***Share Your Memories***

Please send any train-related articles, stories, and/or print-ready photos for consideration in any upcoming publication of "The Trolley" or on the Chapter Web Site. Send via e-mail to:

pullenp@gmail.com

**DEADLINE FOR SUBMITTING ARTICLES  
FOR Apr.-Jun. 2022 TROLLEY  
March 10, 2022**



## **Clem Continues Why Were Home-Made Trains Built WHAT TO BUILD**

**\*REPLACE BROKEN PIECE.** Obviously, a sliced broom handle makes a good replacement car wheel. I also have used a broom handle slice to replace a lost puck on my grand pappy's crokinole set. BROKEN TOYS are a good source for wheels and steamer-top gingerbread. Here is one I bet you did not know: A cake decorating set gives you what???? The old sets with a squeeze bag and aluminum tubular shape nozzles that are just right for steamer smoke stacks. So are small funnels.

**\*BUILD A CATALOGUED PIECE CHEAPLY.** Erector sets are wonderful for making a crane car, flat car, gondola, or tanker. The pulley wheels from an erector set make truck wheels. A slice of a bike tire and you have a belt for an erector motor power drive. Remember tinker toys? The round end connector is a fine truck wheel.

**\*NEED A LONGER/BETTER/TRAIN** I have several passenger cars cut, soldered into longer car.

**\*CUSTOMIZE/ALTER A PIECE.** (Wood over electric loco outline to make diesel-shaped loco) (I have 2 similar.)

**\*FATHER/SON /GROUP PROJECT.** A scout project comes to mind. Good for all involved.

**\*Still NO MONEY.** What do I say??? Keep Pressing Forward.



**\*ADD A "PLAY VALUE" PIECE.** Tank cars look great running down the track, but they have little play value. Gondolas and box cars are the best for riding marbles, pocket frogs, pennies, candy, gram's buttons, jacks, on-and-on. Ever seen a tanker car cut in half? I have an Art Wyeman-built a cut tanker. Looks great but not so good for carrying open liquid. If you live on a farm, you just have to carry some loose corn around (You all know that loose corn is perfect for your buddy's wedding! Suggestions include pull off a hub cap and adding a hand full of kernels. Also corn on the roof is fun: as it blows off, it makes a great noise. A spud makes a great missile coming out of a plugged exhaust pipe. With the right design, corn down the window slot on the driver's door will rattle every time the door is slammed (Or the corn germinates) for me, cheese on a hot manifold and a loosely wired rocket on between two spark plugs, grabs the cake. I had a success where the loose wire did not collect to the nearest plug fun till 20 minutes down the road. BAMMMMM and it blows the plug wire as well so the groom had to stop and reset the plug wires in his monkey suit' (How did I

get so far off subject...) Another trick with cans is to tie a string of cans to the axle housing. That way the groom has to get under the car to remove them. Gone are the days the flash bulbs came with 115v sockets. I'm done here.

**\*COPY FAVORITE TRAIN:** My bud had a red dumper that I loved. I built one out of wood but it just wasn't the same. I never did get one.

**\*A LITTLE MAGIC:** I have several rusty/beat-up train-sets restored by me on one side only (I restore the best side, so the other side is the worstest. I set up the set on the far side of my layout. I quiz a visitor as to what do you think about the set. A little scruffy, eh?? I wave my hands about, speak abrfa kaphoolooie, bring the train around to the front of the layout and WOW the train all perfect!! Then comes the encouragement of saving your special thing, restoring them and saving money and enjoying them longer. I tell them most of the colors are local rattle can paint.)

**\*CHALLENGE;** I built a tank car out of a wooden veggie box end and a 3 inch oak branch. Took me forever to cut the oak. I had one 4 inch nail and a light hammer. I pounded for a long time before the nail bent and then I could not get it out. Hand drilling oak is not fun neither. I think it eventually went out the door. I did learn something about carpentry in building a long shed with an attached roof to protect the freight car.



**\*FUN.** All this activity is based on the concept of the pursuit of happiness.

### **AVAILABLE PARTS**

#### **\*OATMEAL CARDBOARD CANS**

**\*KITCHEN FOOD CONTAINERS:** A Kitchen parts toy engine made with kitchen food can ware is one of my favorites. I own a fine tin loco made entirely of kitchen cans. When visitors visit my train room, I test the cooks among them on what came in the containers. We know all but two cans the size of sardine cans, but no attached key. Did I mention that an empty gallon paint can opened up with tin snips makes some nice sheet metal? So does the steel metal in the top after the rim is removed (Wear good gloves when do engineering. 3/8 pineapple juice can make lovely corrugated roofing for a village shed.

**\*BARN IRON/GARAGE STUFF** In an older homestead/

farm there are always interesting items available for conversion to a train piece. Nose around (I have a loco and tender built from old toys welded together.

\***GRAMMY'S BUTTON DRAWER** (brake wheels, etc.)

\***Trash sites:** Sources of parts. If I want to build a home-made train, where do I get what? As it should be, many great trains and parts there of went to the WWII manufacturing efforts of the US. (I understand it was illegal to snoop in the metal piles waiting for a scrap pickup at your curb.) I think about the trains lost due to war damage around the world. I may have written about this before, but when I lived in North Highlands, (near Sacto, CA) there was a huge dump near Roseville. So big that they had a worker assigned there to manage the placement of trash the citizenry dropped off. The worker laid out some tables and had a sale area. Anything he could make a buck on was there. I bought several trains during my visits, sometimes bringing back more stuff than I took there. There once, I bought a bucket of Lionel 4-wheel freights for @10 cents each!

\***Local Wood.** Wooden dowels were a prize find for me. Cargo for flat cars, sliced for train wheels, smoke stacks, Wooden thread spools sliced were perfect for flanged train wheels. Fruit and veggie crates provide all kinds of wood for wooden homes, stations and shed construction.

\***FLEA MARKETS/HERSHEY/CARLISLE MEETS Car Shows**



The big car-parts meets like Hersey/Carlisle/Englishtown, and others are suffering for many reasons. The economy, pandemic, eBay, reduction of stuff in old barns, etc. At those shows, we all hoped for dealers who had lots of unidentified parts. Then you could sort thru the collection for a rare part you needed. Now, it comes up on eBay and the whole world gets a shot at its purchase. For example, a very rare production car used the '36 Ford fuel gauge in it. Car parts shows have been a great source of trains/parts for many years. For years a ZW Tranny would jump for \$25 dollars. Not now, dealers are now more knowledgeable and train price guides are everywhere.

\***HOBBY STORES/Goodwill:** I had a deal with a Goodwill store to buy any trains they received at twice their asking price. (A stinking \$50 dollar set nearly broke me.) I just visited Hobby/Lobby\* for some cotton string for the hook on a

Lionel #219 crane.

\*Most anything can work (Wooden clothes pin -flat car stakes)

\***UPGRADE PIECE:** wood over electric loco outline to make diesel-shaped loco (I have 2 similar.)

\***GIFT FOR SOMEONE** (Gramps to Grandson; wanna build a steam engine?)

\***MIND SPARKED BY SOMETHING:** We had no TV. So, I was always searching something I could copy.

\***CHALLENGE:** With me limited to nails pulled from fruits and veggie boxes, I learned how shorten them, straighten them and make do. I split many a board before I learned to drill them first.

\***SHAPED PIECE:** (A coffee can becomes a water tower. A bent straw affixed as the spout.)

\***AND 50 MILLION OTHER**

\*Living behind a Piggly-Wiggly grocery store, gave me first choice of the fruit and veggie shipping boxes they threw out. As a kid, I knew the company's labels who made the best box side slabs, ends and other wooden pieces. This was before plastics took over.



\***Antique stores:** When you go into one of those, ask in a calm voice "Do you have any toys/trains, please." They get this question frequently. Anything with wheels might be better. Or do you have a junker booth? Or where are the serious collector booths (get their phone number.) I used to do well with local antiques in out-of-the-way stores. One time a dealer from the edge of the earth showed me the recommended price in the book. I commented that the price guide was old and out of date, Scout piece had dropped value and, by noting the flyleaf, I had written that guide. No good came of that, for sure. With eBay, everybody thinks Marx is gold (And it sometimes is.) A true surprise came to me in a huge box of Marklin HO. It turns out US embassy get catalogues and special deals. This load came to me thru the family of a retired State Department worker. The trains he purchased were off color, different design, pieces that did not sell well in the US and end of the run pieces and uncatalogued items. (The bad news the entire box was in a garage that burned. The top two layers were melted into



one piece. All trains below were water soaked and left that way to dry. I still got into 4 digit of sales.

\*A really fun challenge was finding tools for my 1929 seven passenger Packard touring. I would ask for the tool locations in the store. I would find Fords-marked tool at \$15-to \$50 and up. Unidentified tools were very cheap. The Packard used a logo with a trim line in the shape of the Packard radiator. It did not indicate Packard and was not the Packard shape. It was Velchech and those tools were used by several car manufacturers. I made several of the correct sets for Packard. Experts like "King of Jacks" were also very helpful.

\*I have friends who advertised in local towns around the Lionel factory, searching trains the workers had bought/swiped from the factory. I saw a collection of Mickey Mouse hand cars that the worker had liberated.

\*A smarter-than-me IVES guy checked early eBay using IVES transition piece nomenclature. Such as IVES #1842. I slept thru that good idea.

\*I have a friend who was detained in a hospital for 6 months. He found a collection of old train magazines from the 50's and wrote everyone who had trains for sale back then. He did well with the toys/trains/parts he received.

\***Overseas shopping:** Has great potential. Lionel/Marx sold well in England. Marx had different livery than that offered stateside. Hornby sold well all over the world. For a time period, Hornby made only a few colors of their common steamer and painted up tenders of many country's colors. A buddy found a full box of various tender's livery. Years ago, there was a story about a Jack-in-the-Box

somewhere that turned up in a rare color and different box. I don't know if it was true or not? In a German train store, I found a Lionel wind-up set I did not know they produced.

\*UPGRADE PIECE. (Wood over electric loco to make diesel-shape loco). I have seen three-standards gauge IVES pieces with a modernized wooden/medal cab over the motor. Little Johnny wanted a diesel loco for his prewar standard gauge trains and nobody made one right after the war. So, daddy took Grampa's standard gauge IVES engine and swapped over a homemade diesel-looking cover and "Johnnie" was happy. Both my pieces were built over low-mileage motors. Recently I saw a third such built, but the \$ got too high.



\*Most anything can work (wooden clothes pin-flat car stakes)

***Don't miss out on the chance to win the WB&A Drawing for an MTH Rail King Imperial 4-6-2 K4 PRR Pacific Steam Engine w/Proto-Sound 3.0 with PRR work caboose and hopper car. (runs on O-31 track)***



***Contact our Membership Chairman for tickets. Send a check to Bill Moss, 6929 Standish Drive, Hyattsville, MD 20784  
Your tickets will be sent to you by return mail.  
(1 for \$5 or 6 for \$25) Only 500 tickets are being sold.  
Drawing to be held in January, 2022.***

\*GIFT FOR SOMEONE (Gramps to Grandson; wanna build a steam engine?)

\*MIND SPARKED BY SOMETHING. Many is the time that I walked thru a flea market with an open mind and saw a piece/part that had potential. Golf cart wheels, skate wheels and bearings and erector set parts come to mind. (I'm faking up a frame for a Lionel 402 wannabe. The body is sheet tinfoil and not strong enough and twists. So, some erector set "L" beams are being bolted into a rectangular frame to square up the twisting loco. I have a vast collection of well-painted bolts, nuts, screws, etc., thus a bolt can look like it was in place sometime in the 30's. Did I mention that furniture shops sometimes have a nice collection of furniture wheels and rollers? If you need a blind driver, there you go...

*To Be Continued*

**Personalizing the Train Layout**  
**Bob Gray**

*"Hey, that's Grandma's house?"*



It is fun for people viewing my train layout to see a model of a house they once lived in, or a model of a favorite family vacation lodging? Maybe even, Grandma's house.

Well, it is not too difficult to construct fairly accurate representations of structures that will be recognizable to family and/or friends.



The first step is to take some photographs that show elevation views of the building. That means "straight-on" pictures of the front sides and rear. Then, I determine the overall dimensions of the building. From there, I begin to use my computer to adjust the size of the photos to the desired scale (O, HO, N etc.).



**WB&A CHAPTER 2021**

**MEMBERSHIP RENEWAL [ ] / NEW APPLICATION [ ]**

Please return the dues with **Self Addressed Stamped Envelope** and a check/money order payable to

**WB&A Chapter 2021 dues are \$15**

Mail to: Bill Moss, 6929 Standish Drive, Hyattsville, MD 20784

Name \_\_\_\_\_

TCA # \_\_\_\_\_ WB&A # \_\_\_\_\_

Address \_\_\_\_\_ APT # \_\_\_\_\_

City \_\_\_\_\_ State \_\_\_\_\_ Zip Code \_\_\_\_\_

Phone number \_\_\_\_\_

E-Mail \_\_\_\_\_

**Train Interest (what do you collect )**

Do you have a layout      Yes      No  
Do you plan attending a WB&A event this year      yes      no

Signature \_\_\_\_\_

Please contact Bill Moss at 301-322-9080 or trainman027@yahoo.com with any questions



Details such as doors, windows and exterior wall materials are captured in the original photos. I do not have to be produced them myself.

So, here is the picture I used to begin Grandma's house.

I knew the house was about 35 feet wide, so using proportionality, I calculated the height.

After resizing the photo to scale dimensions on my computer, I cut away the roof leaving just the front exterior wall and the chimney. This process was repeated for the sides and rear of the home. The photos were glued to sheet acrylic and cut out using an X-Acto knife and joined together to produce a 3-dimensional structure. Next, the roof was constructed from sheet acrylic and details were added resulting in a reasonably accurate model of a cherished place that enhances viewers appreciation of my train layout.



Below is a photo and the model of my wife's grandmother's home in Rochester, PA. The square footprint of this house made for fairly easy construction.



Other structures that lend themselves to this process are local churches, schools, and buildings of historical interest.

The Hilltop Hotel (pictured below) in Harpers Ferry, West Virginia was a favorite get-away venue for my fami-



ly. With beautiful views of the confluence of the Shenandoah and Potomac Rivers, this picturesque spot afforded views of the tracks of several railroads that crossed the Potomac on separate bridges.



Below is my model of the Hilltop Hotel.



Once a destination for statesmen and intellectuals — among them Mark Twain, W.E.B. Du Bois and President Woodrow Wilson — the hotel suffered years of neglect and today, sits in ruins. The model brings back fond memories of a bygone time.

Speaking of Mark Twain, below is a picture of his beautiful home in Hartford Connecticut and the model I



made of the house for my train layout.



Built in the American High Gothic style, it was the home of Samuel Langhorne Clemens (Mark Twain) and his family from 1874 to 1891. It was at this home that he wrote his most important works including the Adventures of Huckleberry Finn, The Adventures of Tom Sawyer, and A Connecticut Yankee in King Arthur's Court.



Adding structures of personal, family, and local interest is a good way to perk up interest in your train layout. If you have any questions about this article, please contact me at [bgray5002@yahoo.com](mailto:bgray5002@yahoo.com)

### ***A Look Inside of***

### ***Greenberg's Guide to O-Gauge Trains Vol.2***

Book Features:

1. Comprehensive descriptions and photographs of all Lionel locomotives first manufactured between 1929-36. Each locomotive is accompanied by photographs showing the freight or passenger cars that came with the locomotives. Many locomotive sets include photographs of very interesting boxes and other contents. The book includes estimated values.



Union Pacific M10005 photographed in Denver



Lionel No. 636W model.



Milwaukee Road Hiawatha postcard.



Lionel 250E Model

2. Photographs and history of the actual trains modeled by Lionel including the UP M10005 (Lionel No. 636W), Boston and Maine Flying Yankee (Lionel No. 616E), UP M-10000 (Lionel No. 752), PRR K4 (No. 238E), Gulf, Mobile and Northern Rebel (No. 1700), NYC Hudson (Nos. 264E, 265E, 1689E), Milwaukee Road Hiawatha (No. 250E) and more.
3. Winner Lines, 1930-1932, Lionel's innovative very inexpensive lithographed trains.
4. Lionel clockwork trains including the Mickey Mouse Circus Train and handcars featuring Donald Duck, Santa Claus, Mickey and Minnie Mouse and the Easter Bunny.
5. Ives 1931-32 lithographed trains designed and manufactured by Lionel whose design had a lasting impact on Lionel freight cars, Nos. 1577-1682, and passenger cars Nos. 1690-1693.
6. Lionel innovations: the Pendulum Reverse, the Chugger, the E-unit, the Whistle and Automatic Box Couplers.



## Upcoming Events

Feb. 27, 2022 WB&A Annapolis Train Meet  
 Apr. 29-30, 2022 Eastern Div. York Meet, York Fairgrounds  
 June 2022 TCA National Convention  
 Oct. 21-22, 2022 Eastern Div. York Meet, York Fairgrounds



## Look who just joined WB&A!!!

We had no new members this quarter.

The WB&A has lost another member. Robert Goessman of Manassas, VA passed away recently.



Allen E. Crotts  
TCA 95 - 41208



PRE-WAR  
POST-WAR

### AL'S TOY TRAIN SERVICE

Specializing in  
Lionel & American Flyer  
O, S & Standard Gauge

Call for Appointment

WB&A 1219  
VTC 98-1031

Falls Church, VA.  
(703)-536-7657



### Do you use Facebook?

If so, try out our facebook page

[https://  
www.facebook.com/wba.chaptertca](https://www.facebook.com/wba.chaptertca)



### Toy Trains & Collectibles

7216 New Market Court  
Manassas VA 20109  
[toytrainsandcollectibles.com](http://toytrainsandcollectibles.com)  
571-379-5497

### Hope & Dan Danielson

[dandhtrains@comcast.net](mailto:dandhtrains@comcast.net)

BUY - SELL - PARTS - SERVICE

Woody's Train Restoration & Repair offers professional repair and restoration services for post war Lionel trains. We specialize in steam locomotives and tenders. We have the ability to repaint and rubber stamp locomotive cab numbers. We have full repair shop and can rebuild smoke units, e-units, repair whistles and rewire your locomotive to almost new. We just recently added a Lionel press and can change out broken diesel and steamer wheels and perform various other repairs. If your train needs some TLC just e-mail us ([deutsche\\_marine@hotmail.com](mailto:deutsche_marine@hotmail.com)) with your needs and we most likely can help you. (Here is a sample Woody has

restored back to greatness.)





# MARK YOUR CALENDARS

## Annapolis Train Show

**February 27, 2022**

Annapolis Elks Lodge  
2 Pythian Drive  
Edgewater, MD

10:00 AM To 3:00 PM

9:00 a.m. to 10:00 am. Exclusive access for members.

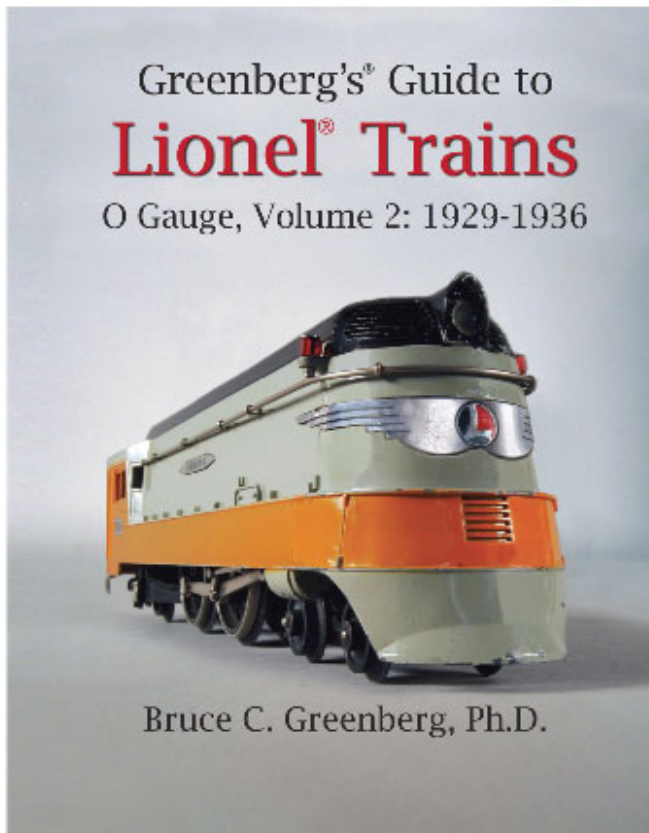


Plenty of fun for the whole family including:

- Trains for sale including Lionel, MTH, K-Line, American Flyer, K-Line, MARX, Bachmann, etc.
- G, O, S, HO, Standard Gauge (old and new) (inventory subject to change).
- Pre-War, Post-War, Modern Trains Available.
- Modular Layout by the National Capitol Trackers.
- Train Repairs and Parts
- Door Prizes
- Free Parking
- Free Train Appraisals
- Lunch provided by the Elks Lodge

For information, Contact Skip Lee (ocbp55@comcast.net) or 443-618-6866  
Tables available beginning January 1, 2022. Don't miss out on the only Annapolis Area Show.

## Order Now For the Holidays!



### *Greenberg's Guide to Lionel Trains O Gauge, Volume 2, 1929 - 1936*

420 pages, over 3,500 photographs,  
\$100.00 plus \$5.00 shipping.

Brinkmann Publishing LLC  
5233 Bessley Place  
Alexandria, VA 22304

brinkmannpub.com or  
call 703-461-6991.