

NUECES COUNTY ELECTION DATA DISCREPANCIES

Evidence Package

For Senator Adam Hinojosa

Prepared: May 5, 2026

EXECUTIVE SUMMARY

Citizens Defending Freedom (CDF) has documented a pattern of data discrepancies in the Texas Secretary of State CIVIX election reporting system affecting Nueces County across two elections. A formal complaint with more documentation across Texas was submitted to the Secretary of State on March 29, 2026. No written response has been received. No public explanation has been provided for any of the findings below.

- The CIVIX production website ran development software beginning at least 14 days before Election Day and continued running development software even after the page was relabeled Official on or around April 22, 2026.
- The U.S. Senate race in Nueces County showed 572 more votes than total voters on March 13, 2026 — before the canvass — with no public notice of the discrepancy or its correction.
- The CIVIX system contained zero Election Day voter data for Nueces County through at least April 15, 2026 — 43 days after Election Day and 21 days past the state canvass deadline.
- The zero was later changed to 16,170 with no public announcement. The correct county total is 8,091 (7,954 cast votes + 137 undervotes). The SOS figure exceeds the county by 8,079 votes and has no apparent mathematical basis.
- Three official sources now report three different figures for the same election: 8,091 (county), 16,170 (SOS Official page), and 7,618 (SOS downloadable CSV, May 5, 2026).
- The 2026 Republican Primary Election Day data is labeled Official. The 2026 Democratic Primary data for the same election date is still labeled Unofficial.
- The November 4, 2025 Constitutional Amendment Election is still unofficial. Six months later, two official sources disagree on the vote totals and neither has certified the results.

PART I: BACKGROUND — THE CIVIX SYSTEM AND SOS DISCLAIMER

The Texas Secretary of State contracted with CIVIX to operate the official Texas election reporting website. The site includes an Election Day Voting Information page where county election officials submit Election Day voter data. The SOS publishes the following disclaimer on that page:

"All information displayed is provided by county election officials. The Office of the Secretary of State does not alter or modify the data provided in any way. For questions related to this information, please contact the appropriate county election official."

This disclaimer is material to each finding below. The documented changes to Nueces County data — from zero to 16,170 — cannot be reconciled with a statement that the SOS does not alter county-submitted data.

SB 827 requires manual count audits and risk-limiting audits to verify electronic voting system accuracy. Those audits rely on CIVIX data being accurate. The findings in this brief raise direct questions about what those audits verified.

The screenshot shows a web browser window with the URL <https://goelect.txelections.civixapps.com/ivis-evr-uj/evr>. The page title is "Election Information & Turnout Data". On the left, there is a "Links" section with the following items: [Current Election Information](#), [Voter Registration Agencies](#), [Conducting Elections](#), [Candidate Information](#), [Officials and Officeholders](#), [Election Results](#), [Voter Education & Seminar Information](#), [Early Voting \(Vote Act/In-Person\) Funding](#), [Election Funds Management](#), [Forms, Resources and Legal Library](#), [Voting Systems](#), [Frequently Asked Questions \(FAQs\)](#), and [Contact Us](#).

The main content area contains the following sections:

- Select Election:** 2026 REPUBLICAN PRIMARY ELECTION (dropdown menu)
- Official Early Voting Turnout by Date:** Select Early Voting Date (dropdown menu) [Submit]
- Official Polling Place Information by County:** Select County (dropdown menu) [Submit]
- Local election by county:** Select local election (dropdown menu)
- Official Election Day Turnout by County:** 03/03/2026 (dropdown menu) [Submit]

Each section includes a "Last Updated: 05/02/2026" timestamp.

At the bottom of the page, a red disclaimer reads: "Disclaimer: All information displayed is provided by county election officials. The Office of the Secretary of State does not alter or modify the data provided in any way. For questions related to this information, please contact the appropriate [county election official](#)."

The footer contains: "© 2026 Civix. All rights reserved." on the left, "POWERED BY CIVIX" in the center, and "Build: v1.0.0-dev | Apr 22, 2026, 03:00:00 PM" on the right.

Screenshot 1: SOS CIVIX Election Information & Turnout Data page, captured May 5, 2026. Page now labeled Official for the 2026 Republican Primary. SOS disclaimer visible at bottom in red. Build: v1.0.0-dev | Apr 22, 2026 — development software still running after Official designation applied.

PART II: FINDING 1 — DEVELOPMENT SOFTWARE ON A PRODUCTION SYSTEM

Beginning at least February 17, 2026 — 14 days before Election Day and during the early voting period — the official CIVIX election results website was running development-version software. As of May 5, 2026, the date of this brief, the system is still running development software. This includes after the page was relabeled Official.

The evidence includes:

- Build stamp: v1.0.0-dev | Feb 17, 2026, 07:00 PM — confirmed development software active during early voting
- Build stamp: v1.0.0-dev | Mar 19, 2026, 03:00 AM — still development software 16 days after Election Day
- Build stamp: v1.0.0-dev | Apr 09, 2026 — still development software 37 days after Election Day
- Build stamp: v1.0.0-dev | Apr 22, 2026 — still development software after page relabeled Official
- Raw code variable names visible to public on March 26: page title "p_unofficial_election_day_voting_information"; column headers "p_cumulative_totals", "p_close_of_business", "btn_zip_download"
- Browser console errors on two separate computers on March 22: Cross-Origin Request Blocked; sha512 integrity hash mismatch; TypeError: cannot access property "txRegisteredVoters" — the system could not read voter registration data

Screenshot 2: Development Build and Red Notice — March 23, 2026



Disclaimer: All information displayed is provided by county election officials. The Office of the Secretary of State does not alter or modify the data provided in any way. For questions related to this information, please contact the appropriate [county election official](#).

IMPORTANT INFORMATION FOR THE MARCH 3 PRIMARY:

Due to redistricting, some county data in our state system may not yet be complete. Our office is working to help counties resolve any discrepancies, and we will update this page accordingly. Early voting rosters and turnout data can be accessed from the counties themselves.

Links

[Current Election Information](#)
[Voter Registration Agencies](#)
[Conducting Elections](#)
[Candidate Information](#)
[Officials and Officeholders](#)
[Election Results](#)
[Voter Education & Seminar Information](#)
[Help America Vote Act \(HAVA\) Funding](#)
[Election Funds Management](#)
[Forms, Resources and Legal Library](#)
[Voting Systems](#)
[Frequently Asked Questions \(FAQs\)](#)
[Contact Us](#)

Election Information & Turnout Data

Select Election:

Unofficial Early Voting Turnout by Date:

Last Updated: 02/05/2026

Unofficial Polling Place Information by County:

Last Updated: 02/05/2026

Unofficial Election Day Turnout by County:

Last Updated: 02/05/2026

Screenshot 2: CIVIX Election Information & Turnout Data landing page, March 23, 2026. Build: v1.0.0-dev | Feb 17, 2026, 07:00 PM — confirming development software active 14 days before Election Day. Red notice: "Due to redistricting, some county data in our state system may not yet be complete." This notice was later removed without the underlying data errors being corrected.

Screenshot 3: Browser Console Errors — March 22, 2026

March 03, 2026

County	Registered Voters	Number In Person	Cumulative In-Person Voters	Cumulative % In-Person	Cumulative By Mail Voters	Cumulative In-Person and Mail Voters	Cumulative Percent Early Voting	Voter Details Report
HARRIS	2,702,952	71,533	194,523	7.2 %	3,499	198,022	7.33 %	Download Zip
DALLAS	1,463,708	36,933	100,856	6.89 %	942	101,798	6.95 %	Download Zip
TARRANT	1,306,427	51,069	142,946	10.94 %	2,827	145,773	11.16 %	Download Zip
BEXAR	1,293,128	34,043	78,512	6.07 %	1,095	79,607	6.16 %	Download Zip

Generate Statewide Report

```

2026 Civix. All rights reserved.
static.cloudflareinsights.com/beacon.min.js/vcd15cbe772f49c399c6a5babf22c1241717689176015
POWERED BY CIVIX
Build: v1.0.0-dev | Mar 19, 2026, 03:00:00

Cross-Origin Request Blocked: The Same Origin Policy disallows reading the remote resource at https://static.cloudflareinsights.com/beacon.min.js/vcd15cbe772f49c399c6a5babf22c1241717689176015. (Reason: CORS request did not succeed). Status code: (null). [Learn More]

None of the "sha512" hashes in the integrity attribute match the content of the subresource at "https://static.cloudflareinsights.com/beacon.min.js/vcd15cbe772f49c399c6a5babf22c1241717689176015". The computed hash is "z4PHNU7vUL3xvCH01m2AB9Y6SAULVXcg/SPIIDNS6c5HANE8XYySP+DGNKHFuuvY7kxvUD8eoG1ODJ6+5FaPg=-".

ERROR TypeError: can't access property "txRegisteredVoters", e.totalTurnout is undefined
    gC https://goelect.txelections.civixapps.com/ivis-evr-ui/main.b244f0c0be97265a.js:1
    XA https://goelect.txelections.civixapps.com/ivis-evr-ui/main.b244f0c0be97265a.js:1
    pO https://goelect.txelections.civixapps.com/ivis-evr-ui/main.b244f0c0be97265a.js:1
    _O https://goelect.txelections.civixapps.com/ivis-evr-ui/main.b244f0c0be97265a.js:1
    fo https://goelect.txelections.civixapps.com/ivis-evr-ui/main.b244f0c0be97265a.js:1
    pO https://goelect.txelections.civixapps.com/ivis-evr-ui/main.b244f0c0be97265a.js:1
    _O https://goelect.txelections.civixapps.com/ivis-evr-ui/main.b244f0c0be97265a.js:1
    NR https://goelect.txelections.civixapps.com/ivis-evr-ui/main.b244f0c0be97265a.js:1
    go https://goelect.txelections.civixapps.com/ivis-evr-ui/main.b244f0c0be97265a.js:1
    pO https://goelect.txelections.civixapps.com/ivis-evr-ui/main.b244f0c0be97265a.js:1
  
```

Screenshot 3: CIVIX website browser console, March 22, 2026. Build: v1.0.0-dev | Mar 19, 2026. Three active errors: (1) Cross-Origin Request Blocked; (2) sha512 integrity hash mismatch; (3) TypeError: cannot access property "txRegisteredVoters" — the system cannot read voter registration data.

Screenshot 4: Raw Code Variable Names — March 26, 2026

March 03, 2026

2026 REPUBLICAN PRIMARY ELECTION

p_cumulative_totals

p_close_of_business

March 03, 2026

County	Registered Voters	Number In Person	Cumulative In-Person Voters	Cumulative % In-Person	Cumulative By Mail Voters	Cumulative In-Person and Mail Voters	Cumulative Percent Early Voting	Voter Details Report
HIDALGO	451,612	6,174	16,510	3.66 %	182	16,692	3.7 %	btn_zip_download
BRAZORIA	254,533	42	21,867	8.59 %	855	22,722	8.93 %	btn_zip_download
GALVESTON	246,657	375	21,048	8.53 %	751	21,799	8.84 %	btn_zip_download
CAMERON	238,992	5,246	13,802	5.79 %	200	14,002	5.92 %	btn_zip_download
BELL	234,576	10,309	26,110	11.13 %	480	26,590	11.34 %	btn_zip_download
NUECES	216,123	0	14,816	6.86 %	101	14,917	6.9 %	btn_zip_download
LUBBOCK	199,984	9,675	29,690	14.91 %	34	29,724	14.92 %	btn_zip_download
HAYS	193,013	6,639	17,110	8.86 %	650	17,760	9.2 %	btn_zip_download
SMITH	180,066	11,393	24,207	15.12 %	271	24,478	15.29 %	btn_zip_download
MCLENNAN	158,055	9,953	22,807	14.43 %	861	23,668	14.97 %	btn_zip_download
ELLIS	152,671	9,125	22,657	14.84 %	89	22,746	14.9 %	btn_zip_download
COMAL	147,601	10,847	24,245	16.44 %	796	25,041	16.98 %	btn_zip_download

Items per page: 100 1-100 of 254

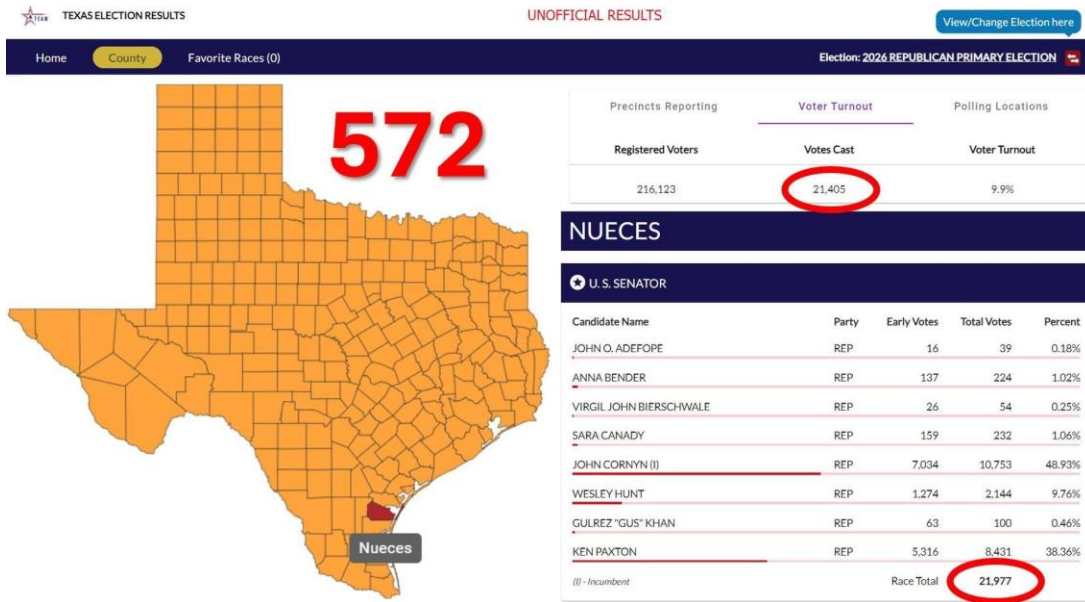
2026 Civix. All rights reserved. POWERED BY CIVIX Build: v1.0.0-dev | Mar 19, 2026, 03:00:00

Screenshot 4: CIVIX Election Day voter page, March 26, 2026 — day after canvass closed. Page title: "p_unofficial_election_day_voting_information." Column headers: "p_cumulative_totals," "p_close_of_business." These are internal software labels. Nueces County shows zero Election Day voters. Build: v1.0.0-dev | Mar 19, 2026.

PART III: FINDING 2 — U.S. SENATE RACE OVERAGE

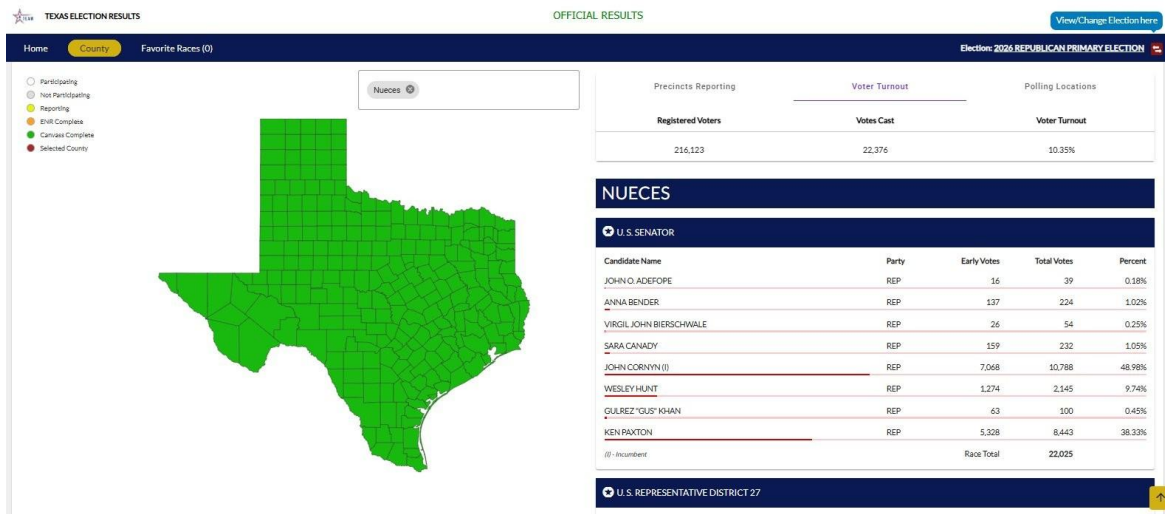
On March 13, 2026 — 10 days after Election Day and before the canvass closed — the SOS election results website showed 21,977 votes in the Nueces County U.S. Senate race against a total voter count of 21,405. The Senate race recorded 572 more votes than there were voters. This is mathematically impossible. The anomaly was corrected before the official canvass closed, without any public announcement.

Screenshot 5: Senate Race Anomaly — March 13, 2026



Screenshot 5: SOS Texas Election Results, Nueces County, 2026 Republican Primary, captured March 13, 2026. Total Votes Cast: 21,405 (circled). U.S. Senate Race Total: 21,977 (circled). The "572" overlay shows the documented overage — the Senate race recorded 572 more votes than there were voters. Status: UNOFFICIAL RESULTS.

Screenshot 6: Corrected Official Results



Screenshot 6: SOS Texas Election Results, Nueces County, 2026 Republican Primary — current Official Results. Total Votes Cast: 22,376. U.S. Senate Race Total: 22,025 — 351 votes below total cast, mathematically normal. The anomaly was corrected without public notice. Date and authorization of correction have not been disclosed. Note: total votes cast increased from 21,405 (March 13) to 22,376 official — a difference of 971 votes.

PART IV: FINDING 3 — THREE OFFICIAL SOURCES, THREE DIFFERENT NUMBERS

The CIVIX system showed zero Election Day voters for Nueces County for at least 43 days. The figure was then changed — without public notice — to 16,170. That number is now officially certified by the SOS. The county's correct total is 8,091. The SOS's own downloadable data file shows a third number: 7,618. Three official sources. Three different numbers. None agree.

The Correct County Total

The Nueces County Official Results Cumulative Report (run March 12, 2026) shows the U.S. Senate Election Day column: 7,954 cast votes and 137 undervotes. An undervote is a ballot cast where the voter left a specific race blank — the voter still appeared, cast a ballot, and that ballot was processed and counted. The correct total Election Day ballots cast in Nueces County is $7,954 + 137 = 8,091$.

REPUBLICAN PRIMARY Cumulative Results		NUECES COUNTY, TX				Official Results	
Primary Election Results		PRIMARY ELECTION				Registered Voters	
Run Time 3:28 PM		3/3/2026				22376 of 216659 = 10.33%	
Run Date 03/12/2026		Page 1					
U.S. SENATOR - Republican Party							
Choice	Party	Absentee Voting	Early Voting	Election Day Voting		Total	
JOHN CORNYN		429 64.71%	6,639 49.52%	3,720 46.77%		10,788	48.98%
GULREZ "GUS" KHAN		2 0.30%	61 0.45%	37 0.47%		100	0.45%
KEN PAXTON		173 26.09%	5,155 38.45%	3,115 39.16%		8,443	38.33%
ANNA BENDER		7 1.06%	130 0.97%	87 1.09%		224	1.02%
WESLEY HUNT		40 6.03%	1,234 9.20%	871 10.95%		2,145	9.74%
VIRGIL JOHN BIERSCHWALE		1 0.15%	25 0.19%	28 0.35%		54	0.25%
JOHN O. ADEFOPE		1 0.15%	15 0.11%	23 0.29%		39	0.18%
SARA CANADY		10 1.51%	149 1.11%	73 0.92%		232	1.05%
Cast Votes:		663 100.00%	13,408 100.00%	7,954 100.00%		22,025	100.00%
Undervotes:		14	200	137		351	
U.S. REPRESENTATIVE DISTRICT 27 - Republican Party							
Choice	Party	Absentee Voting	Early Voting	Election Day Voting		Total	
CHRIS HATLEY		9 20.45%	171 20.48%	134 23.51%		314	21.67%
MICHAEL CLOUD		35 79.55%	664 79.52%	436 76.49%		1,135	78.33%
Cast Votes:		44 100.00%	835 100.00%	570 100.00%		1,449	100.00%
Undervotes:		5	43	37		85	
U.S. REPRESENTATIVE DISTRICT 34 - Republican Party							

Screenshot 7: Nueces County Official Results Cumulative Report, run March 12, 2026. U.S. Senator — Republican Party, Election Day Voting column. Cast Votes: 7,954. Undervotes: 137. Correct total Election Day ballots cast: 8,091.

Screenshot 8: Nueces Zero — March 26, 2026

 p_unofficial_election_day_voting_information - March 03, 2026

March 03, 2026
2026 REPUBLICAN PRIMARY ELECTION
p_cumulative_totals
p_close_of_business
March 03, 2026

[btn_generate_statewide_report](#)

HIDALGO	451,612	6,174	16,510	3.66 %	182	16,692	3.7 %	btn_zip_download
BRAZORIA	254,533	42	21,867	8.59 %	855	22,722	8.93 %	btn_zip_download
GALVESTON	246,657	375	21,048	8.53 %	751	21,799	8.84 %	btn_zip_download
CAMERON	238,192	5,246	13,802	5.79 %	290	14,092	5.92 %	btn_zip_download
BELL	234,576	10,309	26,110	11.13 %	480	26,590	11.34 %	btn_zip_download
NUECES	216,123	0	14,816	6.86 %	101	14,917	6.9 %	btn_zip_download
LUBBOCK	199,184	9,675	29,690	14.91 %	34	29,724	14.92 %	btn_zip_download
HAYS	193,013	6,639	17,110	8.86 %	650	17,760	9.2 %	btn_zip_download
SMITH	160,066	11,393	24,207	15.12 %	271	24,478	15.29 %	btn_zip_download
MCLENNAN	158,055	9,953	22,807	14.43 %	861	23,668	14.97 %	btn_zip_download
ELLIS	152,671	9,125	22,657	14.84 %	89	22,746	14.9 %	btn_zip_download
COMAL	147,503	10,847	24,245	16.44 %	796	25,041	16.98 %	btn_zip_download

Items per page: 1 - 100 of 254

[btn_return](#)

© 2026 Civix. All rights reserved. POWERED BY CIVIX Build: v1.0.0-dev | Mar 19, 2026, 03:00:00 AM

Screenshot 8: CIVIX Election Day voter page, March 26, 2026 —one day after canvass closed. Nueces County: 0 Election Day voters. The county's correct total was 8,091.

Screenshot 9: Nueces Zero — April 15, 2026 (43 Days After Election Day)



p_close_of_business
March 03, 2026

EL PASO	518,817	1,178	14,847	2.86 %	175	15,022	2.9 %	btn_zip_download
MONTGOMERY	469,174	27,998	77,181	16.45 %	1,996	79,177	16.88 %	btn_zip_download
WILLIAMSON	455,181	16,204	51,039	11.21 %	1,809	52,848	11.61 %	btn_zip_download
HIDALGO	451,612	6,174	16,510	3.66 %	182	16,692	3.7 %	btn_zip_download
BRAZORIA	254,533	9,554	31,380	12.33 %	857	32,237	12.67 %	btn_zip_download
GALVESTON	246,657	375	21,048	8.53 %	751	21,799	8.84 %	btn_zip_download
CAMERON	238,192	5,246	13,802	5.79 %	290	14,092	5.92 %	btn_zip_download
BELL	234,576	10,309	26,110	11.13 %	480	26,590	11.34 %	btn_zip_download
NUECES	216,123	0	14,816	6.86 %	101	14,917	6.9 %	btn_zip_download
LUBBOCK	199,184	9,675	29,690	14.91 %	35	29,725	14.92 %	btn_zip_download
HAYS	193,013	6,638	17,978	9.31 %	649	18,627	9.65 %	btn_zip_download

Items per page: 1 - 20 of 254

© 2026 Civix. All rights reserved. POWERED BY CIVIX Build: v1.0.0-dev | Apr 09, 2026, 01:00:00 AM

Screenshot 9: CIVIX Election Day voter page, April 15, 2026. Nueces County still shows zero. Build: v1.0.0-dev | Apr 09, 2026. This is 43 days after Election Day and 21 days after the state canvass deadline.

Screenshot 10: Official Page — Nueces at 16,170 (May 5, 2026)

← https://goelect.txelections.civixapps.com/ivis-evr-ui/official-election-day-voting-information?type=EV&date=03%2F03%2F2026&electionId=53813&electionDate=03%2F03%2F2026&electionName=2... Chat

Official Election Day Voting Information - March 03, 2026

March 03, 2026
 2026 REPUBLICAN PRIMARY ELECTION
 Cumulative Totals
 Thru Close of Business
 March 03, 2026

Generate Statewide Report

County	Ballot	Count	Percentage	Undervotes	Percentage	Total	Percentage	Download Ziq
BELL	234,576	10,309	28,115	11.13 %	480	28,595	11.34 %	Download Ziq
NUECES	216,123	16,170	30,987	14.34 %	101	31,088	14.38 %	Download Ziq
LUBBOCK	199,184	9,675	29,720	14.92 %	13	29,733	14.93 %	Download Ziq
HAYS	193,013	6,637	17,973	9.31 %	650	18,623	9.65 %	Download Ziq
SMITH	180,066	11,393	24,211	15.13 %	271	24,482	15.29 %	Download Ziq
MCLENNAN	158,055	9,953	22,811	14.43 %	861	23,672	14.98 %	Download Ziq
ELLIS	152,871	9,125	22,657	14.84 %	89	22,746	14.9 %	Download Ziq
COMAL	147,503	10,846	28,432	19.28 %	817	29,249	19.83 %	Download Ziq
WEBB	146,897	2	2,000	1.36 %	21	2,021	1.38 %	Download Ziq
JEFFERSON	146,331	4,824	15,772	10.78 %	452	16,224	11.09 %	Download Ziq
BRAZOS	138,990	7,548	17,638	12.69 %	142	17,780	12.79 %	Download Ziq
JOHNSON	132,108	7,159	16,948	12.83 %	478	17,377	13.16 %	Download Ziq

© 2026 Civix. All rights reserved. POWERED BY CIVIX v1.0.0-dev | Apr 22, 2026, 03:00:00 PM

Screenshot 10: "Official Election Day Voting Information — March 03, 2026," May 5, 2026. URL visible: goelect.txelections.civixapps.com/ivis-evr-ui/official-election-day-voting-information. Nueces: 16,170. Webb: 2. Build: v1.0.0-dev | Apr 22, 2026. The change from zero to 16,170 and the Official designation occurred between April 15 and April 22 with no public announcement.

Three-Source Conflict

Source	Nueces Election Day Count	Gap vs. County
Nueces County Official Results (Mar 12) — 7,954 cast + 137 undervotes	8,091	— (correct total)
SOS CIVIX Official Election Day Voting Information Page (May 5, 2026)	16,170	8,079 higher
SOS CIVIX Downloadable CSV File (May 5, 2026)	7,618	473 lower

The SOS disclaimer states that county data is posted unaltered. That disclaimer cannot be accurate for all three figures simultaneously. The SOS has provided no explanation.

PART V: FINDING 4 — REPUBLICAN PRIMARY OFFICIAL, DEMOCRATIC PRIMARY UNOFFICIAL

The 2026 Republican Primary and the 2026 Democratic Primary were both held on March 3, 2026 — the same election day, administered by the same Nueces County election infrastructure. As of May 5, 2026, the Republican Primary Election Day data is designated Official while the Democratic Primary data for the same date is still designated Unofficial. No public explanation has been provided.

Screenshot 11: Republican Primary — Official (May 5, 2026)

← <https://goelect.txelections.civixapps.com/ivis-evr-ui/official-election-day-voting-information?type=EV&date=03%2F03%2F2026&electionId=53813&electionDate=03%2F03%2F2026&electionName=2...> ☆ 🌐 ⋮ Chat

Official Election Day Voting Information - March 03, 2026

March 03, 2026
2026 REPUBLICAN PRIMARY ELECTION
Cumulative Totals
Thru Close of Business
March 03, 2026

Generate Statewide Report

BELL	234,576	10,309	26,115	11.13 %	480	26,595	11.34 %	Download Ziq
NUECES	216,123	16,170	30,967	14.34 %	101	31,068	14.38 %	Download Ziq
LUBBOCK	199,184	9,675	29,720	14.92 %	13	29,733	14.93 %	Download Ziq
HAYS	193,013	6,637	17,873	9.31 %	650	18,623	9.65 %	Download Ziq
SMITH	160,066	11,393	24,211	15.13 %	271	24,482	15.29 %	Download Ziq
MCLENNAN	158,055	9,953	22,811	14.43 %	861	23,672	14.98 %	Download Ziq
ELLIS	152,671	9,125	22,657	14.84 %	89	22,746	14.9 %	Download Ziq
COMAL	147,503	10,846	28,432	19.28 %	817	29,249	19.83 %	Download Ziq
WEBB	146,897	2	2,000	1.36 %	21	2,021	1.38 %	Download Ziq
JEFFERSON	146,331	4,924	15,772	10.78 %	452	16,224	11.09 %	Download Ziq
BRAZOS	138,990	7,548	17,638	12.69 %	142	17,780	12.79 %	Download Ziq
JOHNSON	137,106	7159	16,648	12.13 %	478	17,127	12.46 %	Download Ziq

© 2026 Civix. All rights reserved. POWERED BY CIVIX v1.0.0-dev | Apr 22, 2026, 03:00:00 PM

Screenshot 11: "Official Election Day Voting Information" — 2026 Republican Primary, March 3, 2026. Designation: Official. Nueces: 16,170.

Screenshot 12: Democratic Primary — Unofficial (May 5, 2026)

Unofficial Election Day Voting Information - March 03, 2026

March 03, 2026
2026 DEMOCRATIC PRIMARY ELECTION
Cumulative Totals
Thru Close of Business
March 03, 2026

Generate Statewide Report

BRAZORIA	254,533	9,746	29,474	11.58 %	591	30,065	11.81 %	Download Ziq
GALVESTON	246,657	439	14,670	5.95 %	894	15,564	6.31 %	Download Ziq
CAMERON	238,192	11,095	33,433	14.04 %	935	34,368	14.43 %	Download Ziq
BELL	234,576	8,160	24,322	10.37 %	70	24,392	10.4 %	Download Ziq
NUECES	216,123	7,618	24,685	11.42 %	85	24,770	11.46 %	Download Ziq
LUBBOCK	199,184	4,728	15,348	7.71 %	19	15,367	7.71 %	Download Ziq
HAYS	193,013	10,947	32,803	17 %	1,014	33,817	17.52 %	Download Ziq
SMITH	160,066	4,932	12,587	7.86 %	256	12,843	8.02 %	Download Ziq
MCLENNAN	158,055	6,004	14,343	9.07 %	478	14,821	9.38 %	Download Ziq
ELLIS	152,671	6,135	17,672	11.58 %	37	17,709	11.6 %	Download Ziq
COMAL	147,503	3,815	11,425	7.75 %	583	12,008	8.14 %	Download Ziq
WEBB	146,897	6,952	23,685	16.12 %	61	23,746	16.17 %	Download Ziq

© 2026 Civix. All rights reserved. POWERED BY CIVIX v1.0.0-dev | Apr 22, 2026, 03:00:00 PM

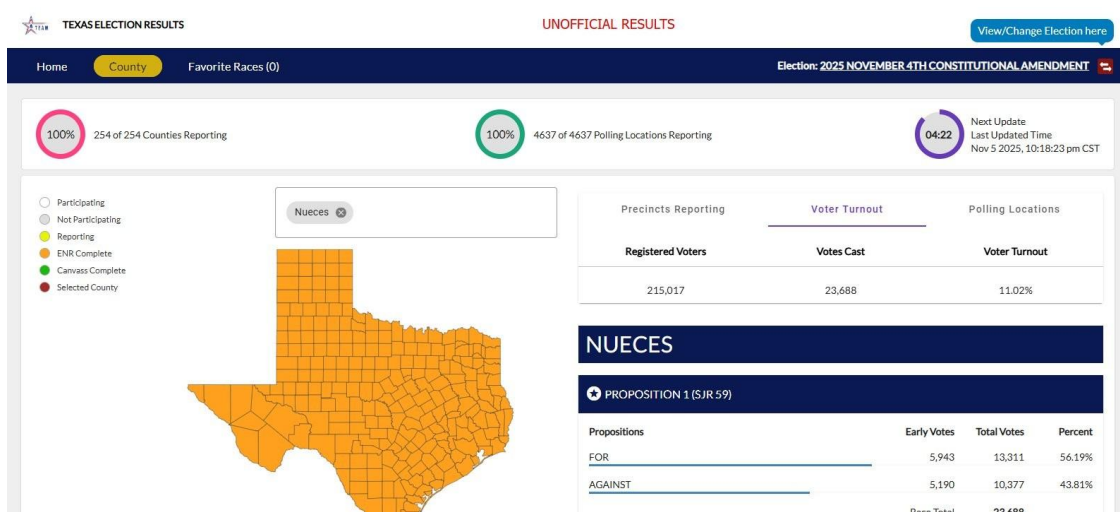
Screenshot 12: "Unofficial Election Day Voting Information" — 2026 Democratic Primary, March 3, 2026. Designation: Unofficial. Nueces: 7,618 Election Day voters. Same election date. Same county infrastructure. Different official status with no public explanation.

PART VI: FINDING 5 — NOVEMBER 2025 CONSTITUTIONAL AMENDMENT ELECTION

The November 4, 2025 Constitutional Amendment Election presents a separate but consistent pattern. As of May 5, 2026 — six months after Election Day — two official government sources disagree on the vote totals, and the Nueces County canvass has never been completed.

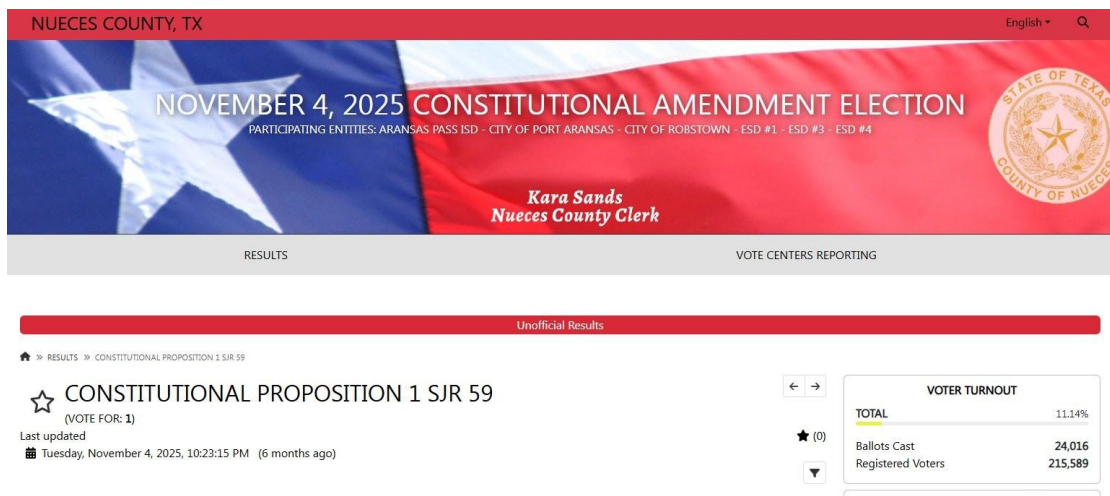
- SOS CIVIX: 215,017 registered voters, 23,688 votes cast, 11.02% turnout — Unofficial
- Nueces County Clerk: 215,589 registered voters, 24,016 ballots cast, 11.14% turnout — Unofficial
- Discrepancy: 328 votes, 572 registered voters
- Nueces County map status: ENR Complete (orange) — NOT Canvass Complete (green). The canvass has never been completed for this election.

Screenshot 13: SOS CIVIX — Nueces, November 2025



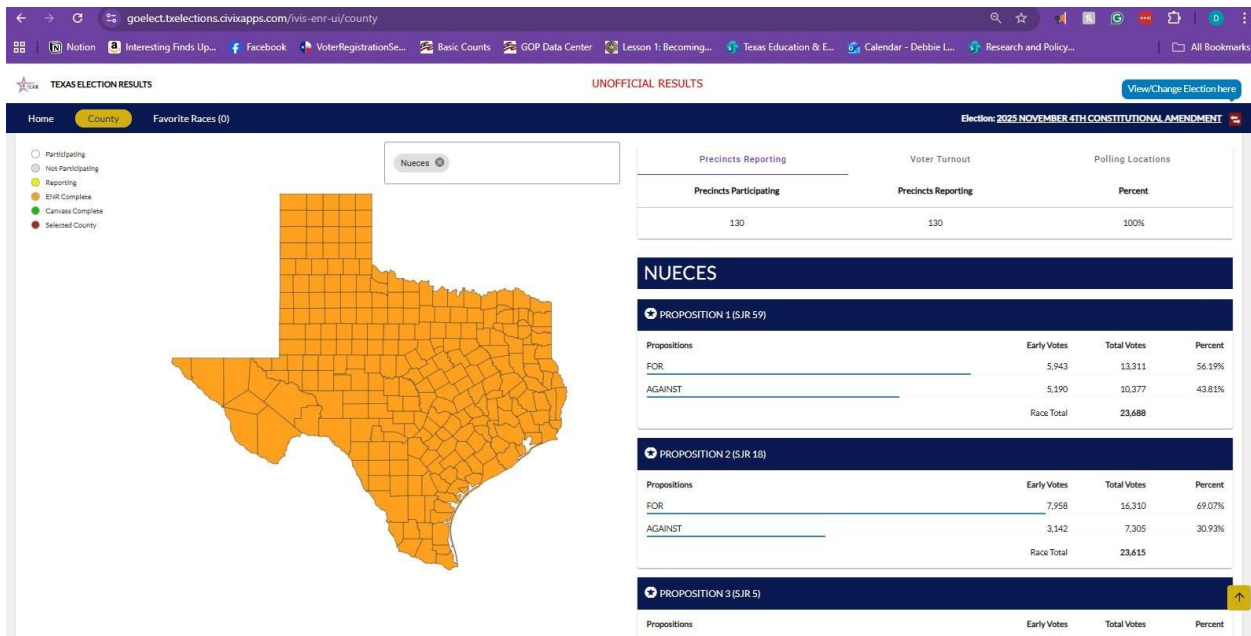
Screenshot 13: SOS Texas Election Results — 2025 November 4th Constitutional Amendment, Nueces County. Registered Voters: 215,017. Votes Cast: 23,688. Turnout: 11.02%. Status: UNOFFICIAL RESULTS.

Screenshot 14: Nueces County Clerk — November 2025



Screenshot 14: Nueces County Clerk website — November 4, 2025 Constitutional Amendment Election. Ballots Cast: 24,016. Registered Voters: 215,589. Turnout: 11.14%. Last updated: November 4, 2025, 10:23:15 PM. Status: Unofficial Results. Figures differ from SOS CIVIX for the same election.

Screenshot 15: Still Unofficial — May 5, 2026



Screenshot 15: SOS Texas Election Results — 2025 November 4th Constitutional Amendment, Nueces County, May 5, 2026. Status: UNOFFICIAL RESULTS. Map: ENR Complete (orange) — not Canvass Complete (green). Six months after Election Day, the canvass has never been completed and no authoritative certified figure exists.

PART VII: DOCUMENTED TIMELINE

All entries are supported by timestamped screenshots or official government documents available upon request.

Date	Finding / Event
Nov 4, 2025	Constitutional Amendment Election. SOS CIVIX: 23,688 votes cast, 215,017 registered voters. Nueces County Clerk: 24,016 ballots, 215,589 registered voters. Discrepancy: 328 votes, 572 registered voters. Both Unofficial. Canvass never completed. Six months later no certified figure exists.
Feb 17, 2026	CIVIX running development software during early voting: v1.0.0-dev Feb 17, 2026, 07:00 PM. Red redistricting notice visible on page.
Mar 3, 2026	Election Day — 2026 Republican Primary.
Mar 13, 2026	Nueces total votes cast: 21,405. Senate race total: 21,977 — 572 more votes than voters. Mathematically impossible. No public notice.
Mar 19, 2026	Dev build updated: v1.0.0-dev Mar 19, 2026. Still development software 16 days post-Election Day.
Mar 22, 2026	Browser console error: Cross-Origin Request Blocked; sha512 integrity mismatch; TypeError: cannot access "txRegisteredVoters" — system cannot read voter registration data.
Mar 23, 2026	Red redistricting notice still visible 20 days post-Election Day. Build: v1.0.0-dev Feb 17, 2026.
Mar 25, 2026	State canvass deadline.
Mar 26, 2026	Day after canvass: Nueces still zero. Raw code variable names visible to public. Build: v1.0.0-dev Mar 19, 2026.
Mar 29, 2026	CDF Evidence Report and Complaint submitted to Texas Secretary of State.
Apr 9, 2026	Dev build updated: v1.0.0-dev Apr 09, 2026. Still development 37 days post-Election Day.
Apr 15, 2026	Nueces STILL zero. 43 days post-Election Day. 21 days past canvass deadline.
Apr 15–22, 2026	With no public announcement: zero changed to 16,170. Page relabeled Official. URL changed. No explanation issued.
Apr 22, 2026	Dev build: v1.0.0-dev Apr 22, 2026. Page labeled Official but still running development software.
May 2, 2026	SOS page Last Updated: 05/02/2026.
May 5, 2026	Official page: Nueces 16,170, Webb 2. November 2025 Constitutional Amendment still Unofficial. Nueces map still ENR Complete — canvass never completed.
May 5, 2026	CSV downloaded from SOS CIVIX for Nueces: 7,618 records, all IN-PERSON. Third different number from same system. Matches neither county (8,091) nor Official page (16,170).

PART VIII: QUESTIONS FOR THE SECRETARY OF STATE

Citizens Defending Freedom respectfully requests that this Committee direct the Secretary of State to respond in writing to the following questions:

1. The CIVIX system contained no data for Nueces County on March 26, 2026 — the day after the canvass closed. The county's correct Election Day total is 8,091. Did Nueces County submit an empty file? If not, what happened to the data between submission and what appeared in the system?
2. Three official sources show three different figures for Nueces County Election Day voters: 8,091 (county official results), 16,170 (SOS Official page), and 7,618 (SOS downloadable CSV, May 5, 2026). Who authorized the change to 16,170? What data produced that figure? Which of the three numbers does the SOS certify as accurate?
3. The SOS disclaimer states that county data is posted unaltered. Given the documented change from zero to 16,170 for Nueces County — made without public notice after the canvass closed — does that disclaimer remain accurate?
4. On March 13, 2026, the Nueces U.S. Senate race showed 21,977 votes against 21,405 total voters — a mathematical impossibility. The anomaly was corrected before the canvass without public announcement. When was that correction made, by whom, and was the county notified?
5. The 2026 Republican Primary Election Day data is designated Official. The 2026 Democratic Primary data for the same March 3 election date is still Unofficial. What is the reason for that difference, and when will the Democratic Primary data be officially certified?
6. The November 4, 2025 Constitutional Amendment Election has never been canvassed for the entire state. Two official sources show different vote totals in Nueces County. When will the canvass be completed, and which figure is the accurate certified total?

PART IX: CONCLUSION

Every data point in this evidence package comes from official government websites, official county records, and the SOS CIVIX system itself. Citizens Defending Freedom did not manufacture discrepancies. They are documented in the official record.

The pattern raises a direct question that every Texas voter deserves answered. Three official government sources report three different Election Day voter counts for Nueces County in the same election. The county's certified total is 8,091. The SOS Official page shows 16,170. The SOS's own downloadable data file shows 7,618. The SOS has not identified which number is correct. If the same system produced and reported Election Day voter data across all 254 Texas counties, citizens have no way of knowing which numbers were used to produce the final results of races across the state. That question has not been answered.

Citizens Defending Freedom respectfully requests that the Secretary of State respond in writing to the six questions above and provide a complete public accounting of all changes made to Nueces County Election Day voter counts on the CIVIX system after Election Day, including the date, authorization, and data source for each change.

Contact: Debbie Lindstrom | Texas Elections Director, Citizens Defending Freedom

Complaint submitted to Texas Secretary of State: March 29, 2026

All original screenshots and source documents available upon request.