



COMMERCIAL PROPERTY FOR SALE

TWIN OAKS PLAZA - SHOPPING CENTER

5890-5892 Stirling Rd, Hollywood, FL 33021



Vincent Borriello **Linda Brennan**

Broker Associate

(732) 939-7726

vborriello@kw.com

Realtor

(561) 312-4147

homesales561@gmail.com

1400 Corporate Center Way, Wellington, FL 33414, United States, Florida | (732) 939-7726 | theborrielloteam.kw.com | palmbeachflcommercial.com

TABLE OF CONTENTS

C O N T E N T S



■	PROPERTY INFORMATION	3
■	LOCATION INFORMATION	7
■	FINANCIAL ANALYSIS	13
■	ADVISOR BIOS	23
■		

PART 1

PROPERTY INFORMATION



5890-5892 Stirling Rd, Hollywood, FL 33021

C O N T E N T S

EXECUTIVE SUMMARY	4
PROPERTY DETAILS	5
EXTERIORS	6

EXECUTIVE SUMMARY

PROPERTY INFORMATION



PROPERTY SUMMARY

Sale Price:	\$4,699,990
Gross Annual Income:	\$320,412.24
Cap Rate:	5.3%
Lot Size:	16,930 SF
Building Size:	11,287 SF
Market:	South Florida
Sub Market:	Hollywood

PROPERTY DESCRIPTION

Located just a two-minute drive from the Hard Rock Guitar Hotel and Casino, this shopping center offers a fantastic income potential. It boasts long-term tenants and ample parking space, making it an excellent investment. Current leases are gross leases below market rates, which presents rental income growth potential. Additionally, it presents a redevelopment prospect due to the surplus land in this rapidly growing area.

PROPERTY HIGHLIGHTS

- DIRECTLY ON STIRLING RD
- HIGHLY SOUGHT LOCATION
- DIRECTLY ACROSS THE STREET FROM HARD ROCK CASINO AND HOTEL
- NEW DRAINFIELD

PROPERTY DETAILS

PROPERTY INFORMATION

LOCATION INFORMATION

Building Name	Twin Oaks Plaza - Shopping Center
Street Address	5890-5892 Stirling Rd
City, State, Zip	Hollywood, FL 33021
County	Broward
Market	South Florida
Sub-market	Hollywood

BUILDING INFORMATION

Building Size	11,287 SF
NOI	\$249,482.24
Cap Rate	5.3%
Occupancy %	100%
Tenancy	Multiple
Gross Leasable Area	11,287 SF
Roof	-
Number of Buildings	2



PROPERTY INFORMATION

Property Type	Shopping Center
Property Subtype	-
Zoning	C-4/O-S,Hollywood
Lot Size	0.86 AC
APN #	5141-01-01-0090
Corner Property	No
Lease Expiration Date	-
Annual Rent	-
Annual Increase	-
NNN	-

PARKING AND TRANSPORTATION

Parking Type	Surface
Number of Parking Spaces	51

UTILITIES AND AMENITIES

Cooling	-
Heating	-

Sale Price	\$4,699,990
------------	-------------

EXTERIORS

PROPERTY INFORMATION



PART 2

LOCATION INFORMATION



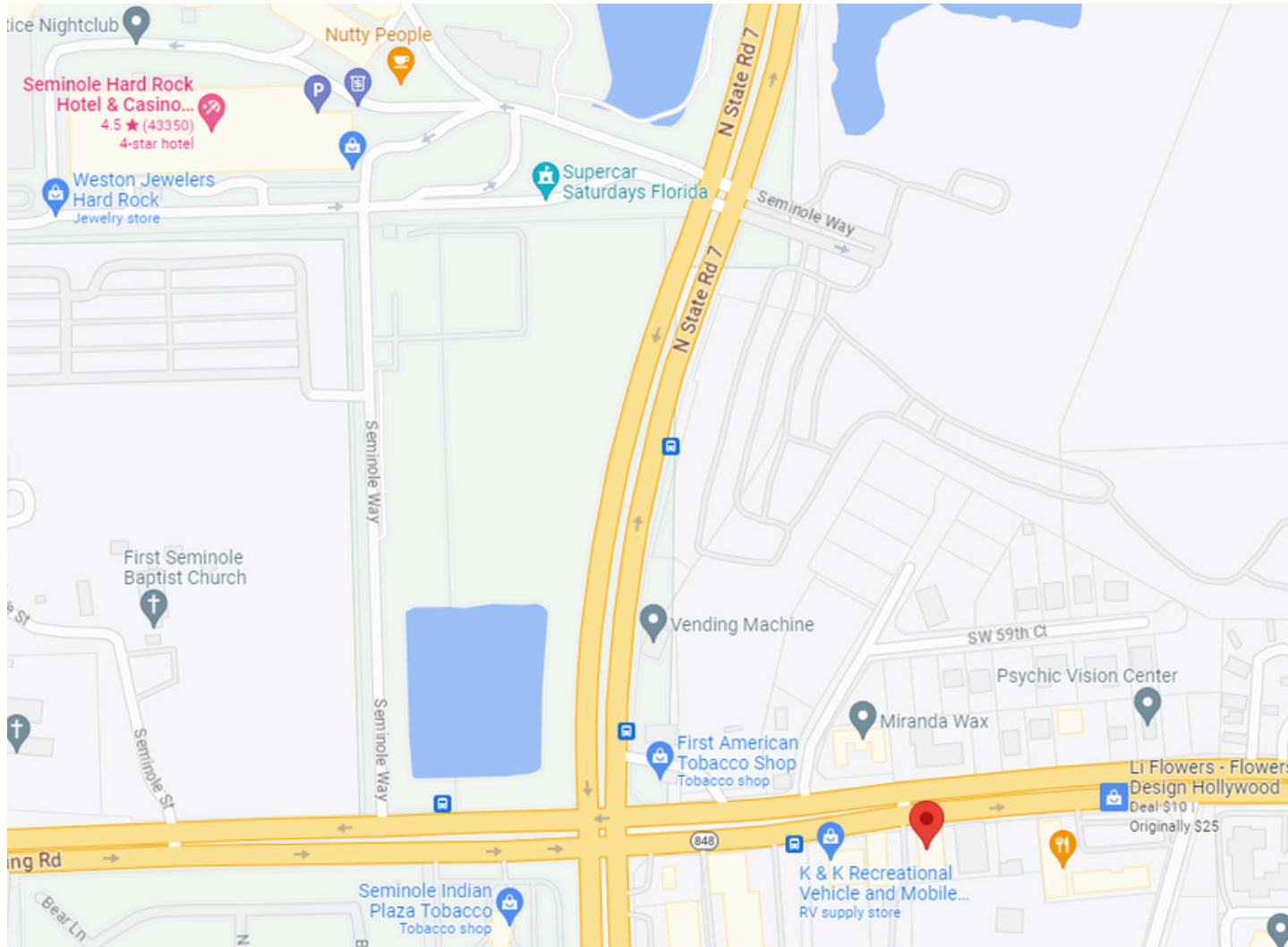
5890-5892 Stirling Rd, Hollywood, FL 33021

C O N T E N T S

LOCATION MAP	8
AERIAL MAP	9
REGIONAL MAP	11
STREET VIEW	12

LOCATION MAP

LOCATION INFORMATION



AERIAL MAP (3D)

LOCATION INFORMATION



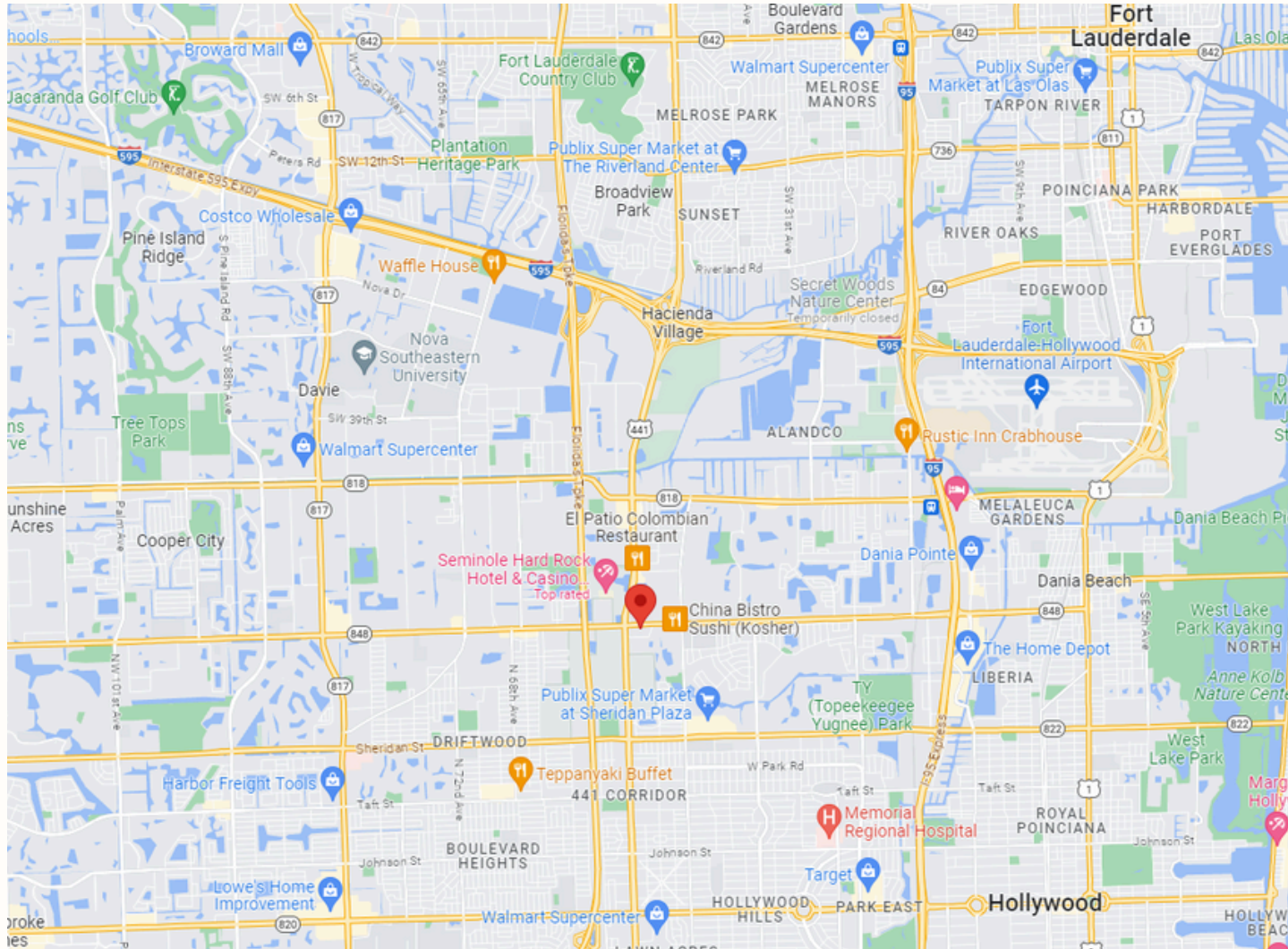
AERIAL MAP (2D)

LOCATION INFORMATION



REGIONAL MAP

LOCATION INFORMATION



STREET VIEW

LOCATION INFORMATION



PART 3

FINANCIAL ANALYSIS



5890-5892 Stirling Rd, Hollywood, FL 33021

C O N T E N T S

FINANCIAL SUMMARY	14
INCOME AND EXPENSES	15
LEASE RENT ROLL	16
MARKET RENT ANALYSIS	17
RECENT SALES COMPARABLES	18
FEATURED SALES COMPARABLES	20
DEMOGRAPHICS MAP AND REPORT	22

FINANCIAL SUMMARY

FINANCIAL ANALYSIS



INVESTMENT OVERVIEW

ACTUAL

Price	\$ 4,699,990
Price per SF	\$ 416.40/SF
CAP Rate	5.3%

OPERATING DATA

ACTUAL

Gross Income	\$ 26,701.02/month
Operating Expenses	\$ 80,015.66/yr
Net Operating Income	\$ 249,482.24/yr

INCOME AND EXPENSES

FINANCIAL ANALYSIS



INCOME SUMMARY

ACTUAL

Gross Potential Rent	\$ 320,412.24/yr
Sales Tax on Rent	\$ 9,085.66/yr
RENTAL INCOME	\$ 329,497.9/yr

EXPENSES

ACTUAL

Insurance	\$ 8,388.00/yr
Cleaning	\$ 2,400.00/yr
FPL, Parking Lot	\$ 2,040.00/yr
Garbage	\$ 3,000.00/yr
License Fees	\$ 300.00/yr
Sales Tax	\$ 9,085.66/yr
Real Estate Tax	\$ 54,802.00/yr
OPERATING EXPENSES	\$ 80,015.66/yr
ANNUAL NET OPERATING INCOME	\$ 249,482.24

LEASE RENT ROLL

FINANCIAL ANALYSIS



TENANT	SIZE SF	MONTHLY RENT	EXP. DATE	ANNUAL INCREASE	SUITE #	RENEWAL OPTIONS
STIRLING GLASS GIFTS & MORE...	850 SF	\$1,993.09	July 31, 2024	3%	UNIT 1 @ 5890	
CHIC HAIR COLLECTION LLC	1,250 SF	\$2,546.78	March 31, 2024	5%	UNIT 2 @ 5890	¹ (Three year renewal at the same rate of increase at 5% annually over the prior years cost.)
HAIR CREATIONS LLC	750 SF	\$2,942.92	August 1, 2024	4%	UNIT 3 @ 5890	
BROWS AND BEYOND LOUNGE...	1,500 SF	\$3,275.80	June 1, 2024	4%	UNIT 5 @ 5890	
PAULA LYNN WEBER	728 SF	\$1,490.71	December 31, 2026	5%	UNIT 7 @ 5890	
STUDIO PINK	640 SF	\$1,376.04	September 30, 2024	5%	UNIT 8 @ 5890	
PRIME GRILL LLC	2,100 SF	\$4,434.87	April 30, 2031	3.5%	UNIT 1 @ 5892	¹ (Ten year renewal at the same rate of increase at 3.5% annually over the prior years cost.)
EXPRESS AND PHARMACY...	1,250 SF	\$2,686.88	November 30, 2025	5%	UNIT 2 @ 5892	
TRUE BALANCE PILATES...	600 SF	\$1,366.88	November 30, 2023	5%	UNIT 3 @ 5892	Currently MTM
TAXES USA LLC	700 SF	\$2,187.92	August 31, 2024	5%	UNIT 4 @ 5892	1 (5) Five year option
PRIME DIKLA DELICIOUS LLC	700 SF	\$1,819.13	January 31, 2025	5%	UNIT 5 @ 5892	¹ Three Year Renewal at the same rate of increase at 5% annually over the prior years cost.
PARKING LOT CAR WASH	0 SF	\$580.00	MTM	-	-	
TOTALS		\$ 26,701.02				
TOTALS		\$ 320,412.24/yr				

MARKET RENT ANALYSIS

FINANCIAL ANALYSIS



Based on recent market activity the current estimated market rent is - per square foot.

	Property Name / Address	Yr Blt/Renov	Distance	Location Score	Bldg SF	Anchor	Spcs	Avail %	Vac %	NNN - Rent per SF
<u>1</u>	Sheridan Plaza	1975	3 Mile	73	19,534	Flavors Of India	0	0%	0%	\$33-41 (Est.)
<u>2</u>	7100 Pembroke Rd	1974	4 Mile	61	9,662	Dollar Plus Grocery	0	0%	0%	\$32-39 (Est.)
<u>3</u>	Narang Plaza Pembroke	1961	3 Mile	48	12,000	Roadrunner Food Mart Inc	3	34.2%	24.2%	\$32-39 (Est.)
<u>4</u>	Griffin Plaza	1977	3 Mile	56	22,657	Food Stop Inc	0	0%	0%	\$32-39 (Est.)
<u>5</u>	3924-3944 Davie Blvd	-	4 Mile	39	11,617	Dixie Market	0	0%	0%	\$29-36 (Est.)
<u>6</u>	Trading Plaza Center	1979/2002	4 Mile	41	11,756	Grocery Los Paisas	0	0%	0%	\$27-33 (Est.)
<u>7</u>	7601 Plaza	1960/2007	2 Mile	55	15,840	Evergreen Food Mart	1	0.6%	0.6%	\$26-32 (Est.)
<u>8</u>	Pine Plaza	1980	4 Mile	64	21,585	Kwik Stop No 899	0	0%	0%	\$26-32 (Est.)
<u>9</u>	3056 S State Road 7	2001	4 Mile	54	25,920 SF	M & I Food Mart	1	0%	0%	\$26-32 (Est.)
<u>10</u>	Bravo Shopping Center	1975	4 Mile	67	15,802 SF	B & M Bakery & West Indian Grocery	0	0%	0%	\$26-32 (Est.)

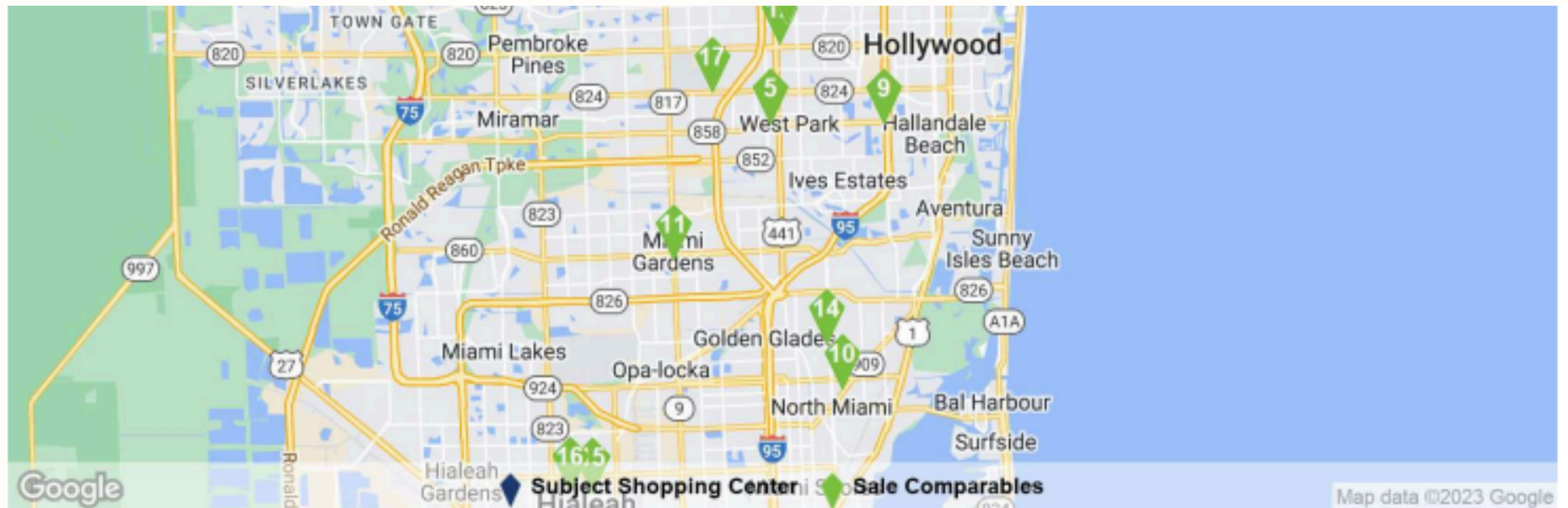
RECENT SALES COMPARABLES

FINANCIAL ANALYSIS



SALES ATTRIBUTES	LOW	AVERAGE	MEDIAN	HIGH
Sale Price	\$1,850,000	\$4,732,714	\$4,559,000	\$8,105,000
Price/SF	\$150	\$339	\$254	\$823
Cap Rate	4.5%	4.8%	5.7%	6.7%

CENTER ATTRIBUTES	LOW	AVERAGE	MEDIAN	HIGH
GLA	8,396	14,957	17,916	21,401
Vacancy Rate At Sale	0%	2.3%	0%	18.7%
Year Built	1963	1979	1985	1990



RECENT SALES COMPARABLES


FINANCIAL ANALYSIS



	Property Name / Address	Yr Built	GLA	Vacancy	Sale Date	Price	Price/SF	Cap Rate
<u>1</u>	2609-2679 W Oakland Park Blvd	1990	11,957	0%	10/31/2022	\$3,040,000	\$254	6.7%
<u>2</u>	Shoppes of Plaza Dee North	1963	21,401	0%	8/30/2022	\$8,105,000	\$379	5.6%
<u>3</u>	Nicole's Place	1986	21,358	18.7%	6/6/2022	\$6,300,000	\$295	5.6%
<u>4</u>	Lakes Plaza	1985	17,916	0%	5/6/2022	\$4,559,000	\$254	5.7%
<u>5</u>	Cypress Village West	1974	8,396	0%	2/17/2022	\$1,850,000	\$220	4.5%
<u>6</u>	Sunrise University Plaza	1976	15,167	0%	1/28/2022	\$2,275,000	\$150	5.5%
<u>7</u>	2910 SW 30th Ave	1983	8,509	0%	12/30/2021	\$7,000,000	\$823	-

FEATURED SALES COMPARABLES

FINANCIAL ANALYSIS



2609-2679 W
Oakland Park Blvd
Distance to Subject
Property: 8.5 Miles

SALE

Sale Type	Investment
Sale Date	10/31/2022
Sale Price	\$3,040,000
Price/SF	\$254
Cap Rate	6.7%

PROPERTY

Type	Strip Center
Sale Vacancy	0%
Parking	72 Surface Spaces
GLA	11,905 SF
Land Acres	2.45 AC
Features:	-
Yr Built/Renov	Built 1990
Number of Properties	1



Shoppes of Plaza Dee
North - 2205-2227
Wilton Dr
Distance to Subject
Property: 8.6 Miles

SALE

Sale Type	Investment
Sale Date	8/30/2022
Sale Price	\$8,105,000
Price/SF	\$379
Cap Rate	5.6%

PROPERTY

Type	Strip Center
Sale Vacancy	0%
Parking	77 Surface Spaces
GLA	21,401 SF
Land Acres	1.62 AC
Features:	Bus Line
Yr Built/Renov	Built 1963
Number of Properties	1



Nicole's Place - 2973-
3001 W Commercial
Blvd
Distance to Subject
Property: 9.6 Miles

SALE

Sale Type:	Investment
Sale Date	6/6/2022
Sale Price	\$6,300,000
Price/SF	\$295
Cap Rate:	5.6%

PROPERTY

Type	Strip Center
Sale Vacancy	18.7%
Parking	161 Surface Spaces
GLA	24,912 SF
Land Acres:	3.22 AC
Features:	24 Hour Access, Restaurant, etc
Yr Built/Renov:	Built 1986
Number of Properties	2

FEATURED SALES COMPARABLES

FINANCIAL ANALYSIS



Lakes Plaza - 2424 N St Rd 7
Distance to Subject Property: 7.5 Miles

SALE

Sale Type	Investment
Sale Date	5/6/2022
Sale Price	\$4,559,000
Price/SF	\$254
Cap Rate	5.7%

PROPERTY

Type	Strip Center
Sale Vacancy	0%
Parking	65 Surface Spaces
GLA	17,916 SF
Land Acres	1.80 AC
Features	-
Yr Built/Renov	Built 1985
Number of Properties	1



2910 SW 30th Ave
Distance to Subject Property: 5.0 Miles

SALE

Sale Type:	Investment
Sale Date	12/30/2021
Sale Price	\$7,000,000
Price/SF	\$823
Cap Rate:	-

PROPERTY

Type	Strip Center
Sale Vacancy	0%
Parking	20 Surface Spaces
GLA	8,509 SF
Land Acres:	1.16 AC
Features	Bus Line, Freeway Visibility, etc
Yr Built/Renov:	Built 1983
Number of Properties	1



13033-13057 W Dixie Hwy
Distance to Subject Property: 10.4 Miles

SALE

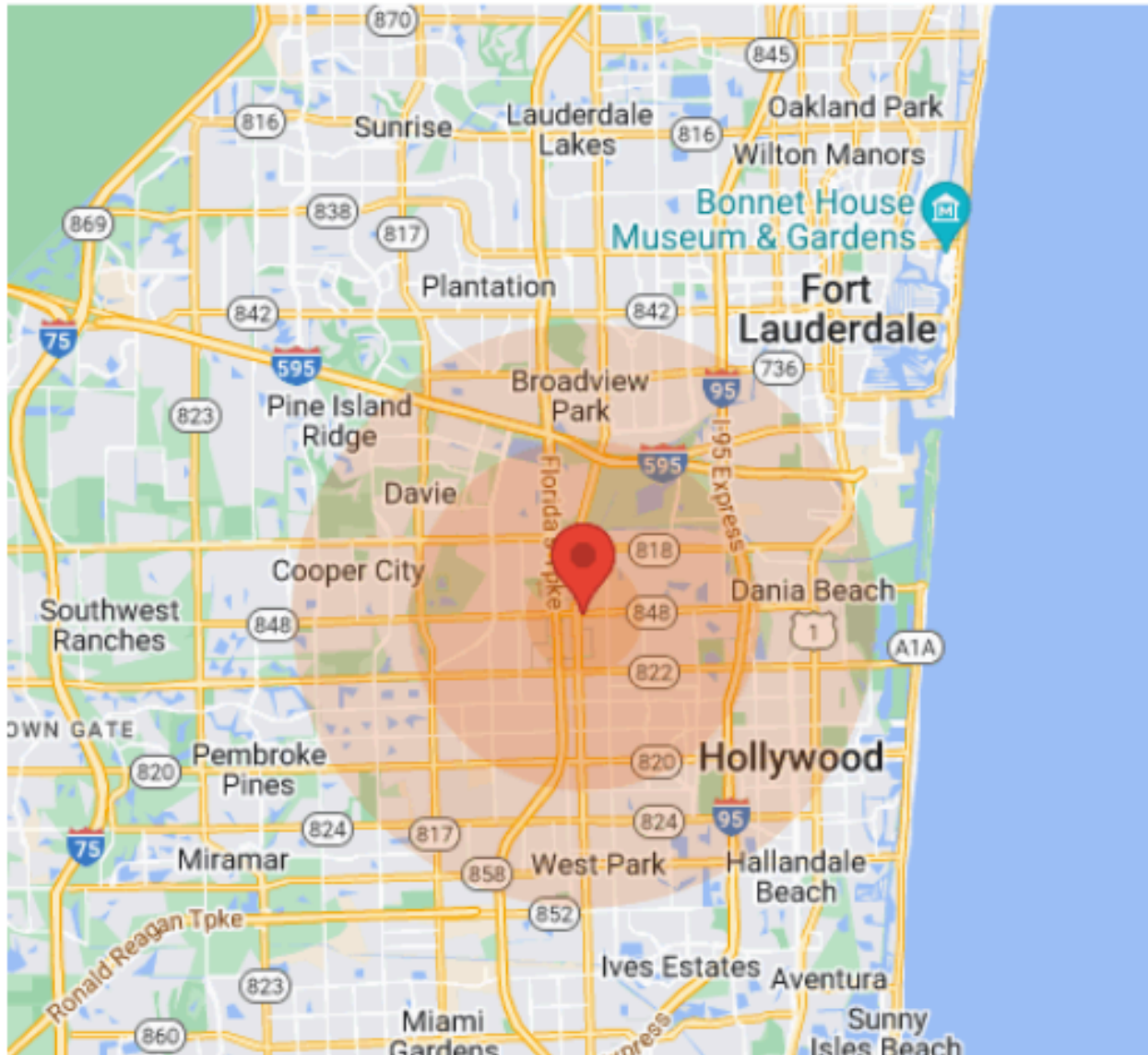
Sale Type:	Investment
Sale Date	10/14/2021
Sale Price	\$1,600,000
Price/SF	\$326
Cap Rate:	-

PROPERTY

Type	Strip Center
Sale Vacancy	0%
Parking	15 Surface Spaces
GLA	4,905 SF
Land Acres:	0.36 AC
Features	Bus Line, Corner Lot, Pylon Sign, etc
Yr Built/Renov:	Built 1983, Renov 2016
Number of Properties	1

DEMOGRAPHICS MAP AND REPORT

FINANCIAL ANALYSIS



	1 Mile	3 Miles	5 Miles
Population			
Male	6,531	56,266	172,073
Female	6,704	57,924	179,301
Total Population	13,235	114,190	351,374
Age			
Ages 0-14	2,400	20,614	65,076
Ages 15-24	1,713	14,301	44,245
Ages 25-54	4,993	43,995	139,958
Ages 55-64	1,609	14,285	43,641
Ages 65+	2,520	20,995	58,454
Race			
White	10,317	89,265	228,501
Black	1,273	12,764	90,990
Am In/AK Nat	385	447	574
Hawaiian	N/A	28	33
Hispanic	4,128	42,168	113,655
Multi-Racial	2,148	18,548	51,368
Income			
Median	\$40,239	\$52,458	\$46,987
< \$15,000	714	6,157	17,619
\$15,000-\$24,999	643	4,615	15,227
\$25,000-\$34,999	593	5,089	16,223
\$35,000-\$49,999	927	6,076	20,886
\$50,000-\$74,999	816	8,953	25,568
\$75,000-\$99,999	470	5,007	15,206
\$100,000-\$149,999	306	4,561	13,870
\$150,000-\$199,999	298	1,590	4,543
> \$200,000	379	1,377	3,301
Housing			
Total Units	6,595	49,300	150,738
Occupied	5,334	44,122	133,431
Owner Occupied	3,816	29,110	83,134
Renter Occupied	1,518	15,012	50,297
Vacant	1,261	5,178	17,307

PART 4

ADVISOR BIOS



5890-5892 Stirling Rd, Hollywood, FL 33021

C O N T E N T S

ADVISOR BIO 1	24
ADVISOR BIO 2	25

ADVISOR BIOS 1

A D V I S O R B I O S



VINCENT BORRIELLO

BROKER AND REALTORS®

vborriellokw.com

(732) 939-7726

Background

Vinnie is the Commercial Director of KW Commercial in Wellington, FL. He has over 25 years experience in Commercial Real Estate, across all asset classes and property types.

ADVISOR BIOS 2

A D V I S O R B I O S



LINDA BRENNAN

homesales561@gmail.com

(561) 312 4147

Background

Linda specializes in residential sales and equestrian properties, investments, relocations, and seasonal rentals. She is proud to be a longtime resident of Western Palm Beach County, where life is a little different. She enjoys the freedom to own horses and other animals and loves the access that we have to nature in our backyard. She has raised four daughters here and enjoys sharing my knowledge of the area with those that she meets. She is married to a farrier who is also my business partner. He brings to the team a lifetime of working with horses and a vast knowledge of equestrian properties throughout the United States.