



March, 2024
Volume 4 Issue, 3



OFFICERS

President,
Eddie Ranne
972 741 2795
eranne@verizon.net

Vice President,
Gayle Macleod
214 562 9841
gamacleod@verizon.net

Secretary,
Rick Watts
469 401 9165
rswatts47@gmail.com

Treasurer,
Leon Carpenter
817 654 0722
1301bac@att.net

Newsletter Editor/Writer
Ray Chartrand
817 919 6558
chartrain@gmail.com

Webmaster, Nicholas Treaster
913 660 4631

Club Web Address:
[https://
differ-
entbydesignt.wixsite.com/
notxsdc](https://differ-entbydesignt.wixsite.com/notxsdc)

President's Remarks

We had good attendance for our March meeting. I think the rainy weather kept some of us from driving our Studebakers. I want to thank Mike Geisler for hosting and making his car collection available to us. Spring is an excellent time to drive your Studebaker. Even if your car is not show quality, consider entering it in a local show. People are interested in seeing our cars. Our April meeting will be at the Colleyville Car Show April 13. If you have not preregistered yet, go to colleyville.com/cvcarshow . Registration closes April 8. If you have an idea for a future meeting, or would like to volunteer to host a meeting, contact Gayle or me. Thank you for supporting the North Texas Chapter - SDC.

31 of 60 paid members to date

Effective April we will no longer spend the year chasing you for dues. If unpaid after April your membership will be suspended

Inside this issue

- | | |
|---------------------------|--------------------------|
| PG. 1 PRESIDENT'S REMARKS | PG. 2 MINUTES OF MEETING |
| PG. 3 MEETING PICS | PG. 5 EDITOR'S REMARKS |
| PG. 6 OUT & ABOUT | PG. 7 CALENDAR OF EVENTS |
| PG. 10 HARD LUCK | PG. 10 FOR SALE |
| PG.15 ARCHIVES | PG. 18 HUMOR |
| PG.19 SDC INTERNATIONAL | PG.20 REGISTRATION FORM |



Minutes of the North Texas Studebaker Drivers Club March 16, 2024

Meeting called to order by President Eddie Ranne. Thanks to Mike and Stacy Geisler for having the club meeting at their house. Leon gave the treasury report, The bank balance is good and no outstanding bills. 60 members but 29 have not paid their dues. We discussed how to remind them to pay their dues.

Old business, per a hand count there were 3 members at the Decatur swap meet in February, Eddie Ranne, Gary Meek and Rick Watts.

Ray received an email from Fritz Poppe, suggesting that North Texas sponsor three trophies for the 60th International Meet in June 2024. Eddie accepted that as a motion and it was accepted and approved.

Ray said we should change our plans to host the 2025 International Meet to 2026 because Pittsburgh Pa. is planning to bid for 2025. Ray & the committee investigated the Denton fairgrounds for the International Meet.

Swap meet would be on the fairgrounds and Embassy suites for the host hotel.

Eddie asked if anyone knows a grant writer for a proposal to the hosting city to get a grant for the international meet that we want to host.

Nick Harper keeps track of Texas laws proposed that are derogatory to the collector / antique car community. Anne Harper told us that TAAC, Texas Association of Auto Clubs, offers a scholarship to students of antique, vintage, auto repair, and restoration trades.

Eddie started a discussion about automatic transmission swaps, GM or Borg-Warner to Studebaker cars. He handed out a nice information sheet. Gary Meek showed us an emergency flasher from Harbor freight. It's portable, bright and cheap.

The 50/50 pot was won by Reza Molai.

Eddie initiated the president's C.A.S.O door prize drawing which Reza Moli won. Reza graciously offered the prize, a Studebaker keychain, to our host Mike Geisler.

Meetings and events.

April 13 meeting at Colleyville car show. Lunch at Bellissimo Italian Restaurant

April 26-27 Good Guys car show in conjunction with Pate swap meet starting on the 25th At Texas Motor Speedway.

May 18 meeting at Mark Chambers office. We will tour an auto restoration shop across from Mark's office. Lunch at JRs Grill.

May 23-25 DFW Swap Meet. 2602 Mayfield Rd. Grand Prairie, Texas.

June 15th meeting. We need a volunteer to plan this meeting.

July 26-28 Hill Country Swap Meet. Lady Bird Johnson Municipal Park. Fredericksburg, Texas.

Attendees

Rick Watts

Jim McMeans

Tom & Kathy Arenson

Leon & Bella Carpenter

Gary Meek

Nick & Anne Harper

Ken Bruce

Bob & Gayle MacLeod

Mike & Stacy Geisler

Jonas Moros - Guest

Ray Chartrand

Eddie Ranne

Reza Moli

Edward Will

Jed Meisner - Guest



Our Hosts - Stacey & Mike Geisler



**Beautiful view of a very wet day with Eddie speaking
about Studebaker automatic transmissions**



Lively discussions, great food & a fabulous location had the meeting lasting much longer than usual. I guess that's a good thing when folks don't want to leave.

Editor's Remarks

We're on a roll folks with great meetings & good turn outs. Let's keep that momentum up!

This month I will speak to you about our plans for holding the 2026 International Meet in North Texas. I first floated the idea at our Christmas party & was tasked to "explore" the feasibility of holding the venue on our home turf. The last International meet in Texas was waaaaaaay back in 1998 down in Austin. I proposed 2025 but it is taken by another chapter.

In Texas, we seem to fall into a chasm caught between east & west coast ventures. It's time to let the rest of the Studebaker world know that we still exist!

We currently have a committee of 4, namely myself, our president Eddie Ranne, Fritz Poppe an old veteran at these types of events & Jim McMeans a newbie like myself.

We have spoken to other clubs, namely Manitowoc from last year, Dubuque from this year & Pittsburg for 2025. They have all been very supportive & offered up any information we needed.

Our committee has come to the conclusion that big cities aren't the way to go. From prohibitive rental costs, union help & simply having strangers in 60 year old cars dealing with Dallas drivers is simply too much. As such, we are looking at fairgrounds with Denton being the current contender. We visited the site & it isn't ideal but can work. We also visited a local hotel to act as host site & also the Denton visitor bureau that can assist in coordinating overflow hotels, tours & activities in & around Denton.

We would like to have a parade around the town square one evening.

The event with registration fees, surprisingly doesn't contribute to our operation expenses, Revenues go to National & the registrar. Money can be made however such as the \$15,000 profit from last year's event. National guarantees a \$5,000 profit.

We need creative thinking to cover expenses & as of recent times also generate decent profits.

Swap Meet rental spots seemed to be the gold standard in the past but we can't rely on that as much as before. The vendors I spoke with are scaling back with SI for example no longer bringing tractor trailer full of parts but rather going smaller & attending more events. Stephen Allen last year only has a single table with a computer to enter orders. Maybe virtual events are the future!

Other areas that generate good revenues & quite frankly are necessary to fill in the gaps are events & tours. A sock hop brings in good \$\$ as do tours. An ice cream social attracts big crowds. Ladies luncheons with a topic & speaker are popular. Wine & beer tasting (Grapevine) all are potential revenue generators. An award ceremony & banquet are also popular. We could offer a tour to the Fort Worth Stockyards. An silent auction night with donated items, sales of souvenir Tee shirts & memorabilia all generate revenue.

This year Dubuque is profitable before even opening their doors as they received a large grant from the local chamber of commerce.

Sponsorships & advertising is where I feel we can generate a profit. Think of the corporate headquarters of Fortune 100 companies located in our metroplex.

We will ask for a vote at our April meeting on whether to proceed with this plan. If accepted, I have to make a formal presentation to the board in Dubuque in June to be accepted. Put on your thinking caps & think of possible past connections that might be interested sponsoring or placing an ad in our guidebook.

More to follow.....

Thank you Nick Harper for what you do to keep our cars on the road. Scary what goes on behind closed doors in government!

Thank you Eddie Ranne for enlightening us on Studebaker automatic transmissions & conversions..

Out & About with our Studebakers



Eddie Ranne's New Hand Fabricated Dash for his 53 Restomod



Jim McMeans 64 GT Hawk exploring downtown Denton

Calendar of Events

Monthly meetings are typically held the 3rd Saturday of the month with locations varying around the metroplex

Tire kicking commences around 11:00 with lunch at noon followed by our meeting.

Members are welcome to suggest or host a meeting at one of their favorite venues.

Mar 16 Mike Geisler hosting at his home Dallas

Apr 12-13 Lone Star Park swap meet Grand Prairie

Apr 13 Colleyville car show

Apr 25-27 Pate swap meet & Good Guys at TMS

May 18 Mark Chambers Host

May 23-25 DFW Swap Meet Traders Village Grand Prairie

June 25 SDC International Dubuque IA

July 26-28 Hill Country Swap Meet. Lady Bird Johnson Park. Fredericksburg, Texas.

Nov 15-16 Southwest Swap Meet Lone Star Park Grand Prairie

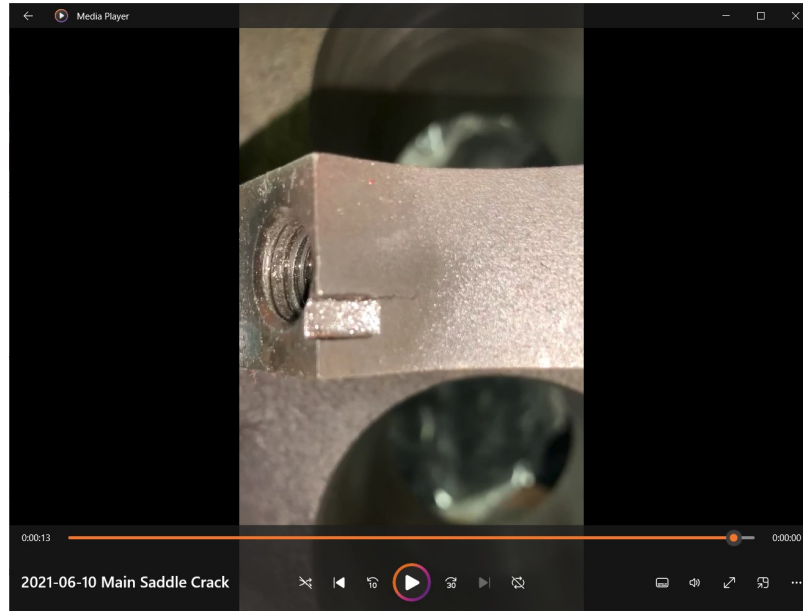


A reminder from our president Eddie Ranne that we are scattered far & wide

Hard Luck Story from Member Ken Bruce

Tough but not Indestructible!

I'm sure you remember the 1961 rust bucket Hawk we couldn't give away. As a reminder, I bought it knowing it was a rust bucket to get the 289 motor and drive train out of it. Since it was a rust bucket my conscience would be clear stripping it. When we broke the engine down we found it had a cracked saddle main.



This is where Bob MacLeod supplied me with a 1964 259 block. We decided to bore it out, use the 289 crank and make a 299 out of it. When we started to assemble it, looking at the rods we decided the 289 must have been overheated so we replaced them with new rods. Then we were torquing one of the main bolts (from the 289 engine) and it was "stretching". We backed it out and torqued another one in a vise and it started stretching.



So we put in new main bearing bolts. The engine was Magnafluxed and the builder assured me that the company that did it was one of the best. Then the engine was balanced and assembled. When it was installed in the car I could feel a vibration from 70 to 80 mph. That I never could get rid of. I managed to reduce it but couldn't get rid of it. I thought it was in the clutch or pressure plate. With ~ 2500 miles on it I was cruising ~ 70 mph on George Bush and, bang/wham and the car was vibrating. I pulled over thinking the clutch went, then drove it about a block to get out of traffic and called a wrecker.

In the shop the mechanics were starting and stopping the engine with no problems. Eventually they were looking at the flywheel while one of them was working the clutch. The flywheel moved back and forth about 1/4". I told them to button it up and pull the engine. I took it to the builder. When he broke it down this is what he found.



The builder says the block is ok. I wish I'd known about the crankshafts that Gary has. I found one at Studebaker Parts Online and had it shipped in. Funny thing, Stephen Allen's had a NOS 289 crank but they didn't want to sell it to me because they wanted it to go in a "properly restored" Studebaker. (Who in the hell is going to check to see if the crank is "original"?) I didn't say anything, I didn't want to burn any bridges, they've been a lot of help to me so I moved on. All said and done I can only assume that the crank was affected some way when the engine was overheated. That's the story, thanks for your interest.

*** We often fall into the notion that Studebaker V8's are indestructible with their forged internals and land speed records. What we have to remember at the end of the day, no matter what label is on the part. Is that metal is metal and if over heated or over stressed the end might not be immediate but will ultimately find it's way.

FOR SALE



1958 Silver Hawk, 289 ci V8, AT, WWW, \$17,500, OBO.

Nick Harper, harper1425@sbcglobal.net.



For Sale

1963 Studebaker Avanti - \$13,500 (McKinney)



72K miles.

Stored inside 18 yrs.

Runs.

All original and complete.

289 Engine.

Automatic transmission.

Factory Air.

PS, PB.

Good glass.

Make offer.

Please call/text Tim Thompson post id: 7725644949 Craig's List

Contact Gary Meek for details !!!

Inspection Sheet—Good reference even for what you own

eBay VEHICLE INSPECTION FORM TRACKING # 1296781 VIN # 1034735
 Miles 35,484 5 digit 6 digit Year 1953 Make studebaker Model champion Pkg _____ Engine Size 169.6 Li Cld CC
 Drive: 2WD 4WD AWD Cylinders 4 6 8 Rotary Other _____ Transmission: Auto Manual 3 spd 4 spd 5 spd Other _____
 NOTES: non-runner, as-is, for parts or repair. some items marked yes, inoperable or not legal because unable to test. gas pedal hard to operate/aftermarket cable system, frame rust thru in spots, transmission leak, hard to shift into gears 2 and 3

<p>1. BODY CONDITION</p> <p><input checked="" type="checkbox"/> Good – Well maintained for model year</p> <p><input type="checkbox"/> Fair – Average wear for model year</p> <p><input type="checkbox"/> Poor - <input type="checkbox"/> Major collision/frame or <input type="checkbox"/> Significant rust damage <input type="checkbox"/> Missing components, poor body work <input type="checkbox"/> Noticeable paint peel or fade</p> <p>Glass:</p> <p>Mirrors <input checked="" type="checkbox"/> Good <input type="checkbox"/> Cracked <input type="checkbox"/> Missing</p> <p>Front Windshield: <input type="checkbox"/> Cracked <input type="checkbox"/> Missing</p> <p>Seat:</p> <p><input type="checkbox"/> Good – No signs of wear</p> <p><input checked="" type="checkbox"/> Fair – Minor wear</p> <p><input type="checkbox"/> Poor – Major signs of wear & damage (cracked, torn, faded, or missing components)</p> <p>Tires:</p> <p><input checked="" type="checkbox"/> Legal - More than 3/32" tread w/no damage</p> <p><input type="checkbox"/> Not legal – Less than 3/32" tread and/or damaged</p> <p>2. ENGINE <input type="checkbox"/> Runs <input checked="" type="checkbox"/> Non-Runner</p> <p><input type="checkbox"/> Engine disassembled <input type="checkbox"/> Seized <input type="checkbox"/> Timing problem</p> <p><input type="checkbox"/> Major collision <input type="checkbox"/> Hole in block <input type="checkbox"/> Milky oil</p> <p><input type="checkbox"/> Turns over w/low compression/non-runner</p> <p><input type="checkbox"/> Electrical problem/no start <input type="checkbox"/> Turns over/no spark</p> <p><input type="checkbox"/> Head gasket <input type="checkbox"/> Damaged fly wheel <input type="checkbox"/> Engine knock</p> <p><input checked="" type="checkbox"/> Excessive oil leak from: <input type="checkbox"/> Rear main seal</p> <p><input checked="" type="checkbox"/> Pan gasket <input type="checkbox"/> Sending unit <input type="checkbox"/> Valve covers</p> <p><input type="checkbox"/> Burns oil or coolant <input type="checkbox"/> Has damaged plugs & wires</p> <p><input type="checkbox"/> Vacuum leak</p> <p>Note: starts and was lot driven only, fuel pump leaking gas</p> <p>Fuel System:</p> <p><input type="checkbox"/> Ok <input type="checkbox"/> Problem(s) <input type="checkbox"/> Lines leak <input type="checkbox"/> Tank leaks</p> <p><input type="checkbox"/> Vacuum problem <input type="checkbox"/> Runs on spray <input type="checkbox"/> Pump weak</p> <p><input type="checkbox"/> Injectors need repair <input type="checkbox"/> Carb needs rebuild <input type="checkbox"/> Old fuel</p> <p><input type="checkbox"/> Filter needed Note: fuel pump leaks, fuel pump fitting motor mount</p>	<p>3. COOLING SYSTEM <input type="checkbox"/> Ok <input checked="" type="checkbox"/> Problem(s)</p> <p><input type="checkbox"/> Air cooled <input checked="" type="checkbox"/> Liquid cooled <input type="checkbox"/> Coolant safe to _____</p> <p><input type="checkbox"/> Winterized <input type="checkbox"/> Needs flush <input type="checkbox"/> Empty</p> <p><input type="checkbox"/> Oil in coolant <input type="checkbox"/> Intake leaks <input checked="" type="checkbox"/> Water pump leaks</p> <p><input type="checkbox"/> Radiator leaks <input type="checkbox"/> Radiator core support damage</p> <p><input type="checkbox"/> Fan(s) inoperable <input type="checkbox"/> Hoses damaged/leaking/missing</p> <p>Note: _____</p> <p>4. TRANSMISSION / DRIVE TRAIN</p> <p><input type="checkbox"/> Road tested <input type="checkbox"/> Shifts good <input checked="" type="checkbox"/> Shifting problems</p> <p><input type="checkbox"/> No reverse</p> <p><input type="checkbox"/> Does not engage, unable to test <input type="checkbox"/> Trans leaks</p> <p><input type="checkbox"/> Clutch slips <input type="checkbox"/> Does not go into gear(s) _____</p> <p><input type="checkbox"/> Trans Slips <input type="checkbox"/> Grinds/noise <input type="checkbox"/> Electrical issue</p> <p><input type="checkbox"/> Pan leaks <input type="checkbox"/> Housing damaged <input type="checkbox"/> Linkage bent</p> <p><input type="checkbox"/> Shifter damaged <input type="checkbox"/> Transmission removed</p> <p>5. BRAKES <input type="checkbox"/> Legal <input checked="" type="checkbox"/> Not Legal</p> <p><input type="checkbox"/> No brakes <input type="checkbox"/> Lines/cables needed</p> <p><input type="checkbox"/> Needs pads/shoes <input type="checkbox"/> Need drums/rotors</p> <p><input type="checkbox"/> Fluid leak <input type="checkbox"/> Need wheel cylinder(s)</p> <p><input type="checkbox"/> Need caliper(s) <input checked="" type="checkbox"/> Emergency brake</p> <p>Note: _____</p> <p>6. EXHAUST (EMISSION LEVELS NOT TESTED)</p> <p><input checked="" type="checkbox"/> Single <input type="checkbox"/> Dual <input type="checkbox"/> Needs a tailpipe</p> <p><input type="checkbox"/> Muffler is damaged/foud <input type="checkbox"/> Needs hangers/clamps</p> <p><input type="checkbox"/> Manifold cracked or leaking</p> <p><input type="checkbox"/> Gaskets/doughnuts worn <input type="checkbox"/> Catalytic missing</p> <p><input type="checkbox"/> Catalytic plugged</p> <p>7. SUSPENSION / STEERING</p> <p><input checked="" type="checkbox"/> Legal <input type="checkbox"/> Not legal <input type="checkbox"/> Air ride out</p> <p><input type="checkbox"/> Rusted strut towers <input type="checkbox"/> Needs shocks</p>	<p><input type="checkbox"/> Broken coil springs <input type="checkbox"/> Damaged body mounts</p> <p><input type="checkbox"/> Needs bushings <input type="checkbox"/> Sway bar damaged</p> <p><input type="checkbox"/> Broken leaf spring</p> <p>8. FRAME</p> <p><input checked="" type="checkbox"/> Legal <input type="checkbox"/> Not Legal</p> <p><input type="checkbox"/> Frame bent/cracked <input type="checkbox"/> Collision damage</p> <p><input type="checkbox"/> Major rust <input type="checkbox"/> Noticeable repairs</p> <p>9. ELECTRICAL SYSTEM & GUAGES</p> <p><input checked="" type="checkbox"/> Operable <input type="checkbox"/> Inoperable</p> <p><input type="checkbox"/> System works but needs repair to _____</p> <p>Battery: <input type="checkbox"/> Good <input checked="" type="checkbox"/> Weak</p> <p>Alternator: <input type="checkbox"/> Operable <input type="checkbox"/> Inoperable</p> <p>Ignition:</p> <p><input type="checkbox"/> Module needed <input type="checkbox"/> Security issue</p> <p>Starter: <input checked="" type="checkbox"/> Operable <input type="checkbox"/> Inoperable</p> <p>Coil: <input checked="" type="checkbox"/> Operable <input type="checkbox"/> Inoperable</p> <p>Wiring: <input type="checkbox"/> Missing <input type="checkbox"/> Damaged</p> <p>Digital Dash Cluster: <input type="checkbox"/> Operable <input type="checkbox"/> Inoperable</p> <p>Note: _____</p> <p>Gauges: <input type="checkbox"/> Fuel gauge inop <input type="checkbox"/> Tach inop</p> <p><input type="checkbox"/> Temp gauge inop <input type="checkbox"/> Oil pressure gauge inop</p> <p><input type="checkbox"/> Volt gauge inop <input type="checkbox"/></p> <p>Other: aftermarket gauges installed _____</p> <p>Warning Lights: <input type="checkbox"/> Check engine light on <input type="checkbox"/> Oil light on</p> <p><input type="checkbox"/> Service engine light on <input type="checkbox"/> Brake light on</p> <p><input type="checkbox"/> Temperature light on</p> <p>Options Disclosures:</p> <p>Check all that apply:</p> <p><input checked="" type="checkbox"/> Radio <input type="checkbox"/> Inop <input type="checkbox"/> Missing</p> <p><input type="checkbox"/> Cruise control <input type="checkbox"/> Needs repair</p> <p><input type="checkbox"/> Convertible <input type="checkbox"/> Soft <input type="checkbox"/> Hard <input type="checkbox"/> T-Top</p>
--	--	---

TECH TIPS

Here's How to Find and Stop Oil Leaks

By Jim & Karen McKeever

San Joaquin Valley Chapter, SDC

There's nothing more frustrating than having an oil leak that puts greasy, sticky goo all over your chromed and polished aluminum engine parts (or all over your garage floor!)

If you have ever wondered if there was an easy way to seal oil pan, intake manifold, or valve cover leaks, here is a little tip that will help.

For materials, you will need a tube of silicone sealer (the blue stuff or similar oil resistant type), a piece of vacuum hose large enough to go over your dipstick tube (with dipstick removed) and long enough to reach another car (about 8 feet or so should do), some duct tape, carb cleaner, and a stethoscope or reasonable facsimile.

(If you already have a vacuum pump, or decide to purchase one, you can eliminate the 8 feet of vacuum hose, but you will need an appropriate length to go from the pump to the dipstick tube.)

First, drain the oil from the leaking engine. If you forget this, the vacuum source, (i.e. the other car) will soon have five or so extra quarts of oil.

Second, seal the openings on the engine (PVC valve hole, oil breather, etc.) with the duct tape. You might want to start by degreasing the engine first.

Third, remove the dipstick, hook the vacuum hose to the dipstick tube on the leaking engine, and run the other end to the manifold vacuum on the other car (not ported).

Start the engine on the vacuum source car and run it just above idle. Take the stethoscope and listen to all the likely places it could be leaking on the oil pan, intake manifold, and valve covers.

Where there is a leak, you will hear a rush of air (HISS-S-S) being drawn into the engine. If you don't have a stethoscope, you can take carb or brake cleaner and spray it around the gasket areas, then watch and listen for it to be sucked in.

Once you find the leak, take your carb cleaner and spray the area liberally to get rid of the excess oil. Then take the tube of silicone sealer and apply it wherever the engine is hissing. The vacuum will pull the sealer into the opening, sealing the leak. Allow the sealer to completely dry, then trim off any excess, so everything looks nice and neat.

Don't forget to put oil back into your formerly leaking engine before you fire it up, or you may have to clean broken parts off the garage floor that weren't there before!

This little trick also works on new and/or rebuilt engines while on an engine stand, to make sure they don't leak before they go into your car.

6 volt LED headlights and instrument lights in my '53 Commander K.



6 Volt Systems can be brought up to modern standards

Comments found on Face Book

Our Newsletter circa 1973

STUDE STATISTICS

by Gary Lamb

(Editor's note): Gary Lamb is editor of the Houston SDC newsletter, "The Headliner". He compiled these statistics from the roster in our last newsletter. North Texas members who attended the Regional Meet in San Antonio had the opportunity of meeting Gary and his wife Janice.

The North Texas Chapter of the Studebaker Driver's Club list in their April 1973 Roster 60 families with 134 club related cars. 37 (27%) of these are Hawks; there are 13 (10%) Avantis listed; they list 12 (9%) Packards in the chapter; 11 (8%) Studebaker trucks; 7 (5%) station wagons; 6 (4%) bullet-nosed models; 12 (9%) examples in the years '53 and '54; 10 (7%) pre-war cars; 7% (55%) of the vehicles listed are coupes; 34 (24%) are sedans; and 6 (4%) are convertibles.

The membership owns 2.23 cars per family. 9 (15%) of these families own 3 club related cars each. There are 9 families who list 2 club cars each and 31 (51%) families list only one car. The chapter's top hoamers are Bob and Bobby Helt who list 12 (9%) club-related vehicles. The Fate Museum of Transportation came in third after Siner's Wreckyard. They list 7 and 8 SDC cars respectively. On the other end of the pencil, 2 (3%) of the families in the chapter did not list any cars because they merely consider the SDC as a worthy charity.

Popularity listing by model years in order of popularity:

1963...23...17%	1951....5....3%	1940...3...2%
1955...14...10%	1954....5....3%	1952...3...2%
1964...13...9%	1956....5....3%	1949...2...1%
1962...12...8%	1961....5....3%	1928...1...(.746%)
1957...9...6%	1950....4....3%	1929...1...(.746%)
1953...7...5%	1959....4....3%	1938...1...(.746%)
1960...7...5%	1935...3...2%	1946...1...(.746%)
1958...6...4%		

MAY MEETING

It's so easy to spend an entire afternoon with fellow SDC members and their families. Our May 20th Ice Cream Social was quite a success. Gail and Charles Chambers and Mary Ann and Oran Higgins were host to a crowd of 42. It appeared that ice cream, cookies, and Studebakers all go together very well.

V-Pres. Ken Worley conducted a business meeting and the following was discussed: National Meet, Frontier Days Car Show in Marietta, club's newsletter, and the forthcoming officer elections.

New Members

Sam Osborn & Doris
Sam's Wrecker Service
2414 Cypress
Ft. Worth, Texas 76102
(817) 834-1457
'58 3828 Transtar Wrecker

Troy V. Smith
3527 Kenton Ave.
Tyler, Texas 75701
(214) 593-3834

-6-

Can you collect what your Studebaker, or other fine car, is worth, if you should have a loss?

We can provide STATED AMOUNT coverage instead of the usual Actual Cash Value coverage that is written by most insurance carriers.

Protect your investment!! Insure your car with folks who know and appreciate fine automobiles.

Good customers

like you are the

lifeblood of our

business.

THANK YOU for

your patronage!

EDWARD V. WOOD INSURANCE SERVICE
6350 LBJ Freeway, #103, Dallas, Texas
Ph: 233-6821 Ph: (Nite) 352-2751

-7-

CALENDAR	
JUNE 21	Regular Meeting Arlington, Night Meeting 7:30 P.M.
JULY 5-8	INTERNATIONAL MEET COLORADO SPRINGS
See p.18 for complete details	

Archie J. Davis, Jr. - Editor
The North Texas Wheel
1303 Cedar Oaks Blvd.
Dallas, Texas 75216



FIRST CLASS



Volume 3, Number 1

May, June 1973

COLORADO HERE WE COME !



TABLE OF CONTENTS	
Membership Information.....	2
President's message.....	3
What Studebaker?.....	4
Stude Statistics.....	6
Interview with Dick Datsun.....	8
Treasurer's Report.....	11
Special Interest Item(Lowry).....	12
Wagons Ho!.....	14
"Cable".....	16
Coming Events.....	18
North Texas Notes.....	19
Classified.....	19

COMING EVENTS

JULY 5 - In Colorado Springs, Colo., the 6th International Meet of the Studebaker Drivers Club. On the 4th is the Pikes Peak Hill Climb. The 5th starts the SDC activities with registration and the Econ-o-Run. On the 6th registration continues and the general membership meeting will take place at the Flying W Ranch (supper and show to be included). Also on the 6th is the tour to the Royal Corve. Vehicle judging takes place on the 7th as does the Awards Banquet. Swap Meet will be the 8th.

June 21 Monthly meeting of North Texas Chapter. Election of new officers and a covered dish supper. This will be our first attempt at an evening meeting. June 21 is Thursday. 7:30 P.M. in Arlington at Woodland West Park, Arts and Crafts room, 3200 Lynnwood Dr.

RICHARDSON PAWN Shop

BARGAINS IN UNREDEEMED
MERCHANDISE

113 SO CENTRAL EXPWY.

RICHARDSON, TEXAS

PH. 235-0844

Ken Worley - MGR.

-18-

NORTH TEXAS NOTES

Pat Dishman had a birthday June 13. We wish you a belated "Happy Birthday". Pat is a great asset to our chapter, and her attendance record to club meetings and interest in all club projects is second to none.

Our very photogenic C.P. and Betty Smith have been in the news lately. Pictured with their 1929 Touring Car and dressed in the clothes of that era the Smiths were featured in The Dallas Morning News, April 8, 1973 and on the cover of Fred Oakley Chrysler-Plymouth News, April 1973. We had a similar photo in our last "North Texas Wheel".

This will be out too late to do much more than mention we hope you were elected John Nagely. John has been nominated to serve on the National Board of Directors (Western Zone). Ballots had to be in by June 10th.

Classified

URGENT: The North Texas Chapter needs a table for the sales items - prefer a folding aluminum table - will gladly accept gift of same or SAH Green Stamps, from full books to 1 stamp - will need about 8 books to get a table for our chapter. Contact Pat Dishman, 4014 Travis, Apt. 7, Dallas, 75204. (214) 521-0091 for further information.

Wanted: Sales brochures, literature, manuals for a 1957 Studebaker Packard Clipper and a 1960 Studebaker Hawk. Write stating condition and price to: Pat Dishman, 4014 Travis, Apt. 7, Dallas, Texas 75204.

WANTED: Rack to display books that are sold by the North Texas Chapter. Prefer "something" that can be folded for travel and storage. Contact Pat Dishman.

WANTED: Volunteers to help with the Chapter booth at the International Meet in Colorado Springs. Contact Pat Dishman.

FOR SALE: 4 DR '64 Challenger, 3 speed, C.D., 259, licensed, \$75 running; 4 DR Cruiser, 289, automatic, running, 73 tags, \$125; '62 GT, air cond., automatic, ps, 60,000 miles, good int., good ext. except for hood, 73 tags; '62 Lark H.T., 6 cyl, T.D., reclining seats, int. fair, chrome and rear fenders good, some rust, not running, engine free, \$100.00; NCS '57 sedan radiator for 6 cyl, \$25; '63 AVANTI R1, Auto, PS, PB, int excellent, new radial tires, 20,000 miles on overhaul (76,000 total) needs paint \$2500. Ben and John Harrison, 1603 N. O'Connor, Irving, Texas 75061 (214) 251-2821

FOR SALE: SDC T-shirts. White with red or blue or plain collars & cuffs. Blue Studebaker script on left front, 10' SDC emblem on back. \$3 plus 35¢ postage. Sizes run small, available in XL, L, M, S, and boy's sizes slightly smaller than men's small. John Nagely, Jr., 292 Cody Ct., Ft. Worth, Texas 76114. (817) 738-2527

NORTH TEXAS CHAPTER SDC MEMBERS GIVING A SHARE OF THEIR TIME AND TALENT TO THIS ISSUE OF "THE NORTH TEXAS WHEEL" WERE C.P. SMITH, DORIS HARRISON, JIM LOWRY, ED WOOD, JR., AND JOCELYN JORDAN.

SEE YOU IN COLORADO SPRINGS!!!

-19-

New Regional Newsletter

"The Southeastern Wheel" is the new Texas Regional newsletter. The editor is J. R. Mielke, a member of National SDC, North Texas Chapter. SDC has contributed \$10.00 toward postage for the first issue. Fr. Mielke states that the continuance of "The Southeastern Wheel" depends on monetary support from national SDC members and local chapters. Your contribution would be appreciated by Mr. Mielke. Send to J. R. Mielke, 3212 Lariat Lane, Garland, Texas 75042.

"Frontier Days" in Marietta

North Texas Chapter members were greeted in Marietta, Okla. by a downpour of rain. The meet was sponsored by the North Texas Chapter Hudson club. There were as many Studebakers as Hudsons both on display and in the parade which was lead by a Studebaker wagon.

North Texas Chapter Members are exceptional in their support of all area car club functions. Attending from Dallas- Ft. Worth were the Bill Jordan family, Glenn Cantner, John Nagely, Jim Lowry, Pat Dishman, Ed Wood & son, Mitch Wayborn family, Archie Davis family, and Kelly Hinggardner. From Oklahoma were Jim England and Mary and Basil Hayes with their beautifully restored yellow '52 Corsair convertible.

First Regional Meet

The first Texas Regional Meet held May 5 & 6 in San Antonio, Texas registered 42 SDC members. Bad weather and a conflicting event in Houston held down attendance somewhat. North Texas Chapter members reported the First Regional Meet was well worth the trip to San Antonio.

Mal Loubrake, South Texas Chapter President, and Milt Whitecar, South Texas Chapter Tour Master, put a great deal of time and effort into the success of the Meet. October 6 & 7 are dates of the next San Antonio Regional Meet.

"CABLE"

Ed Flaherty, past National SDC President, is spearheading an organization known as "Cable", Coordinated Automotive Beneficial Legislative Efforts. The primary aim of "Cable" is to keep its members informed of all pending legislation which would effect the old car enthusiast-collector, and to draft proposed legislation which might guide and protect the hobby.

"Cable" is receiving national editorial support from Auto Magazine including, "Special Interest Auto", "Hot & Custom", "Hearings Letter News", "Old Cars", and "Cars and Parts". Initial memberships include Assoc. of Calif. Car Clubs, Wisconsin Auto Clubs, Automobile Club, Amer. Vocol. Club of America, Milwaukee Car Society, CVA, and Walter H. Chrysler Club. All national car clubs are being asked to appoint members to a National Council. Subscriptions are \$4.00 per year. For more information contact "Cable", PO Box 28667, Dallas, Texas 75228.

-16-



John L. Nagely, Jr.
738-2527

John Campbell
REALTOR

OFFICE PHONE AK 2-8220
8008 WEDGEWOOD DR.
FORT WORTH, TEXAS



RELIANCE CLAY PRODUCTS COMPANY
MANUFACTURERS

CHARLES F. CHAMBERS
REX 292-8806

206 E. VICKERY BLVD.
332-9377
FORT WORTH, TEXAS
NORTH 281-7886



STUDEBAKER DRIVERS CLUB Inc.

OVER 4000 MEMBERS DEDICATED TO THE
ENJOYMENT AND PRESERVATION OF ALL
STUDEBAKER BUILT AUTOMOBILES

FOR MEMBERSHIP INFORMATION CONTACT MEMBER
LISTED ON REVERSE SIDE OF CARD

335-3141
DAY

834-1487
NIGHT

SAM'S WRECKER SERVICE
24 HOUR SERVICE

SAM OSBORN
OWNER

2414 CYPRESS
FORT WORTH, TEXAS 76102

COMPLIMENTS
of
SYDNE

← ORDER YOUR CARDS TODAY !
\$1.50/100 \$12.00/1000

John Nagely
929 Cody Ct.
Ft. Worth, Tx.
76114

Phone: (817) 738-2527

STUDEBAKER PARTS AND SERVICE DIVISION

LOCAL PARTS

Bob Helm, 316 Martha, Euless, Texas 76039 817-267-1238.
John Brooks, 1821 Ft. Worth hwy, Weatherford, Tx. 594-8482.
Laverne Wagner, 1014 S. 47th, Temple, Tx 817-778-1867.
Charles Chambers, 6620 Trail Lake Dr. Ft. Worth, Tx.
Jack Higgins, 3200 Elsinor, Ft. Worth, Tx. 817-244-4943.
Jim White, Rt. 2, Inman, Kansas, 67546, 316-585-6511.

NATIONAL PARTS

Standard Surplus, 405 W. Sample St., South Bend, In
In 46623 (219) 287-3381
Avanti Motors, 765 S. Lafayette Blvd. South Bend, In
46623 (219) 287-1836.
Avanti Parts Corp. 730 Prairie St. P.O. Box 2750, South
Bend, In 46621, (219) 287-5921


-17-

23-1091

Old West Display



HUMOR



Why men shouldn't write advice columns

Dear John,
I hope you can help me. The other day, I set off for work, leaving my husband in the house watching TV. My car stalled, and then it broke down about a mile down the road, and I had to walk back to get my husband's help. When I got home, I couldn't believe my eyes. He was in our bedroom with the neighbor's daughter!
I am 32, my husband is 34 and the neighbor's daughter is 19. We have been married for 10 years. When I confronted him, he broke down and admitted they had been having an affair for the past six months. He won't go to counseling, and I'm afraid I am a wreck and need advice urgently. Can you please help?
Sincerely, Sheila

Dear Sheila,
A car stalling after being driven a short distance can be caused by a variety of faults with the engine. Start by checking that there is no debris in the fuel line. If it is clear, check the vacuum pipes and hoses on the intake manifold and also check all grounding wires. If none of these approaches solves the problem, it could be that the fuel pump itself is faulty, causing low delivery pressure to the injectors.
I hope this helps,
John

— Forwarded by Steve Sanderson, Gilbert, S.C.

**ANNOUNCING THE 60TH ANNUAL STUDEBAKER
DRIVERS CLUB INTERNATIONAL MEET
Dubuque County Fairgrounds, Dubuque Iowa
June 25-29, 2024**

Join us to celebrate our Diamond Jubilee, the SDC's 60th Studebaker Drivers Club International Meet! All activities are at the Dubuque County Fairgrounds in newly remodeled, climate-controlled buildings or under the many shaded areas.


Iowa's hospitality guarantees you can gather with friends for an enjoyable visit to where Iowa started. We think you should come early and enjoy an extra day where limestone bluffs meet the Mississippi River. You can ride the world's shortest, steepest railway and enjoy stunning views from the top. Dubuque is where you'll discover two Smithsonian-affiliated museums and over 50 murals that have earned national acclaim. Dubuque, Iowa, is where you will visit but want to stay.

**Vehicles
judged or
displayed.**

**One-of-a-kind
live concert,
and evening
entertainment**

**Food stands open
breakfast to
close, delivering
directly to your
swap meet booth.**

**Watches and Toy
Judging and
Display**



**Ladies Luncheon
and scenic river
valley driving
tours.**

**Indoor and outdoor
swap meet and car
corral.**

**Meet with friends
for a scenic drive
or toss a ball at
the Fields of
Dreams movie site.**

**WIFI and ATM bank
machines on the
Grounds**



NORTH TEXAS CHAPTER

Studebaker Drivers Club

MEMBERSHIP/RENEWAL APPLICATION



The North Texas Studebaker Drivers Club has my permission to use this info in their club directory

NAME: _____ SPOUSE: _____

ANNIVERSARIES (Day&Mon): HIS BIRTH _____ HER BIRTH _____ WEDDING _____

ADDRESS: _____

CITY: _____ STATE: _____ ZIP: _____

TELEPHONE: Home: _____ Work: _____ Cell: _____

EMAIL ADDRESS: _____

NEWSLETTER DELIVERY BY: U.S. Mail OR email

PLEASE LIST YOUR STUDEBAKERS: (Owning a Studebaker is not a requirement)

- | YEAR | MODEL | BODY STYLE |
|----------|-------|------------|
| 1) _____ | _____ | _____ |
| 2) _____ | _____ | _____ |
| 3) _____ | _____ | _____ |

(Own more than 3? They're habit forming – just use the back)

We currently have over 60 members in our club. Average attendance at our meetings is 30. We meet on a monthly basis, typically on the 3rd Saturday of each month. Many of our meetings are held in conjunction with metroplex shows, tours or special events. Our meetings are fun, informative and very informal. We usually have a meal during the meeting for those who wish to eat. Our monthly newsletter is one of the very best, with interesting articles, color pictures of our members, Studebakers, current club news and items of interest.

We welcome you to our club. Our dues are only \$15.00 per year. Join us.

Signature _____ Date _____ Intrn'l Membership # _____

National membership is a prerequisite for local club membership.

Follow this link to the [National Studebaker Drivers Club](#) membership application

Mail application and \$15.00 Membership Dues (cash or check) to the address at right:

When paying by check, make checks payable to:
North Texas Chapter Studebaker Drivers Club

Leon Carpenter
5711 Highgate Dr
Arlington, TX 76016-1532