

Ballantyne Community Event

School Facility Use

Everything we share is subject to further community discussion, to CMS Board discussion and approval.

Level Setting

Ballantyne Area Schools and Utilization

	Number of Classroom Teachers	Number of Classrooms (mobiles not included)	Number of Classrooms (mobiles included)	Ratio Teachers to Classrooms (mobiles not included)	Ratio of Teachers to Classrooms (mobiles included)	2018-19 20 th Day Enrollment	Ratio Enrollment to Design Baseline	Square Footage per Student (Cafeteria) – 12ft ² /student baseline
Ardrey Kell High School	153.5	96	118	1.60	1.30	3,315	1.73	7.87
Community House Middle	90	58	76	1.55	1.18	1,903	1.64	7.84
Ballantyne Elementary	42	39	44	1.08	0.91	979	1.13	16.55
Endhaven Elementary	40	35	38	1.14	1.05	716	1.02	11.01
Elon Park Elementary	53.5	39	54	1.37	0.99	1,085	1.39	6.83
Hawk Ridge Elementary	45	34	45	1.32	1.0	874	1.29	15.38

Ballantyne Area Schools and Utilization

	Number of Classroom Teachers	Number of Classrooms (mobiles not included)	Number of Classrooms (mobiles included)	Ratio Teachers to Classrooms (mobiles not included)	Ratio of Teachers to Classrooms (mobiles included)	2018-19 20 th Day Enrollment	Ratio Enrollment to Design Baseline	Square Footage per Student (Cafeteria) – 12ft ² /student baseline
Providence High School	98.5	88	96	1.12	1.03	1,952	1.11	9.43
Jay M. Robinson Middle	63	53	53	1.19	1.19	1,225	1.16	12.59
McAlpine Elementary	32	35	35	.91	.91	516	.74	29.08
McKee Road Elementary	29	31	31	.94	.94	554	.89	12.38
Polo Ridge Elementary	50	39	49	1.28	1.02	976	1.25	7.92
Providence Spring Elementary	50	36	44	1.39	1.14	981	1.36	11.51

Ballantyne Area Schools and Utilization

Additional Schools Continuing to Ardrey Kell and Providence High Schools

	Number of Classroom Teachers	Number of Classrooms (mobiles not included)	Number of Classrooms (mobiles included)	Ratio Teachers to Classrooms (mobiles not included)	Ratio of Teachers to Classrooms (mobiles included)	2018-19 20 th Day Enrollment	Ratio Enrollment to Design Baseline	Square Footage per Student (Cafeteria) – 12ft ² /student baseline
South Charlotte Middle*	48	40	40	1.20	1.20	977	1.22	17.82
Elizabeth Lane Elementary	53.8	35	50	1.54	1.08	1,076	1.54	9.68
Olde Providence Elementary	37	32	39	1.16	0.95	744	1.16	8.34
Crestdale Middle**	45	53	53	0.85	0.85	898	0.85	13.77
Matthews Elementary	53.5	40	52	1.34	1.03	1,017	1.27	12.39

* - Endhaven and McAlpine Elementary Schools also continue to South Charlotte Middle

** - Providence Spring Elementary also continues to Crestdale Middle

Ballantyne / South Charlotte Area Bond Projects

Bond	Bond Project Description	Number of Classrooms Added	Estimated Delivery Date
2013	<p>New STEAM K-8 (\$31.38 million)</p> <p>This new K-8 school in south Charlotte would expand capacity for the district’s Science, Technology, Engineering, Arts and Mathematics (STEAM) program and address the wait pool at Morehead STEM Academy. It would also provide much-needed relief for Community House and Jay M. Robinson middle schools as well as the elementary schools which feed them</p>	54	Fall 2020
2017	<p>New 45 classroom school; replaces old school built in 1959 and relieves crowding at Elizabeth Lane ES.</p>	13	Fall 2021
2017	<p>Renovate current E.E. Waddell to reopen as a magnet high school. E.E. Waddell is a 71 classroom facility.</p>	71	Fall 2022
2017	<p>New 45 classroom school*; relieves crowding at Elon Park, Hawk Ridge, and Polo Ridge elementary schools.</p>	45	Fall 2023
2017	<p>New 125 classroom school; relieves crowding at South Mecklenburg, Ardrey Kell, Myers Park and Olympic** high schools.</p>	125	Fall 2023

* - land purchased for this project across the street from Ardrey Kell

** - Olympic relief unlikely to be needed given 2017 bond project due fall 2022 which will provide relief in the Olympic area

Changes in Thinking

Registration Verification at Key Entry Points

Transition Points. Grade 5. Grade 8.

South County High School Relief

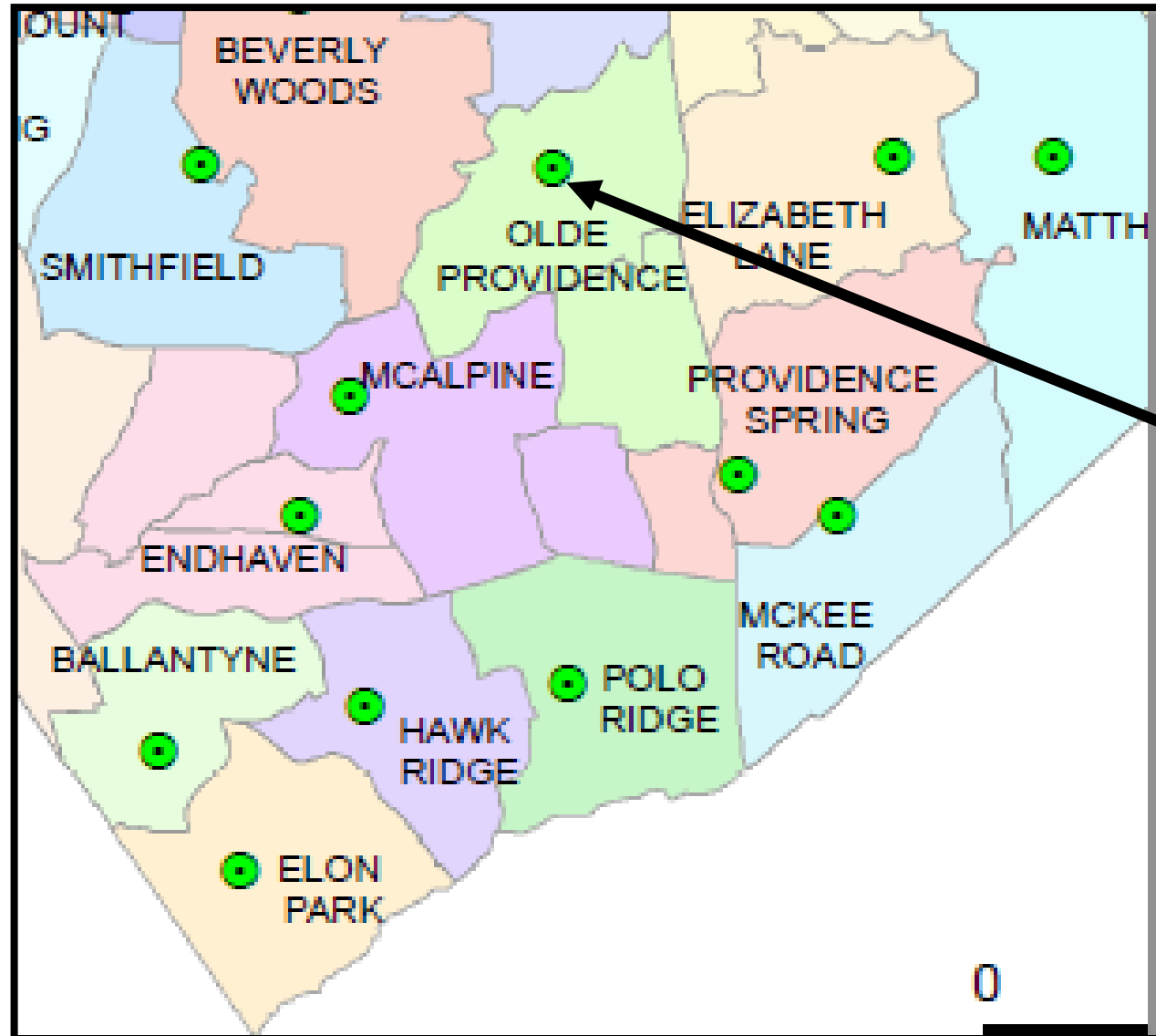
Olde Providence Elementary School Site

Ardrey Kell High School

Providence High School

South Mecklenburg High School

Olde Providence Site Location

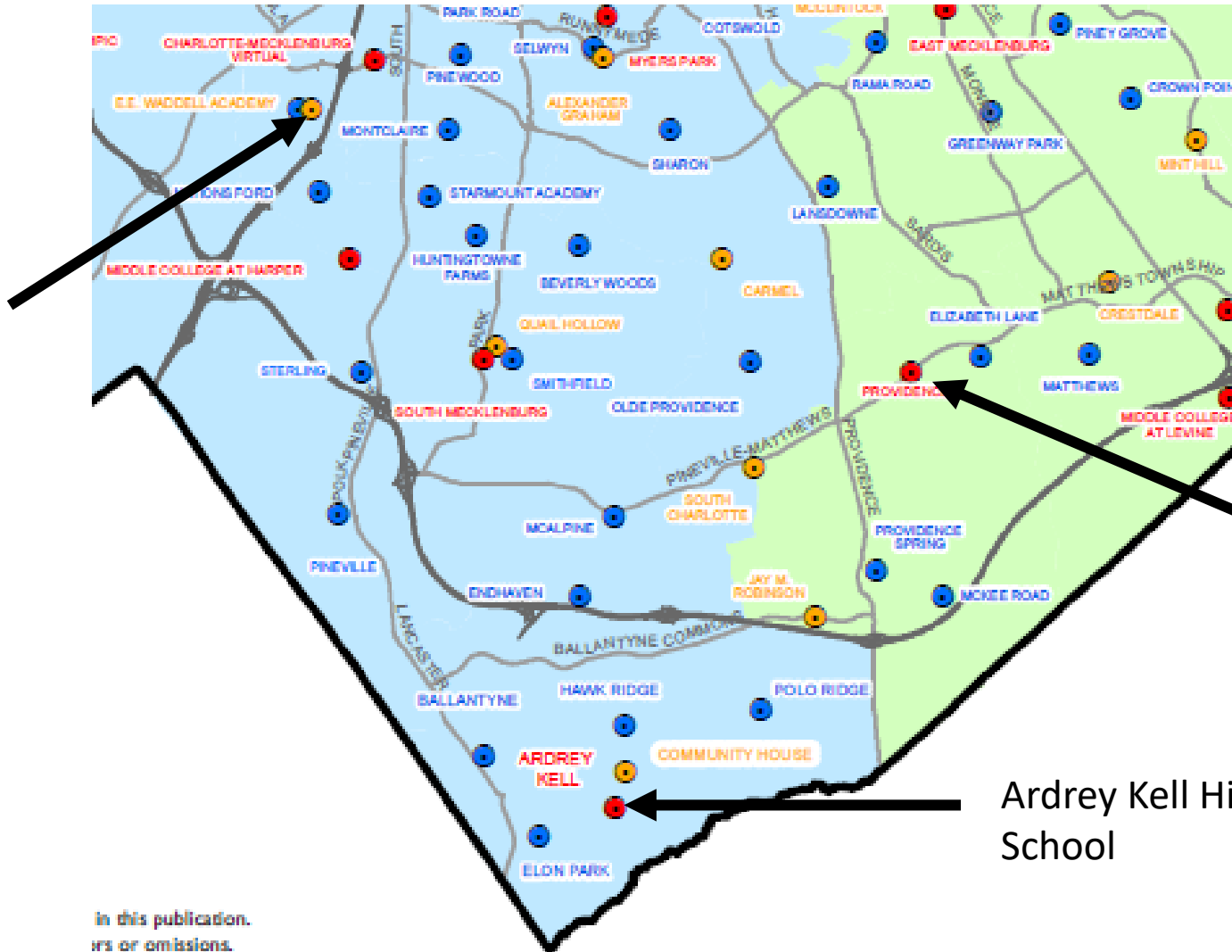


Waddell Language Academy

A Traditional High School

E.E. Waddell Site

E.E. Waddell Site



Providence High School

Ardrey Kell High School

In this publication,
errors or omissions.

Expand Opportunities

CPC, UNCC, Virtual and an Alternative Site Near Uptown.

Community House Middle School

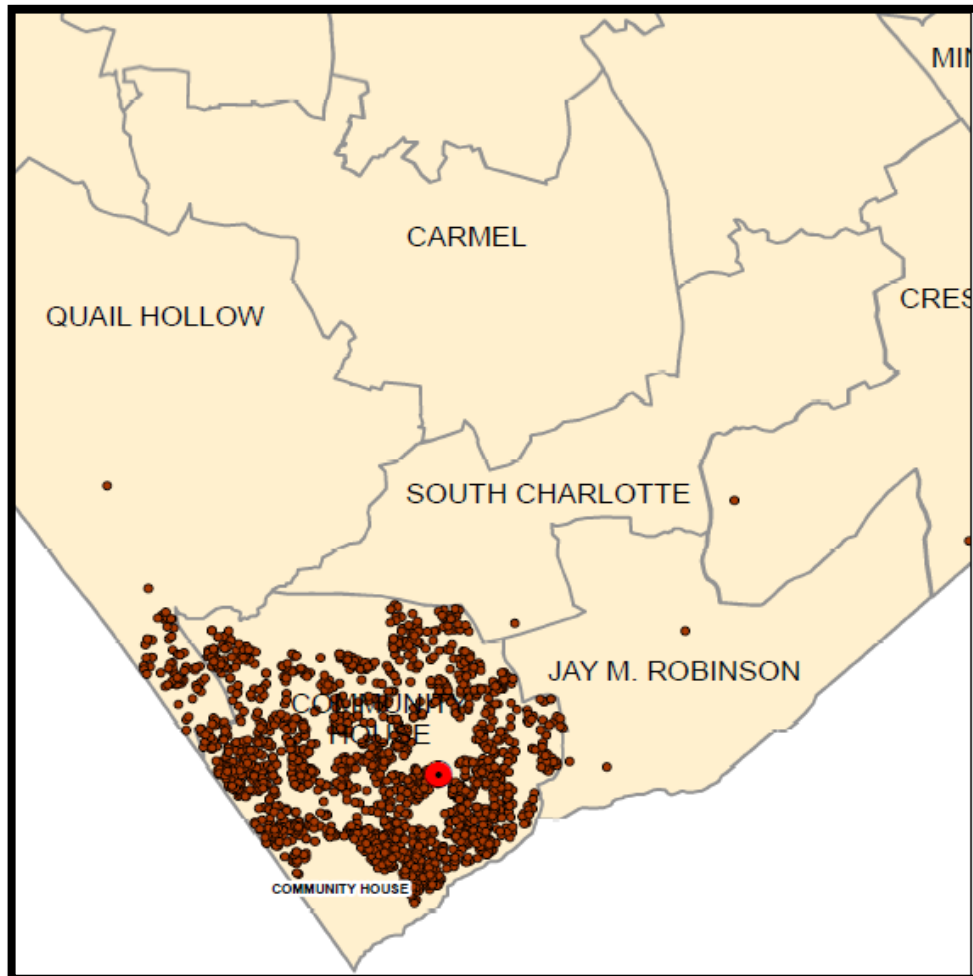
J.M. Robinson Middle School

Rea Farms Opportunity

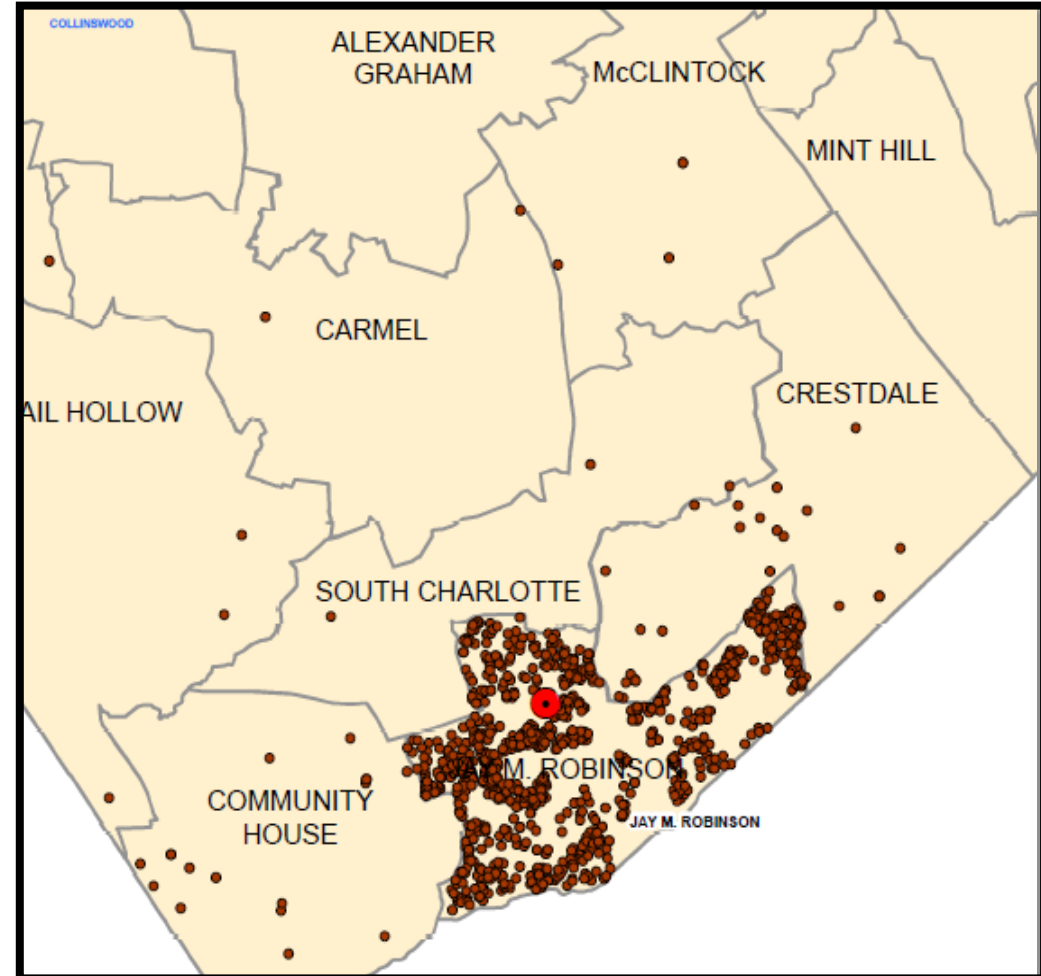
Property Acquisition – Possible Middle School

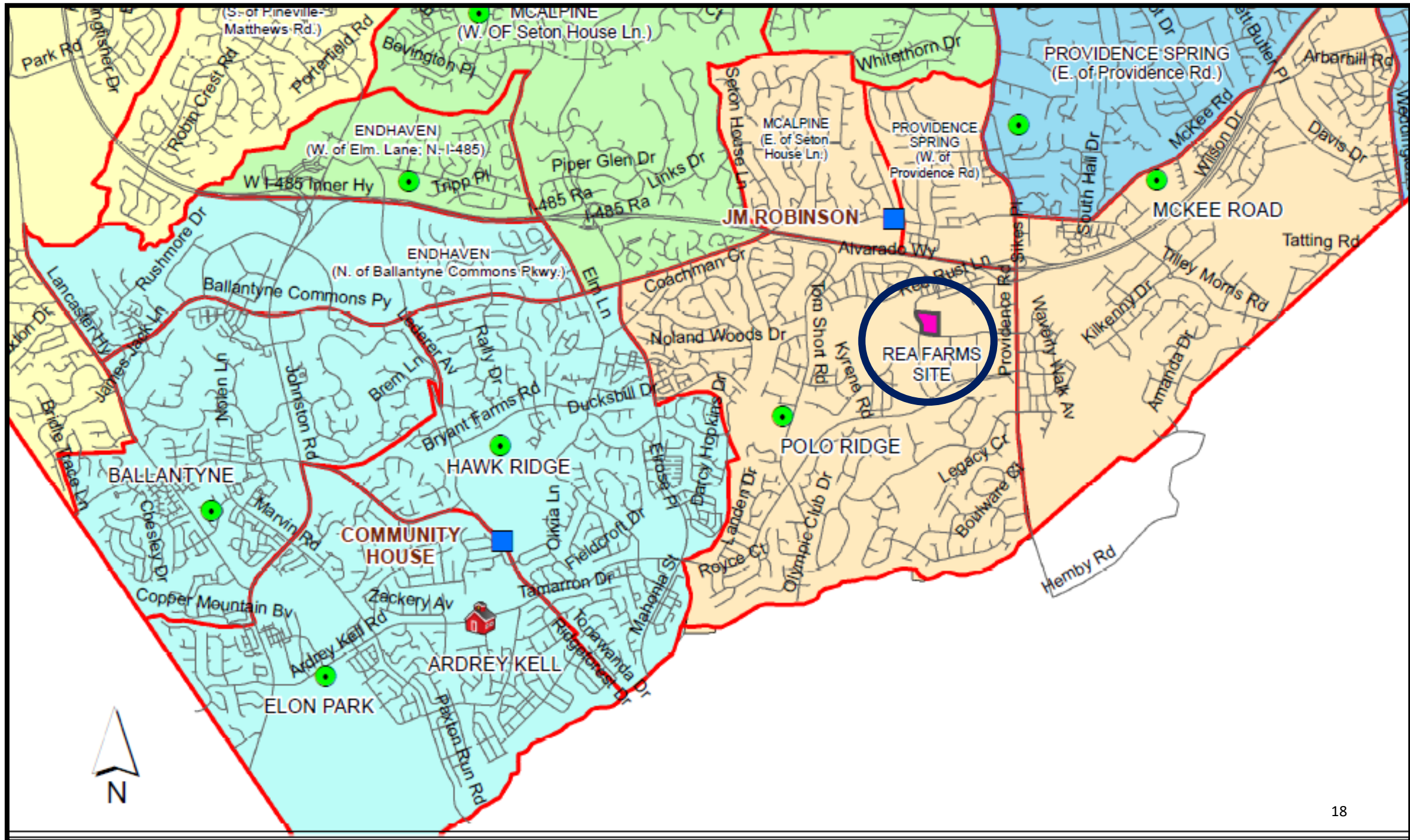
Ballantyne Area Middle Schools – Enrolled Students Distribution

Community House



Jay M. Robinson

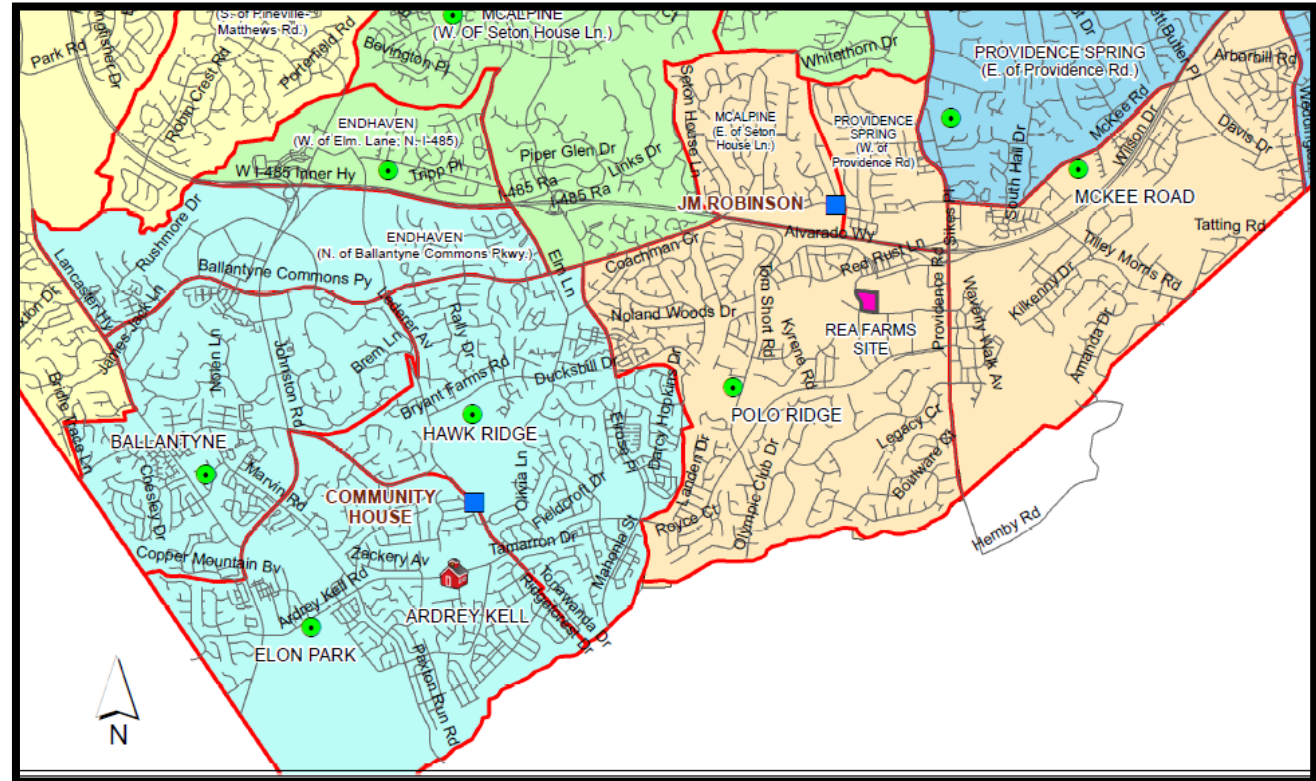




Sample: Rea Farms Relief as a Middle School

Rea Farms Middle School Boundary, *Sample Description*

- Assign McKee Road, a portion of Polo Ridge and the portion of Providence Springs which currently continue to Jay M. Robinson to Rea Farms Middle.
- Assign the portion of Hawk Ridge elementary east of Blakeney Heath Road and north of Bryant Farms Road to Jay M. Robinson Middle.
- Jay M. Robinson, at 670, will be well under capacity. Pushing its boundary further west achieves additional relief for Community House.



School	Community House	Jay M. Robinson	Rea Farms "Middle"
Approximate Enrollment	1,540	670	790
Delta from 18-19	-260	-555	N/A

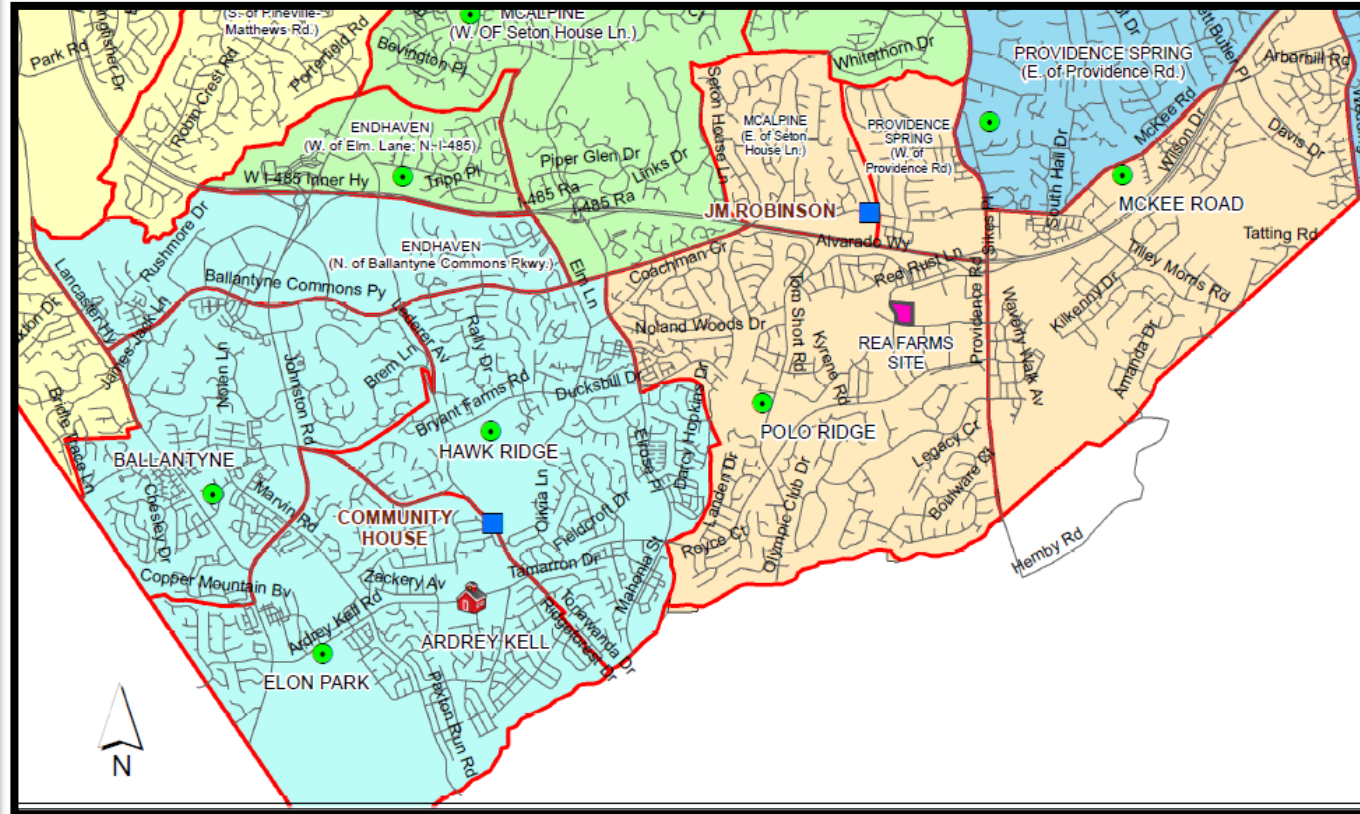
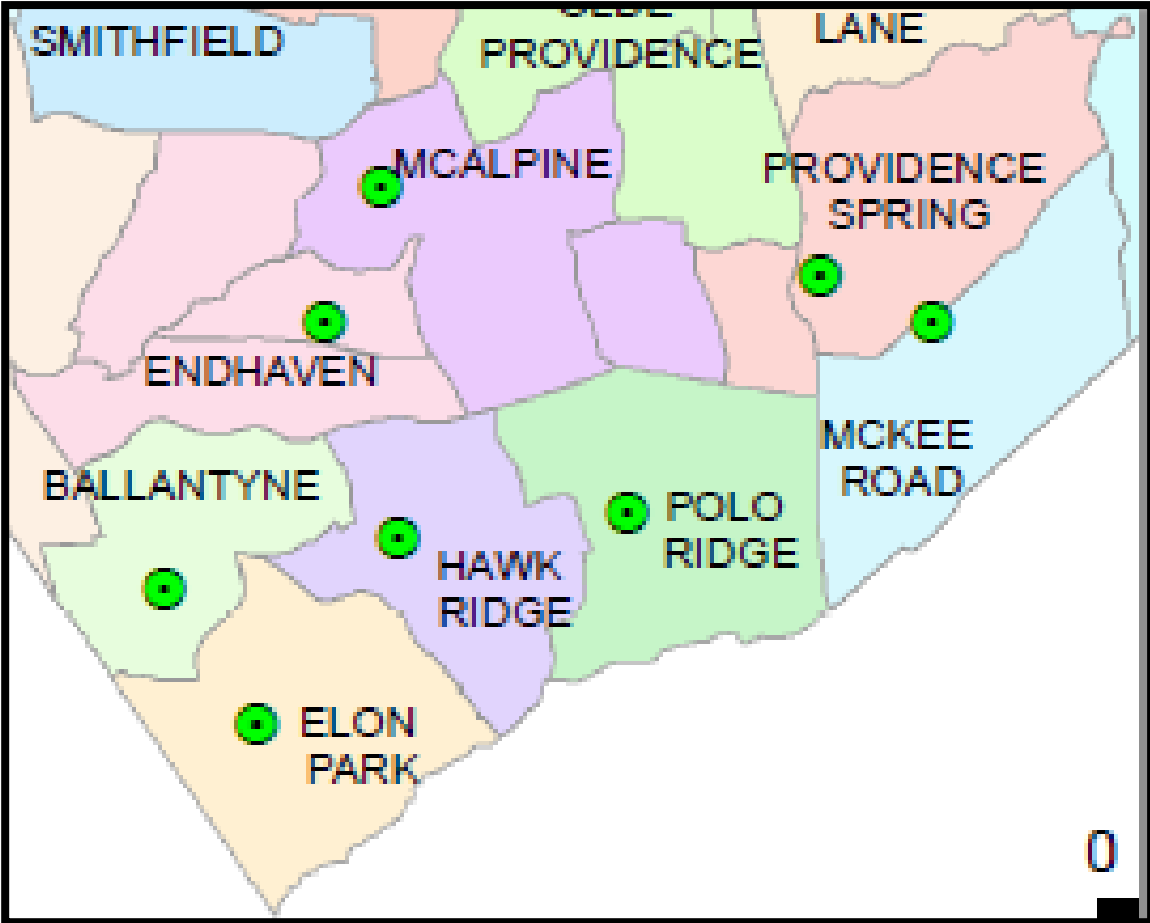
Elementary Schools

Redistricting

Perhaps Temporary Classroom Space/Repurposing Internal Spaces

Property Acquisition – Elementary Relief School

Ballantyne Area / South Charlotte Elementary Schools



Ballantyne Community Event

School Facility Use

Appendix

Rea Farms Relief Site and High School Attendance Areas

