



medi

## circaid<sup>®</sup> profile

Lymphedema maintenance simplified

medi. I feel better.



## Who is medi?

medi® is committed to helping people all around the world live a more independent, productive and satisfying life while managing their conditions. We're doing this through innovation, education, and now patient advocacy through the successful implementation of the LTA.

“I feel better” is a statement of our commitment to our customers, clinicians and patients to deliver upon our promises of unparalleled service, educational support and healthy outcomes in the clinical segments we participate.

Are **nighttime garments** covered by the

# NEW Lymphedema Treatment Act?

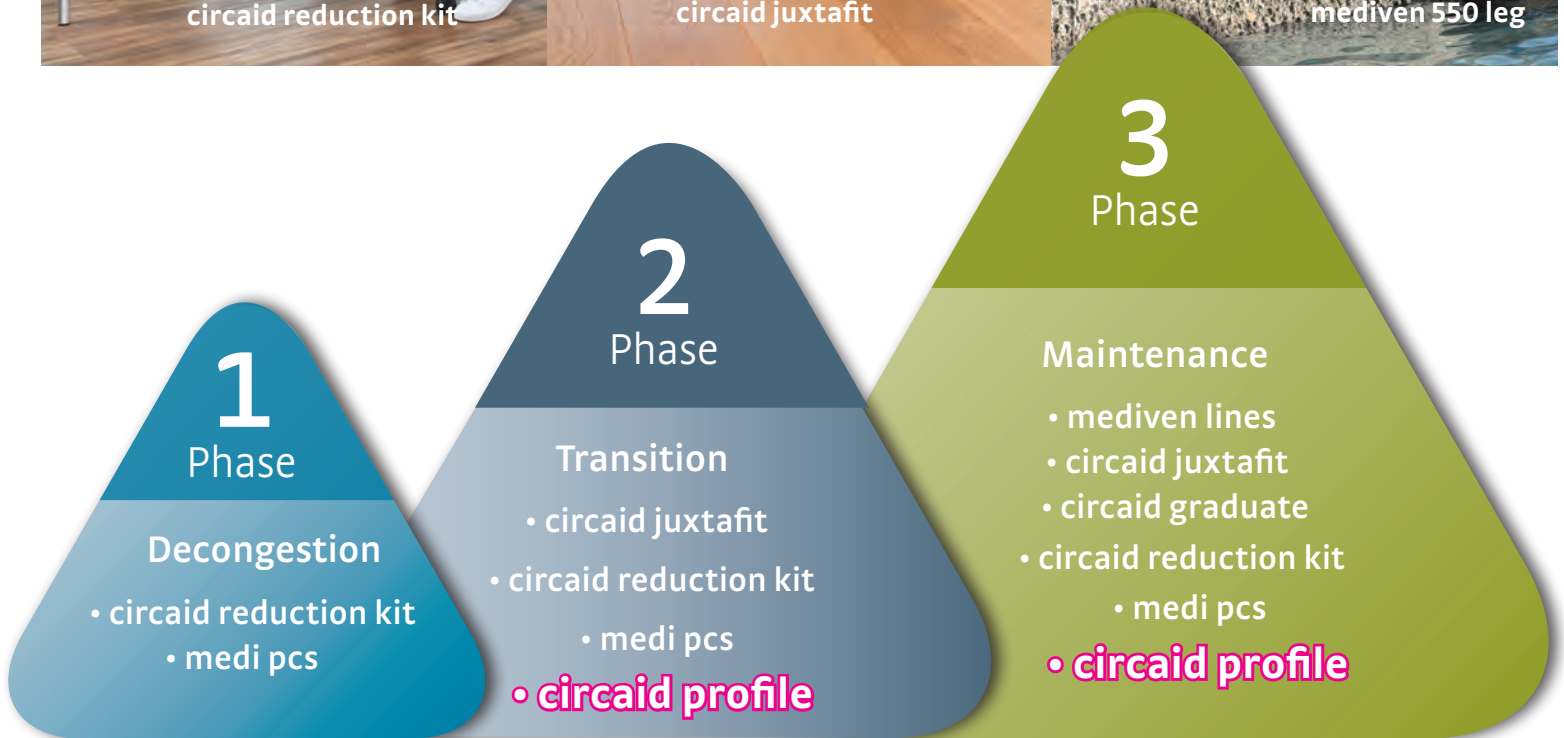
For patients who meet the Medicare requirements and are diagnosed with either primary or secondary lymphedema, they are eligible to receive two nighttime garments every two years per affected body part.

Documentation is crucial and clinical notes must provide an explanation specifically outlining why the requested compression would benefit the patient.

Scan for the listing  
of medi PDAC letters  
for compression



# How does the circaid profile fit into the lymphedema therapy concept?



**Measurable. Adjustable. Compliant.**



# circaid<sup>®</sup> profile

The circaid profile is a foam sleeve designed for patient use at night or for those with sensitivity issues. Made from first-use foam and **brrr<sup>°</sup>** cooling fabric, the circaid profile allows patients comfortable lymphedema management from home. The circaid profile has a full assortment of colors and sizes in both ready-to-wear and custom-made options for upper extremity solutions.



**brrr<sup>°</sup>** technology has three unique cooling effects that combine to immediately and continually reduce the temperature of the skin. More specifically, our Triple Chill Effect combines the power of cooling minerals, active wicking, and rapid drying to enhance dryness and comfort while also working to reduce temperature.

-  **brrr<sup>°</sup> cooling minerals**
-  **brrr<sup>°</sup> rapid drying**
-  **brrr<sup>°</sup> active wicking**


## circaid profile – the technology inside



**Engineered Foam**  
creates massaging effect and promotes airflow




**EZ-on Tabs**  
included for effortless donning



**Anatomic Fit**  
Lateral rise extends on upper arm for full coverage \*



**Contoured Hand**  
allows fingers to move freely\*



**profile Anchor System**  
keeps oversleeve in place



**1st use Foam**  
first consumer for hygienic confidence



**Nighttime**  
Compression garments with engineered foam cubes that create a massaging effect and promotes airflow

\* profile arm only



## circaid profile – unmatched features & benefits

Unique features	Clear advantages	Included in ready-to-wear	Included in custom-made
energy oversleeve	added compression layer for maximum effect	✓	✓
brrr <sup>®</sup> fabric	proven to keep you cooler	✓	✓
EZ-on tabs	effortless donning	✓	✓
profile anchor system	keeps oversleeve in place	✓	✓
anatomic fit	lateral rise and contoured hand*	✓	✓
engineered foam	creates massaging effect, promotes airflow	✓	✓
1st use foam	for hygienic confidence	✓	✓
high energy oversleeve	higher compression option		optional
fused EZ-on system	easily apply sleeve and oversleeve together		optional
foam finger zones *	individual foam finger compression		optional
split sleeve*	simple hand access		optional
EZ-open panel	eases donning on whole and lower leg styles		optional

\* available in arm sleeve with hand style only

# circaid<sup>®</sup> profile ready-to-wear arm

**NEW**

Now available in both arm sleeve with hand and arm sleeve without hand



- Energy oversleeve is available in three color choices.
- Offers the widest ready-to-wear size ranges in the market with 16 sizes and 2 lengths.
- For easy ordering, uses same size chart as mediven<sup>®</sup> harmony and comfort arm sleeves.

### Available Colors

MIDNIGHT	MAGENTA	BLUE GIRAFFE
5	M	3

Item	Description	MIDNIGHT	MAGENTA	BLUE GIRAFFE	Size
CFAK11	circaid profile arm sleeve with hand standard	•	•	•	II-IX
CFAK21	circaid profile arm sleeve with hand extra-wide	•	•	•	III-IX
CFAK12	circaid profile arm sleeve with hand long	•	•	•	II-IX
CFAK22	circaid profile arm sleeve with hand long extra-wide	•	•	•	III-IX
<b>NEW</b> CFBK11	circaid profile arm sleeve without hand	•	•	•	II-IX
<b>NEW</b> CFBK21	circaid profile arm sleeve without hand extra-wide	•	•	•	III-IX
<b>NEW</b> CFBK12	circaid profile arm sleeve without hand long	•	•	•	II-IX
<b>NEW</b> CFBK22	circaid profile arm sleeve without hand long extra-wide	•	•	•	III-IX

### Available Colors

MIDNIGHT	MAGENTA	BLUE GIRAFFE
5	M	3

Item	Description	MIDNIGHT	MAGENTA	BLUE GIRAFFE	Size
CFAS11	circaid profile arm sleeve with hand oversleeve standard	•	•	•	II-IX
CFAS21	circaid profile arm sleeve with hand oversleeve extra-wide	•	•	•	III-IX
CFAS12	circaid profile arm sleeve with hand oversleeve long	•	•	•	II-IX
CFAS22	circaid profile arm sleeve with hand oversleeve long extra-wide	•	•	•	III-IX
<b>NEW</b> CFBS11	circaid profile arm sleeve without hand oversleeve standard	•	•	•	II-IX
<b>NEW</b> CFBS21	circaid profile arm sleeve without hand oversleeve extra-wide	•	•	•	III-IX
<b>NEW</b> CFBS12	circaid profile arm sleeve without hand oversleeve long	•	•	•	II-IX
<b>NEW</b> CFBS22	circaid profile arm sleeve without hand oversleeve long extra-wide	•	•	•	III-IX

### Standard circaid profile measuring chart

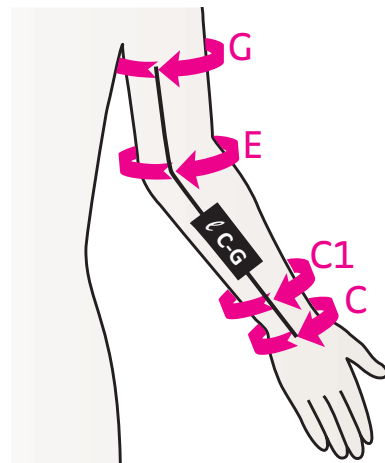
circum. (cm)	2	3	4	5	6	7	8	9
"G" standard	27.5-31	29.5-33.5	31.5-36	33-37.5	35.5-40.5	37.5-42.5	40-45.5	43-49
"E" standard	24-27	25.5-29	27-31	28.5-32.5	30-34.5	32-36.5	34.5-39.5	38-43
"C1"	16-18.5	17.5-20	19-22	20.5-24	22.5-26	24.5-28.5	27-31	28-32
"C"	14-16	15.5-18	17-20	18.5-21.5	20-23.5	22-25.5	24.5-28.5	25-29

Arm length/Longitud del brazo/Longueur de bras: (ℓC-G) Regular: <48 cm Long: >48 cm

### Extra Wide circaid profile measuring chart



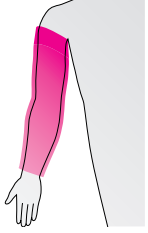
circum. (cm)	2	3	4	5	6	7	8	9
"G" extra-wide	N/A	32.5-36.5	34.5-39.5	36.5-41.5	39-44	41-46.5	44.5-50.5	48-54
"E" extra-wide	N/A	28-31.5	29.5-34	31-35.5	33-37.5	35-40	38-43	41-46
"C1"	N/A	17.5-20	19-22	20.5-24	22.5-26	24.5-28.5	27-31	28-32
"C"	N/A	15.5-18	17-20	18.5-21.5	20-23.5	22-25.5	24.5-28.5	25-29

Arm length/Longitud del brazo/Longueur de bras: (ℓC-G) Regular: <48 cm Long: >48 cm



**NEW**

# Custom circaid profile availability – upper extremity

Available styles			Most common length options shown in chart, custom garments can be made starting and ending at any landmark.
			
A-G (default)	A-C1	C-G	



A-C1 glove with C1-G arm sleeve

## Additional Options:



**Fused EZ-on system** to easily apply sleeve and oversleeve together.



**High-energy oversleeve** the higher compression option adding an additional 5 mmHg of compression. *Includes the Fused EZ-on system.*

**NEW**



**Extended Gauntlet**

**NEW Design**



**Foam finger zones** for individual finger compression.



**No thumb**



**No lateral rise**



**Split sleeve** design features simple hand access via the removable hand feature.



**NEW**

Now available in both lower leg and whole\* leg lengths

# circaid<sup>®</sup> profile ready-to-wear leg

- Energy oversleeve is available in three color choices.
- Offers the widest ready-to-wear size ranges in the market with 16 sizes and 3 lengths.
- For easy ordering, uses same size chart as mediven plus.

### Available Colors

MIDNIGHT	MAGENTA	BLUE GIRAFFE
5	M	3

Item	Description	5	M	3	Size
CFLK10	circaid profile lower leg sleeve short	•	•	•	II-IX
CFLK20	circaid profile lower leg sleeve short extra-wide	•	•	•	III-IX
CFLK11	circaid profile lower leg sleeve standard	•	•	•	II-IX
CFLK21	circaid profile lower leg sleeve standard extra-wide	•	•	•	III-IX
CFLK12	circaid profile lower leg sleeve long	•	•	•	II-IX
CFLK22	circaid profile lower leg sleeve long extra-wide	•	•	•	III-IX
<b>NEW</b> CFMK10	circaid profile whole leg sleeve short	•	•	•	II-IX
<b>NEW</b> CFMK20	circaid profile whole leg sleeve short extra-wide	•	•	•	IV-IX
<b>NEW</b> CFMK11	circaid profile whole leg sleeve standard	•	•	•	II-IX
<b>NEW</b> CFMK21	circaid profile whole leg sleeve standard extra-wide	•	•	•	IV-IX
<b>NEW</b> CFMK12	circaid profile whole leg sleeve long	•	•	•	II-IX
<b>NEW</b> CFMK22	circaid profile whole leg sleeve long extra-wide	•	•	•	IV-IX



**circaid ready-to-wear whole leg**

### Available Colors

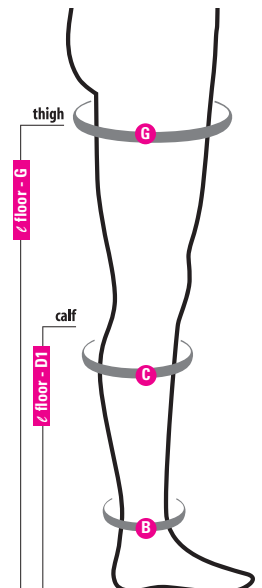
MIDNIGHT	MAGENTA	BLUE GIRAFFE
5	M	3

## leg energy oversleeve

Item	Description	5	M	3	Size
CFLS10	circaid profile lower leg energy oversleeve short	•	•	•	II-IX
CFLS20	circaid profile lower leg energy oversleeve short extra-wide	•	•	•	III-IX
CFLS11	circaid profile lower leg energy oversleeve standard	•	•	•	II-IX
CFLS21	circaid profile lower leg energy oversleeve standard extra-wide	•	•	•	III-IX
CFLS12	circaid profile lower leg energy oversleeve long	•	•	•	II-IX
CFLS22	circaid profile lower leg energy oversleeve long extra-wide	•	•	•	III-IX
<b>NEW</b> CFMS10	circaid profile whole leg energy oversleeve short	•	•	•	II-IX
<b>NEW</b> CFMS20	circaid profile whole leg energy oversleeve short extra-wide	•	•	•	IV-IX
<b>NEW</b> CFMS11	circaid profile whole leg energy oversleeve standard	•	•	•	II-IX
<b>NEW</b> CFMS21	circaid profile whole leg energy oversleeve standard extra-wide	•	•	•	IV-IX
<b>NEW</b> CFMS12	circaid profile whole leg energy oversleeve long	•	•	•	II-IX
<b>NEW</b> CFMS22	circaid profile whole leg energy oversleeve long extra-wide	•	•	•	IV-IX

## circaid profile leg

Circumference	II	III	IV	V	VI	VII	VIII	IX
<b>G THIGH</b>	17 <sup>3</sup> / <sub>4</sub> " – 20 <sup>3</sup> / <sub>4</sub> " 45–53 cm	19" – 22 <sup>3</sup> / <sub>4</sub> " 48–57 cm	20 <sup>1</sup> / <sub>2</sub> " – 24" 52–61 cm	22" – 25 <sup>1</sup> / <sub>4</sub> " 56–65 cm	23 <sup>1</sup> / <sub>4</sub> " – 27 <sup>1</sup> / <sub>2</sub> " 60–70 cm	25" – 29" 64–74 cm	28" – 31 <sup>1</sup> / <sub>2</sub> " 68–80 cm	28 <sup>1</sup> / <sub>2</sub> " – 33" 72–84 cm
<b>C EXTRA-WIDE CALF</b>	N/A	15 <sup>1</sup> / <sub>4</sub> " – 18" 40–46 cm	17" – 19 <sup>1</sup> / <sub>2</sub> " 43–50 cm	18" – 21" 46–54 cm	19 <sup>1</sup> / <sub>4</sub> " – 22 <sup>3</sup> / <sub>4</sub> " 49–59 cm	20 <sup>1</sup> / <sub>2</sub> " – 24 <sup>1</sup> / <sub>2</sub> " 52–62 cm	21 <sup>1</sup> / <sub>2</sub> " – 25 <sup>1</sup> / <sub>2</sub> " 55–65 cm	22 <sup>3</sup> / <sub>4</sub> " – 26 <sup>3</sup> / <sub>4</sub> " 58–68 cm
<b>C CALF</b>	11" – 15 <sup>1</sup> / <sub>2</sub> " 28–37 cm	11 <sup>3</sup> / <sub>4</sub> " – 15 <sup>3</sup> / <sub>4</sub> " 30–40 cm	12 <sup>1</sup> / <sub>2</sub> " – 17" 32–43 cm	13 <sup>1</sup> / <sub>4</sub> " – 18" 34–46 cm	14 <sup>1</sup> / <sub>4</sub> " – 19 <sup>1</sup> / <sub>4</sub> " 36–49 cm	15" – 20 <sup>1</sup> / <sub>2</sub> " 38–52 cm	16" – 21 <sup>1</sup> / <sub>2</sub> " 41–55 cm	17 <sup>1</sup> / <sub>4</sub> " – 22 <sup>3</sup> / <sub>4</sub> " 44–58 cm
<b>B ANKLE</b>	7 <sup>1</sup> / <sub>2</sub> " – 8 <sup>1</sup> / <sub>4</sub> " 19–21 cm	8 <sup>1</sup> / <sub>2</sub> " – 9 <sup>1</sup> / <sub>4</sub> " 21.5–23.5 cm	9 <sup>1</sup> / <sub>2</sub> " – 10 <sup>1</sup> / <sub>4</sub> " 24–26 cm	10 <sup>1</sup> / <sub>2</sub> " – 11 <sup>1</sup> / <sub>4</sub> " 26.5–28.5 cm	11 <sup>1</sup> / <sub>2</sub> " – 12 <sup>1</sup> / <sub>2</sub> " 29–32 cm	12 <sup>3</sup> / <sub>4</sub> " – 13 <sup>3</sup> / <sub>4</sub> " 32.5–35 cm	14" – 15 <sup>1</sup> / <sub>4</sub> " 35.5–39 cm	15 <sup>1</sup> / <sub>2</sub> " – 17" 39.5–43 cm
<b>LEG LENGTH</b>	⚡ floor - G THIGH ▶ SHORT < 28" (72cm), REGULAR 28"-32" (72-82 cm), LONG > 32" (82cm) ⚡ floor - D1 CALF ▶ SHORT < 16" (41cm), REGULAR 16"-18.5" (41-47cm), LONG > 18.5" (47cm)							



\* No extra-wide in size 3



# Custom circaid profile availability – lower extremity

Available styles				
				<p>Most common length options shown in chart, custom garments can be made starting and ending at any landmark.</p>
A-G (full leg)	A-D (calf)	B-G (ankle to thigh - no foot)	B-D (ankle to calf - no foot)	

## Additional Options:



**Non-skid pad on sole**



**Fused EZ-on system** to easily apply sleeve and oversleeve together.



**Lateral rise at D**



**High-energy oversleeve** the higher compression option adding an additional 5 mmHg of compression.



**No lateral rise**



**Extended foot to end of toes**



**EZ-open panel** at G for ease of donning.



**EZ-open panel** at D for ease of donning.

**NEW**

circaid<sup>®</sup>  
profile



circaid<sup>®</sup>  
profile



Learn more!




Please join us  
@mediusaifeelbetter



Please join  
@mediUSA



Please join us  
@mediusaifeelbetter



## circaid<sup>®</sup>: Inspired by nature

The idea and development of circaid products is founded upon the giraffe. The founder, Frank Shaw, created the first inelastic compression device based upon the anatomy of the giraffe leg.

In contrast to humans, giraffe skin does not expand on the legs. The tissue pressure of giraffes is naturally increased, promoting lymphatic and venous flow. Giraffes thus have permanent, natural compression.

medi USA  
6481 Franz Warner Parkway  
Whitsett, NC 27377  
T 800-633-6334  
F 888-570-4554  
info@mediusa.com  
mediusa.com