



**medi**

lymphology  
**measuring for  
custom-made  
inelastic circaid®  
upper extremity**

**Inspired by nature.**

Giraffe skin has little to no stretch providing maximum containment of any edema.

**medi. I feel better.**

# CIRCAID Custom Armsleeve & Glove Form

Fax Orders: 888-840-0939 Email: customs@mediusa.com

☐ Exact Reorder Order

Number: \_\_\_\_\_

RMA #: \_\_\_\_\_

**medi**

Customer Name \_\_\_\_\_

Customer No. \_\_\_\_\_ Purchase Order No. \_\_\_\_\_

Patient Name \_\_\_\_\_ Fax \_\_\_\_\_

Billing Address \_\_\_\_\_

Shipping Address \_\_\_\_\_

Telephone \_\_\_\_\_ Measured by \_\_\_\_\_

Order Date \_\_\_\_\_ Email \_\_\_\_\_

Shipping method: ☐ Standard (max. 5 days if complete order is received by 3:00pm EST) ☐ Second Day (extra charge) ☐ Next Day (extra charge)

Credit Card Info \_\_\_\_\_

juxtafit® essentials arm							
	Qty Left	Qty Right	Standard arm sleeve (C-G)	Partial sleeve (C-E)	Partial sleeve (E-G)	Partial sleeve (C-F)	Made of extra-firm material
armsleeve							

juxtafit® essentials glove				
*open palm is recommended for palm circumferences greater than 24cm	Qty Left	Qty Right	Finger-less glove	Extend wrist band
glove				<input type="checkbox"/> 3cm <input type="checkbox"/> 6cm
open palm glove				<input type="checkbox"/> 3cm <input type="checkbox"/> 6cm
glove w/ dorsum strap				<input type="checkbox"/> 3cm <input type="checkbox"/> 6cm
open palm glove w/ dorsum strap				<input type="checkbox"/> 3cm <input type="checkbox"/> 6cm
hand wrap				

## Cover up color

(indicate qty.)

\_\_\_\_\_ black

(default)

\_\_\_\_\_ beige

\_\_\_\_\_ pink

## Additional Options

Undersleeves (indicate qty.)

\_\_\_\_\_ standard

\_\_\_\_\_ silver

\_\_\_\_\_ wide

\*New custom options and add-ons may incur additional costs.

graduate™						
	Qty Left	Qty Right	Foam lateral rise	Stop foam at C	Tack thumb hole	Band locks
armsleeve			<input type="checkbox"/> 2.5cm <input type="checkbox"/> 5cm			
graduate™ foam liner color options						
Interior			Exterior			
<input type="checkbox"/> Beige (default)			<input type="checkbox"/> Black (default) <input type="checkbox"/> Beige			

# Notes on taking measurements for custom-made circaid inelastic products

• Measurements for compression garments should not be taken until the best possible decongestion effort has been achieved. Circumference and length measurements are taken in a distal to proximal sequence. Measurements should be taken with the arm extended straight, such as with a patient lying flat on a table or standing.

• It is essential to mark the measuring points on the arm so that the circumference and length measurements are taken at the same point.

• The circumference measurements are taken without any tension as the products are adjustable and will accommodate some changes in size. Measurements are to be taken with skin measurements. Skin measurements should be taken loosely without tension.

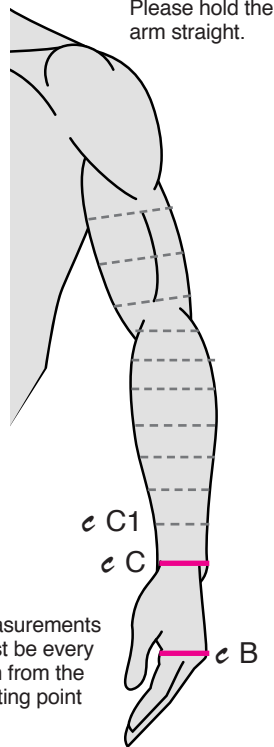
**Please take measurements without tension!**

Patient Name: \_\_\_\_\_

Date: \_\_\_\_\_

## Arm measurement Circumferences

Left in cm.	Right in cm.
	55
	50
	45
	40
	35
	30
	25
	20
	15
	10
	05
	cC1
	cC wrist
	cB Palm

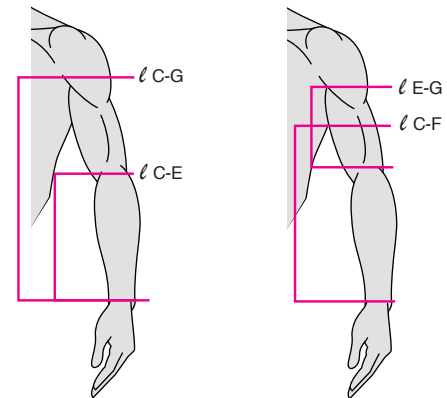


## Arm measurement Lengths

Left in cm.	Right in cm.
	ℓ C-G
	ℓ E-G
	ℓ C-F
	ℓ C-E

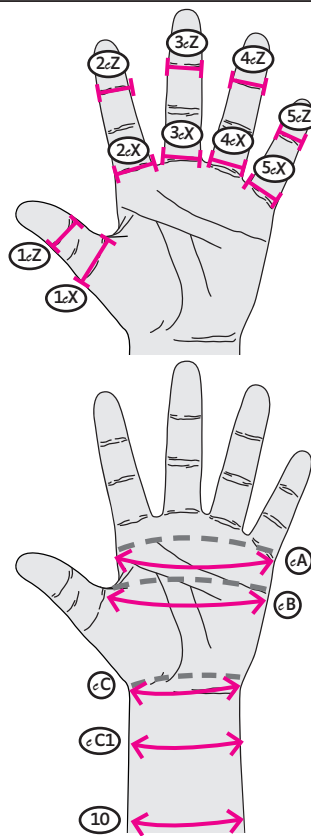
\*Only ℓC-E and ℓC-G required for standard arm sleeve. Other measurements only needed for partial arm sleeves depending on sleeve end point.

Please measure the length on the inside of the arm in a straight line.



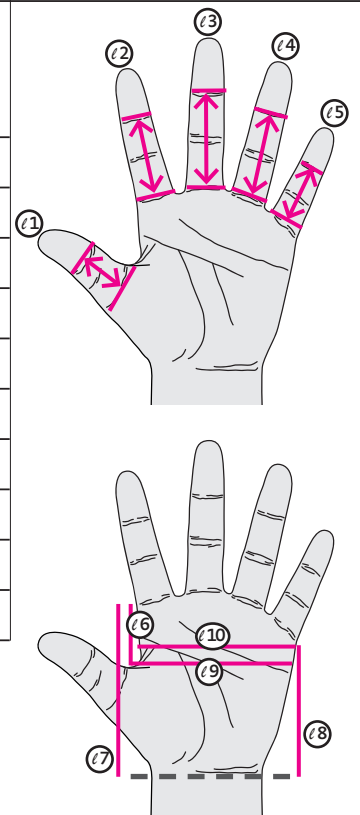
## Hand measurement Circumferences

Left in cm.	Right in cm.
	1cZ
	2cZ
	3cZ
	4cZ
	5cZ
	1cX
	2cX
	3cX
	4cX
	5cX
	1cA
	2cA
	3cA
	4cA
	5cA
	cA
	cB Palm
	cC Wrist
	cC1*
	10*



## Hand measurement Lengths

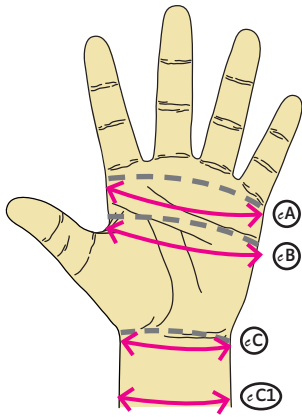
Left in cm.	Right in cm.
	ℓ1
	ℓ2
	ℓ3
	ℓ4
	ℓ5
	ℓ6
	ℓ7
	ℓ8
	ℓ9
	ℓ10



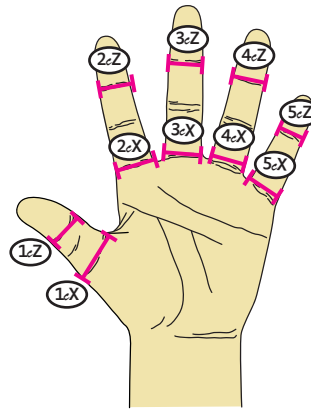
\*C1 and 10 required for extended wrist band on glove. 10 = 10 cm above C (wrist) measurement.

All measurements are taken in a straight line. Measure arm lengths medially. If folds or trouble areas are present please draw shape of patient's arm or hand darker on sample or separate sheet. Pictures and contoured measurements are also helpful for challenging limb shapes.

# Arm & Hand Circumference Measurements

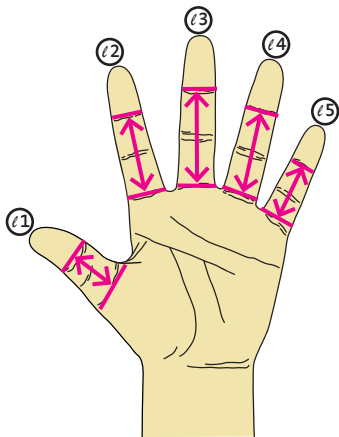


- Circumference (c) A -**  
Circumference of the hand even with the base of the little finger.
- Circumference (c) B -**  
Circumference of the hand even with the base of the thumb webbing.
- Circumference (c) C -**  
Circumference of the wrist.
- Circumference (c) C1 -**  
Circumference 5cm above C.

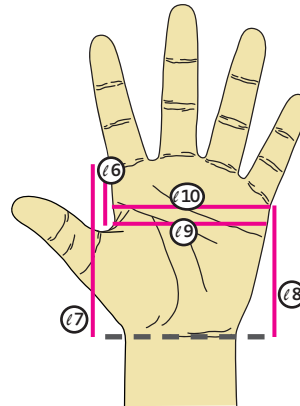


- Circumference (c) Z 1-5 -**  
Circumference of each distal interphalangeal joint (or at the desired end location of the glove fingers), starting at the thumb (1) and working out to the little finger (5).
- Circumference (c) X 1-5 -**  
Circumference of the base of each finger, starting at the thumb (1) and working out to the little finger (5).

# Hand Length Measurements



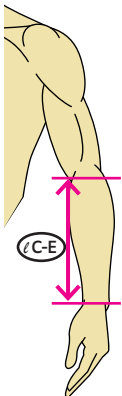
- Lengths (l) 1-5 -**  
Length from the base of each finger to the distal interphalangeal joint of each finger (or at the desired end location of the glove fingers), starting at the thumb (1) and working out to the little finger (5).



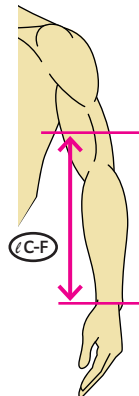
- Length (l) 6 -** Length from the base of the index finger to the thumb webbing with the thumb in a relaxed position.
- Length (l) 7 -** Length from the base of the index finger to the wrist.
- Length (l) 8 -** Length from the base of the little finger to the wrist.
- Length (l) 9 -** Length from the thumb webbing to the opposite side of the hand.
- Length (l) 10 -** Length from the base of the little finger to the opposite side of the hand.

# Arm Length Measurements

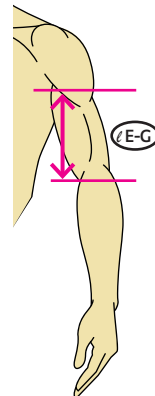
- Lengths (l) C-E -**  
Length from the wrist to the elbow crease.



- Lengths (l) C-F -**  
Length from the wrist to the midpoint of E and G.



- Lengths (l) E-G -**  
Length from the elbow crease to the axilla.



- Lengths (l) C-G -**  
Length from the wrist to the axilla.

